

PUERTO DE ALMERIA

TABLA 1.1. RESUMEN TOTAL ANUAL

AÑO	PESO (Tm.)	VALOR (Miles Ptas.)	PRECIO MEDIO (Ptas.)
1985	19.386,25	3.724.092	192
1986	15.396,12	3.322.743	216
1987	13.832,62	3.593.647	260
1988	11.026,85	3.717.951	337
1989	8.581,19	3.477.655	405
1990	10.065,70	4.747.671	472
1991	16.723,75	6.243.555	373
1992	14.643,87	5.911.741	404
1993	14.731,69	5.006.690	340
1994	16.965,55	5.723.965	337
1995	15.227,07	4.648.059	305
1996	12.232,37	4.264.283	349
1997	6.050,21	2.944.823	487
1998	6.659,69	3.804.034	571
1999	7.206,68	3.235.543	449

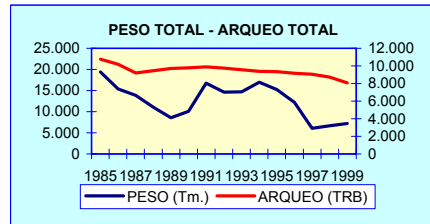
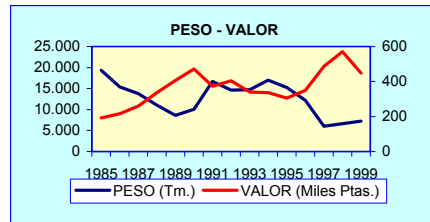


TABLA 1.2. RESUMEN POR CATEGORÍAS (PECES, MOLUSCOS, CRUSTACEOS)

AÑO	PECES			MOLUSCOS			CRUSTACEOS		
	PESO (Tm.)	VALOR (Miles Ptas.)	PRECIO (Ptas./ Kg.)	PESO (Tm.)	VALOR (Miles Ptas.)	PRECIO (Ptas./ Kg.)	PESO (Tm.)	VALOR (Miles Ptas.)	PRECIO (Ptas./ Kg.)
1985	17.838,90	2.742.502	154	816,38	231.735	284	730,97	749.854	1.026
1986	13.943,32	2.223.247	159	765,29	284.493	372	687,51	815.003	1.185
1987	12.293,39	2.234.852	182	619,41	222.600	359	919,82	1.136.195	1.235
1988	9.537,16	2.156.702	226	643,28	289.795	450	846,40	1.271.454	1.502
1989	7.124,71	1.913.658	269	665,17	287.803	433	791,31	1.276.194	1.613
1990	8.129,02	2.483.222	305	877,50	448.920	512	1.059,18	1.815.529	1.714
1991	14.632,27	3.651.799	250	952,74	448.320	471	1.138,74	2.143.437	1.882
1992	12.607,97	3.600.742	286	1.203,21	422.113	351	832,69	1.888.886	2.268
1993	13.559,65	3.526.325	260	585,48	211.835	362	586,56	1.268.530	2.163
1994	15.503,40	3.927.839	253	703,39	280.480	399	758,76	1.515.647	1.998
1995	14.329,98	3.470.827	242	467,04	220.218	472	430,05	957.014	2.225
1996	11.276,92	2.767.030	245	384,64	176.433	459	570,81	1.320.820	2.314
1997	5.249,41	1.655.626	315	312,56	200.537	642	488,23	1.088.661	2.230
1998	5.778,34	2.216.982	384	268,40	140.502	523	612,95	1.446.550	2.360
1999	6.181,32	1.465.447	237	400,95	201.339	502	624,41	1.568.757	2.512

TABLA 1.3. EVOLUCIÓN DE LA FLOTA OPERATIVA

AÑO	DOTADAS DE MOTOR				NO DOTADAS DE MOTOR				TOTAL			
	BARCOS (Nº)	ARQUEO TRB	POTENCIA CV	TRIP	BARCOS (Nº)	ARQUEO TRB	POTENCIA CV	TRIP	BARCOS (Nº)	ARQUEO TRB	POTENCIA CV	TRIP
1985	371	10.754	62.013	3.245	14	25	0	23	385	10.779	62.013	3.268
1986	388	10.149	61.312	3.158	14	25	0	23	402	10.174	61.312	3.181
1987	356	9.186	56.061	2.730	14	25	0	23	370	9.211	56.061	2.753
1988	368	9.438	58.144	2.800	13	15	0	18	381	9.452	58.144	2.818
1989	375	9.699	59.760	2.848	13	15	0	18	388	9.713	59.760	2.866
1990	379	9.762	60.321	2.828	13	15	0	18	392	9.776	60.321	2.846
1991	385	9.892	61.016	2.789	13	15	0	18	398	9.907	61.016	2.807
1992	382	9.725	59.663	2.734	13	15	0	18	395	9.739	59.663	2.752
1993	377	9.545	58.824	2.688	13	15	0	18	390	9.560	58.824	2.706
1994	376	9.369	58.240	2.652	12	14	0	17	388	9.382	58.240	2.669
1995	375	9.342	58.143	2.627	11	10	0	15	386	9.351	58.143	2.642
1996	375	9.140	57.272	2.603	11	10	0	15	386	9.150	57.272	2.618
1997	382	9.060	56.861	2.606	11	10	0	15	393	9.069	56.861	2.621
1998	373	8.723	54.886	2.531	11	10	0	15	384	8.733	54.886	2.546
1999	358	8.065	51.445	2.369	11	10	0	15	369	8.075	51.445	2.384

PUERTO: PROVINCIA DE ALMERIA

TABLA 1.4. DATOS POR ESPECIES. AÑOS 1985-1989

ESPECIE	FAO	1985		1986		1987		1988		1989	
		PESO (Kg.)	VALOR (Miles Ptas.)	PESO (Kg.)	VALOR (Miles Ptas.)	PESO (Kg.)	VALOR (Miles Ptas.)	PESO (Kg.)	VALOR (Miles Ptas.)	PESO (Kg.)	VALOR (Miles Ptas.)
ACEDIA	CET										
AGUJA	BEN	75.007	24.943	86.436	37.256	199.335	35.764	181.350	66.928	170.199	50.774
ALACHA	SAA	366.845	13.654	494.516	14.377	190.290	5.525	257.890	6.487	441.235	18.354
ANCHOVA	BLU							10	5		
ARAÑAS	WEX	2.347	443	41	10	5	1	1.863	335	4.384	721
ATUN	BFT	173.526	33.930	70.986	23.957	151.367	32.553	105.755	47.275	182.760	89.951
ATUN BLANCO	ALB							5.925	3.377		
BACALADILLA	WHB	1.061.830	143.274	560.402	114.948	1.148.017	192.626	668.741	154.226	276.530	67.342
BESUGO BLANCO	SBA	601.867	174.685	370.081	149.233	354.379	168.613	320.516	136.862	216.737	117.034
BOCANEGRA	SHO										
BODIONES	WRA										
BOGA	BOG	855.669	21.417	838.470	20.673	806.020	14.227	572.701	12.916	363.602	8.724
BONITO	BON	199.830	57.395	159.845	37.028	240.041	59.196	68.925	23.748	20.625	5.135
BOQUERON	ANE	3.176.300	788.367	1.452.525	369.308	405.825	126.296	58.194	24.578	63.950	31.049
BRECA	PAC	18.030	4.788	21.419	6.379	13.556	4.803	10.342	5.119	25.652	18.107
BROTOLAS	FOX	157.030	42.624	93.426	30.903	144.396	50.317	83.083	37.425	73.980	36.747
BURRO	GBR										
CABALLAS	MAZ	923.426	100.241	590.222	76.347	1.369.930	202.254	501.267	87.539	199.565	49.374
CACHUCHO	DEL							17	5	450	228
CARAMEL-CHUCLAS	PIC	78.566	4.338	53.800	2.582	47.010	2.174	55.740	3.391	30.650	2.280
CAZON	GAG	90	26			330	84	1.138	517	878	447
CHERNA	WRF	4.626	2.508	5.640	3.476	7.734	4.681	2.687	2.236	2.267	2.709
CHUCHOS	SRX									70	21
CONGRIO	COE	2.711	306	714	99	345	49	1.054	245	690	149
CORVINA	MGR									30	13
DENTONES-HURTA	DEX.REA	4	3	127	119			8	5	64	33
DENTONES-PARGO	DEX-RPG	357	196	1.150	668						
DORADA	SBG	1.087	113								
ESCUALOS DIVERSOS	SKH	79.731	17.536	129.815	24.025	123.838	34.877	86.714	29.271	89.389	32.929
ESPETON	BAR							3.150	390	5.810	737
FALSO ABADEJO	GPX										
FANECA	BIB										
GALLINETA	BRF	1.855	670	675	328	234	108	1.133	530	4.367	1.845
HERRERA	SSB	567	116	33	8	25	9	6.138	1.508	5.908	1.858
JAPUTA	POA	1.316	328	2.125	492	1.864	527	1.961	411	6.929	726
JURELES	JAX	1.414.734	139.578	592.258	97.846	767.532	149.542	683.241	162.359	338.872	88.370
LAMPUGA	DOL										
LENGUADOS	SOX	7.165	3.839	4.332	2.512	7.870	3.941	6.394	4.120	8.084	8.584
LISAS	MUL	2.570	622	8.916	3.807	11	2	642	80	960	102
LISTADO	SKJ										
LUBINA	BSS							9	2		
MARRAJO-TINTORERA	SMA.BSH	5.130	2.039	24.289	9.031	19.306	7.359	19.464	9.328	7.431	3.356
MELVA	BLT	1.015.231	151.592	1.125.025	177.204	769.390	159.815	801.704	169.400	171.927	33.582
MERLUZA	HKE	315.808	151.372	250.099	151.182	219.098	122.952	253.768	167.233	229.134	179.005
MERO	GPD	1.360	882	4.990	3.334	2.745	1.680	3.928	2.458	1.358	1.406
MIELGAS	DGZ										
MORENA	MUI										
OBLADA	SBS					1.410	141	11.700	726	5.820	324
PALOMETA	POP							2.400	369	3.102	777
PALOMETON	LEE										
PAPARDA	SAU										
PARGO-BOCINEGRO	RPG					13.610	6.122	2.950	1.798	3.221	2.588
PARGO-SAMA DE PLUMA	DEP	3.182	2.019	1.094	771	794	613	329	306	275	310
PECES LOBO	GRV										
PECES MARINOS	MZZ	1.271.437	261.991	1.236.875	293.621	1.484.520	388.742	1.713.880	527.647	1.751.698	577.289
PELUDA	MSF										
PEZ DE SAN PEDRO	JOD	114.175	32.838	11.771	3.802	12.996	4.808	8.280	3.484	11.288	5.657
PEZ ESPADA	SWO	85.921	65.487	97.354	73.068	54.611	50.076	157.017	107.968	71.500	70.672
PEZ LIMON	AMB	58.276	15.592			31.536	8.865	7.604	3.399	26.896	12.991
PEZ MARTILLO	SPZ										
PEZ SABLE	SFS			207	10	5.598	557	69.414	13.580	150.090	29.039
PINTARROJAS	SCL			588	311			95	14		
QUELVACHO	GUP										
RAPESES	MNZ	171.794	52.834	212.130	78.224	188.579	71.045	113.620	50.018	156.276	77.436
RASCACIOS	SCS	466	57			48	5	847	85	444	50
RAYAS	RAJ	473	51	154	21	77	8	944	116	254	40
RAYAS-MANTAS	BAI	234.330	46.959	193.700	42.402	187.590	51.426	129.420	44.113	64.575	24.758
RODABALLOS	LEF	14	13	16	18			2	1	6	4
RUBIOS	GUX	523	143	188	66	231	121	637	159	5.020	1.047
SALEMA	SLM	15.624	516	240	48	2.160	104	10.590	512	37.230	1.897
SALMONETES	MUX	563.813	138.811	184.174	100.257	143.931	81.658	166.149	108.498	163.240	118.251
SAPO	TDF										
SARDINA	PIL	4.732.592	239.751	5.062.435	273.488	3.170.825	189.800	2.373.690	133.003	1.724.466	136.720
SARGOS	SWA	4.503	709			4.241	764	1.896	566	4.721	2.104
SERRANO	BAS	85	16	38	10	139	23	187	31	96	17
TAPACULOS	FLX										
TEMBLADERA	TOE	32.519	1.261					60	2		
VORAZ-BESUGO	SBR	4.560	1.627								
ZORROS	THR										
TOTAL PECES		17.838.902	2.742.502	13.943.321	2.223.247	12.293.389	2.234.852	9.537.163	2.156.702	7.124.705	1.913.658
ALMEJA BABOSA	CTS	15	2	42	17						
ALMEJA CHOCHA	TPS										
ALMEJA FINA	CTG	1.670	1.002								
ALMEJAS	CLX										
BUSANO	MUE										
CALAMARES	SQC	75.757	43.021	173.799	97.586	170.587	94.911	211.094	142.988	150.876	117.026
CAÑAILLA	MSH							60	12	330	35
CARACOLAS	GAS									200	27
CHIRLA	SVE	115.501	37.463	174.690	63.228	66.328	20.673	68.726	36.088	147.955	68.952

CHOCO	CTC	720	230			840	207	5.700	2.006	10.920	4.375
CHOPOS-CHOPITOS	CTL	109.903	34.535	56.570	23.403	38.543	17.101	35.397	17.086	29.073	17.537
CLICA	CLB										
CONCHA FINA	CLV			24	1						
COQUINAS	DON										
CORRUCO	COZ	9	1	4.341	1.620			213	213	190	162
MEJILLON	MSX										
MOLUSCOS MARINOS	MOL									84.500	
OSTION	OYG										
POTAS	OMZ	2.738	559	4.648	1.093	3.920	911	11.253	2.469	10.744	2.600
PULPO	OCC	510.062	114.922	351.177	97.545	339.191	88.798	310.419	88.916	229.665	77.056
VOLADORES	SQM							420	16	720	31
TOTAL MOLUSCOS		816.375	231.735	765.291	284.493	619.409	222.600	643.282	289.795	665.173	287.803
BOGAVANTE	LBE	2	2					2	4	15	4
CAMARONES	PAL	112.757	69.267	120.885	89.057	144.400	129.362	178.139	195.029	123.730	137.221
CARABINERO	SSH	34.280	25.505	89.175	83.249	152.875	166.868	178.000	214.854	75.185	101.923
CENTOLLA	SCR										
CIGALA	NEP	142.554	145.184	156.736	186.422	194.025	251.226	145.439	234.231	163.087	306.648
CRUSTACEOS MARINOS	CRU									53.372	33
GALERA	MTS										
GAMBA	DPS	424.959	488.475	308.393	440.351	423.026	581.075	334.803	609.972	368.967	717.542
GAMBA ROJA	ARA										
LANGOSTAS	CRW	15.594	20.444	10.292	13.256	5.494	7.664	10.017	17.363	838	1.515
LANGOSTINO	TGS	825	978	2.025	2.669					6.115	11.308
PERCEBE	PCB										
SASTRE	LOQ										
TOTAL CRUSTACEOS		730.971	749.854	687.506	815.003	919.820	1.136.195	846.400	1.271.454	791.309	1.276.194
TOTAL PROVINCIA ALMERIA		19.386.248	3.724.092	15.396.118	3.322.743	13.832.618	3.593.647	11.026.845	3.717.951	8.581.187	3.477.655

PUERTO: PROVINCIA DE ALMERIA

TABLA 1.4. DATOS POR ESPECIES. AÑOS 1990-1994

ESPECIE	FAO	1990		1991		1992		1993		1994	
		PESO (Kg.)	VALOR (Miles Ptas.)	PESO (Kg.)	VALOR (Miles Ptas.)	PESO (Kg.)	VALOR (Miles Ptas.)	PESO (Kg.)	VALOR (Miles Ptas.)	PESO (Kg.)	VALOR (Miles Ptas.)
ACEDIA	CET	195	27								
AGUJA	BEN	110.840	98.934	12.496	10.301	272.845	18.451	14.109	2.822	51.139	8.958
ALACHA	SAA	247.230	13.553	496.381	27.458	328.987	16.556	358.944	20.612	614.042	30.295
ANCHOVA	BLU	122.220	5.259								
ARAÑAS	WEX	3.086	578	4.037	1.004	4.814	1.220	4.956	1.447	2.606	857
ATUN	BFT	208.953	132.103	78.170	34.367	57.945	29.491	95.356	59.748	152.307	111.486
ATUN BLANCO	ALB	74.800	48.620			74.400	48.620				
BACALADILLA	WHB	158.526	72.810	267.244	87.127	166.480	46.854	170.649	53.734	313.465	69.883
BESUGO BLANCO	SBA	223.549	105.574	224.242	102.533	363.441	148.455	381.062	180.533	511.097	252.681
BOCANEGRA	SHO							3.793	1.686	2.273	1.126
BODIONES	WRA										
BOGA	BOG	326.032	6.872	533.713	10.375	603.245	25.723	650.760	30.668	841.383	41.979
BONITO	BON	11.698	6.994	4.272	1.380	5.630	2.880	2.700	1.089	22.998	9.691
BOQUERON	ANE	34.480	11.779	87.923	35.800	525.648	272.152	631.129	400.610	813.327	423.340
BRECA	PAC	12.042	10.689	19.532	15.337	22.577	17.582	20.324	15.705	15.266	11.260
BROTOLAS	FOX	127.550	73.811	157.581	88.652	496.507	198.679	576.131	257.213	697.158	308.961
BURRO	GBR										
CABALLAS	MAZ	311.927	65.452	162.176	32.677	445.211	22.584	885.026	32.869	1.134.904	49.879
CACHUCHO	DEL	1.355	1.117								
CARAMEL-CHUCLAS	PIC	18.595	1.446	9.688	1.096	31.988	2.813	14.831	1.171	17.438	1.584
CAZON	GAG	344	222	101	50	147	53	2.200	452	1.374	333
CHERNA	WRF	3.198	3.409	18.238	22.125	691	761	1.438	1.518	211	257
CHUCHOS	SRX	62	10	70	15	40	14	100	40	133	45
CONGRIO	COE	24.820	7.963	58.983	22.083	656	95	3.645	799	4.142	703
CORVINA	MGR	45	34	89	74	62	37	152	65	77	49
DENTONES-HURTA	DEX.REA	743	1.028	1.600	2.553	804	1.255	556	685	254	291
DENTONES-PARGO	DEX-RPG	7.802	13.038	10.095	11.667	8.188	10.538	2.828	2.745	2.817	2.588
DORADA	SBG	3.261	1.179	361	932	441	852	302	531	250	367
ESCUALOS DIVERSOS	SKH	136.077	54.772	226.966	108.320	369.713	97.201	382.227	124.767	559.870	184.541
ESPETON	BAR			2.427	512	2.496	432	2.450	488	1.446	358
FALSO ABADAJEJO	GPX	431	608	291	307	1.291	316	55	60	341	344
FANECA	BIB	2.340	428							66	46
GALLINETA	BRF	5.239	2.449	4.361	3.466	4.355	3.630	3.813	2.517	2.606	1.803
HERRERA	SSB	1.774	639	4.950	2.434	5.415	2.448	6.243	2.549	4.226	1.903
JAPUTA	POA	26.907	12.096	939	298	666	169	2.219	708	925	250
JURELES	JAX	587.838	125.140	726.333	187.119	983.525	130.019	1.498.817	173.672	1.622.628	185.135
LAMPUGA	DOL	1.904	357	764	243	187	48	327	112	299	95
LENGUADOS	SOX	5.250	5.646	13.611	21.566	7.574	10.043	4.704	8.006	4.062	6.090
LISAS	MUL	493	48	499	61	630	78	1.129	183	1.209	211
LISTADO	SKJ	930	118								
LUBINA	BSS	30	74	31	96	82	138	42	94	72	158
MARRAJO-TINTORERA	SMA.BSH	13.782	6.055	5.790	2.847	8.325	4.369	14.441	6.009	20.055	8.759
MELVA	BLT	290.313	68.635	162.161	25.089	73.193	9.551	14.780	1.708	198.009	26.916
MERLUZA	HKE	194.199	179.391	193.013	181.505	256.765	248.845	228.104	248.285	287.015	281.531
MERO	GPD	1.289	2.118	6.852	11.011	954	1.822	579	1.019	699	1.095
MIELGAS	DGZ									59	11
MORENA	MUI										
OBLADA	SBS			3.780	270	2.280	143	3.405	345	3.375	308
PALOMETA	POP			585	73	1.200	151	180	17	765	126
PALOMETON	LEE										
PAPARDA	SAU									864	108
PARGO-BOCINEGRO	RPG	2.020	1.976	2.661	2.912	1.568	1.454	1.201	1.155	2.526	2.280
PARGO-SAMA DE PLUMA	DEP	488	570	401	452	226	230	334	314	105	80
PECES LOBO	GRV			13.000	11.700						
PECES MARINOS	MZZ	1.347.752	573.403	1.982.906	1.135.070	2.258.680	1.396.138	2.655.596	860.748	3.366.911	945.650
PELUDA	MSF					954	372				
PEZ DE SAN PEDRO	JOD	1.687	1.000	3.011	1.777	665	517	1.067	872	632	543
PEZ ESPADA	SWO	108.616	98.563	208.263	207.061	71.069	76.419	242.697	185.566	226.877	218.378
PEZ LIMON	AMB	3.149	2.002	22.462	13.460	8.122	6.170	7.686	5.815	3.932	2.968
PEZ MARTILLO	SPZ							31	17		
PEZ SABLE	SFS	237.205	40.719	159.057	52.502	97.867	17.603	238.363	45.858	182.959	23.567
PINTARROJAS	SCL					2	9	27	11		
QUELVACHO	GUP							244	67		
RAPES	MNZ	195.038	137.871	151.002	135.548	211.805	169.346	223.703	202.155	275.283	245.953
RASCACIOS	SCS	14.120	3.950	32.179	9.411	6.490	2.130	6.132	1.881	6.198	2.179
RAYAS	RAJ	911	151	1.156	206	1.599	368	1.619	294	1.758	409
RAYAS-MANTAS	BAI	146.283	70.860	230.048	103.102	30.809	9.571				
RODABALLOS	LEF	54	159	111	216	134	247	133	241	50	94
RUBIOS	GUX	2.282	809	5.119	2.170	10.081	3.741	10.556	4.394	9.624	4.356
SALEMA	SLM	17.822	775	6.953	412	10.234	542	209.221	32.930	6.932	433
SALMONETES	MUX	138.430	138.968	123.853	130.030	129.896	128.925	142.367	139.297	118.295	120.417
SAPO	TDF										
SARDINA	PIL	2.598.241	258.678	8.160.527	759.941	4.617.928	394.685	3.777.288	349.240	3.355.249	300.903
SARGOS	SWA	1.825	683	5.687	3.537	5.099	2.843	5.735	3.196	6.580	3.604
SERRANO	BAS	1.873	267	386	113	64	20	141	28		
TAPACULOS	FLX			6	1	30	8	75	12		
TEMBLADERA	TOE									10	2
VORAZ-BESUGO	SBR	9.071	10.743	23.140	29.356	14.916	14.127	50.569	54.765	31.566	29.232
ZORROS	THR					330	212	354	188	659	392
TOTAL PECES		8.129.016	2.483.222	14.632.273	3.651.799	12.607.966	3.600.742	13.559.645	3.526.325	15.503.398	3.927.839
ALMEJA BABOSA	CTS	2	1								
ALMEJA CHOCHA	TPS										
ALMEJA FINA	CTG	285	79	94	31	35.252	12.446	17.964	5.138	466	239
ALMEJAS	CLX									155	100
BUSANO	MUE										
CALAMARES	SQC	87.018	88.343	100.421	100.005	178.563	117.475	84.595	70.456	139.376	115.357
CAÑAILLA	MSH	565	568	506	595	650	724	602	546	235	174
CARACOLAS	GAS	97	67	31.023	10.828	1.181	340	609	239	483	193
CHIRLA	SVE	441.294	210.185	438.291	194.499	272.027	122.185	53.821	18.998	13.605	8.339

CHOCO	CTC	12.145	5.678	7.905	4.327	8.855	5.647	14.391	9.383	11.057	7.615
CHOPOS-CHOPITOS	CTL	86.301	56.207	69.286	42.044	115.414	54.450	58.181	28.064	65.204	31.979
CLICA	CLB	220	66								
CONCHA FINA	CLV	23.986	5.072	72	17	242	100				
COQUINAS	DON	361	323	837	799	143	154	776	282	34	19
CORRUCO	COZ					10.971	4.434				
MEJILLON	MSX										
MOLUSCOS MARINOS	MOL					389	94	12.912	4.187	5.524	3.039
OSTION	OYG			16	4						
POTAS	OMZ	11.807	2.990	13.855	3.643	3.967	1.093	4.408	1.069	5.269	1.472
PULPO	OCC	213.266	79.336	290.365	91.521	575.020	102.924	337.221	73.474	461.981	111.953
VOLADORES	SQM	150	6	64	6	540	47				
TOTAL MOLUSCOS		877.497	448.920	952.735	448.320	1.203.214	422.113	585.480	211.835	703.389	280.480
BOGAVANTE	LBE					10	10			16	18
CAMARONES	PAL	113.434	135.391	106.454	137.666	79.517	110.794	68.337	87.535	88.940	142.329
CARABINERO	SSH	184.570	283.742	323.420	686.598	253.208	610.417	203.424	544.334	325.941	574.847
CENTOLLA	SCR	4	7	114	116	7	11	79	65	46	23
CIGALA	NEP	224.413	416.910	146.508	326.598	69.324	200.815	40.310	127.330	52.499	138.810
CRUSTACEOS MARINOS	CRU	4.097	365	856	116	109.466	248.515	659	219	272	68
GALERA	MTS										
GAMBA	DPS	512.636	945.729	546.127	960.568	318.124	710.352	273.092	507.022	290.481	657.680
GAMBA ROJA	ARA										
LANGOSTAS	CRW	16.129	26.179	14.303	28.532	2.413	6.676	648	1.993	562	1.849
LANGOSTINO	TGS	3.875	7.095	890	3.028	611	1.245	7	14		
PERCEBE	PCB										
SASTRE	LOQ	25	110	65	217	13	51	4	17	6	24
TOTAL CRUSTACEOS		1.059.183	1.815.529	1.138.737	2.143.437	832.693	1.888.886	586.560	1.268.530	758.763	1.515.647
TOTAL PROVINCIA ALMERIA		10.065.696	4.747.671	16.723.745	6.243.555	14.643.873	5.911.741	14.731.685	5.006.690	16.965.550	5.723.965

PUERTO: PROVINCIA DE ALMERIA

TABLA 1.4. DATOS POR ESPECIES. AÑOS 1995-1999

ESPECIE	FAO	1995		1996		1997		1998		1999	
		PESO (Kg.)	VALOR (Miles Ptas.)	PESO (Kg.)	VALOR (Miles Ptas.)	PESO (Kg.)	VALOR (Miles Ptas.)	PESO (Kg.)	VALOR (Miles Ptas.)	PESO (Kg.)	VALOR (Miles Ptas.)
ACEDIA	CET			84	16	1.625	359	286	67	494	96
AGUJA	BEN	9.117	1.961	325.296	46.588	241.170	26.728	28.276	3.297	627.008	21.983
ALACHA	SAA	434.858	22.649	264.355	14.249	238.597	15.240	89.152	4.688	406.485	16.776
ANCHOVA	BLU	48	24	2	1	17	11				
ARAÑAS	WEX	5.274	1.768	2.224	815	6.011	2.045	10.299	3.422	15.153	3.455
ATUN	BFT	138.893	161.241	97.954	108.515	106.208	130.696	32.880	28.039	11.020	12.121
ATUN BLANCO	ALB										
BACALADILLA	WHB	172.072	57.902	204.917	61.744	79.478	26.370	139.346	54.474	151.019	24.642
BESUGO BLANCO	SBA	398.477	186.572	306.108	120.342	191.355	50.117	167.006	36.653	99.953	26.611
BOCANEGRA	SHO	1.218	574	62	27					4	8
BODIONES	WRA	34	5								
BOGA	BOG	617.090	33.292	430.901	21.837	137.831	8.013	189.041	14.853	172.800	15.538
BONITO	BON	24.029	11.022	29.623	11.502	38.821	19.399	52.594	29.231	67.306	17.848
BOQUERON	ANE	573.583	328.306	415.994	237.222	54.818	27.683	72.597	19.913	68.484	18.462
BRECA	PAC	14.711	12.508	11.842	10.320	16.365	14.116	19.811	18.855	15.828	12.063
BROTOLAS	FOX	534.591	244.581	397.778	189.573	118.942	70.853	90.746	58.191	112.068	65.682
BURRO	GBR							11	4		
CABALLAS	MAZ	2.437.639	107.222	849.026	50.689	344.677	23.942	263.495	18.067	52.167	7.960
CACHUCHO	DEL					705	71				
CARAMEL-CHUCLAS	PIC	9.517	773	8.340	643	7.639	701	7.094	1.202	34.932	3.290
CAZON	GAG	887	189	39	16			3.101	1.171	1.169	554
CHERNA	WRF	265	307	449	419	1.917	2.203	3.039	3.574	5.659	6.930
CHUCHOS	SRX	51	5	23	10	145	57	97	26	147	24
CONGRIO	COE	7.624	1.275	4.320	675	14.400	1.952	14.106	2.825	12.753	3.608
CORVINA	MGR	76	14	137	48	498	183			618	204
DENTONES-HURTA	DEX,REA	30	31	75	86	902	855			8	10
DENTONES-PARGO	DEX-RPG	1.634	1.648	1.421	1.610	12.712	12.422	24.405	33.958	13.270	14.844
DORADA	SBG	264	266	106	151	1.522	2.072	7.054	1.500	4.700	1.618
ESCUALOS DIVERSOS	SKH	404.612	139.781	280.688	96.050	39.177	12.335	1.864	858	4.885	985
ESPETON	BAR	2.693	836	3.781	767	5.754	989	15.358	1.780	3.418	436
FALSO ABADAJEJO	GPX	1	5	186	191			234.405	24.789		
FANECA	BIB					48	13	30	6		
GALLINETA	BRF	2.279	1.867	1.756	1.336	22.554	13.003	26.584	16.119	29.704	23.009
HERRERA	SSB	11.379	6.091	6.126	3.449	9.442	5.537	5.593	3.519	1.405	982
JAPUTA	POA	2.891	856	2.412	485	378	138	2.111	870	821	253
JURELES	JAX	1.682.172	228.155	987.574	173.678	512.621	102.923	496.644	97.482	629.845	101.096
LAMPUGA	DOL	5.171	885	122	34						
LENGUADOS	SOX	13.051	12.718	13.974	13.351	5.119	8.903	3.451	5.761	6.122	6.293
LISAS	MUL	4.199	814	3.894	813	17.698	2.453	3.354	690	1.461	261
LISTADO	SKJ									3	3
LUBINA	BSS	30	37	127	204	245	332	124	178	1.074	826
MARRAJO-TINTORERA	SMA,BSH	15.455	6.016	11.735	5.679	15.615	12.385	16.285	9.879	4.649	3.470
MELVA	BLT	359.683	48.216	1.042.494	81.387	204.568	32.663	584.329	79.630	670.356	76.288
MERLUZA	HKE	235.785	232.190	194.657	190.073	151.954	124.357	184.611	167.068	145.443	136.648
MERO	GPD	825	1.215	569	1.039	2.927	4.948	1.298	2.516	4.369	5.572
MIELGAS	DGZ	23	13								
MORENA	MUI	15	3							15	5
OBLADA	SBS	24.053	3.634	14.833	1.744	14.216	1.577	5.985	487	1.529	180
PALOMETA	POP	1.114	123	1.328	144	977	161	3.254	716	139	80
PALOMETON	LEE							1.178	332		
PAPARDA	SAU	547	103								
PARGO-BOCINEGRO	RPG	1.546	1.378	887	849	1.928	1.685	3.857	4.869	3.893	3.041
PARGO-SAMA DE PLUMA	DEP	328	331	237	117	72	123	300	443	533	851
PECES LOBO	GRV					95	36				
PECES MARINOS	MZZ	2.469.061	695.099	2.252.730	502.205	875.332	156.199	427.436	712.025	220.846	90.842
PELUDA	MSF	47	18	10	11						
PEZ DE SAN PEDRO	JOD	928	904	668	733	1.714	1.790	8.296	9.330	2.886	3.914
PEZ ESPADA	SWO	297.973	246.445	257.365	234.939	396.019	410.158	277.343	274.540	183.279	205.415
PEZ LIMON	AMB	6.296	2.308	5.943	4.296	11.231	8.602	497.277	25.883	4.608	4.292
PEZ MARTILLO	SPZ	3	2								
PEZ SABLE	SFS	101.054	13.638	713.653	79.126	437.091	48.406	522.187	37.277	265.760	42.534
PINTARROJAS	SCL	135	60	552	228	29.579	8.253	34.209	13.685	28.962	10.898
QUELVACHO	GUP	19	2							19	9
RAPES	MNZ	200.846	182.273	147.857	134.471	61.934	46.092	66.670	72.893	48.911	57.648
RASCACIOS	SCS	3.271	1.068	2.177	727	4.247	1.704	5.599	2.572	6.334	2.615
RAYAS	RAJ	2.466	556	1.477	357	10.060	2.640	21.703	5.463	9.248	2.396
RAYAS-MANTAS	BAI										
RODABALLOS	LEF	141	238	79	140	726	1.150	98	218	213	234
RUBIOS	GUX	8.501	4.038	4.253	2.011	10.122	4.565	9.927	4.236	9.811	5.082
SALEMA	SLM	55.541	3.343	41.883	2.139	33.644	1.613	21.755	986	20.956	1.081
SALMONETES	MUX	143.454	132.537	95.218	100.899	86.209	88.265	90.104	101.518	117.732	139.103
SAPO	TDF	1.796	766								
SARDINA	PIL	2.849.841	291.546	1.792.998	214.987	608.281	73.134	898.389	112.378	1.793.577	160.777
SARGOS	SWA	4.203	2.417	7.749	4.258	12.668	6.733	11.022	6.344	5.437	3.730
SERRANO	BAS	54	20	28	3			9.444	3.493	6.588	2.373
TAPACULOS	FLX	100	15	13	2						
TEMBLADERA	TOE	21	4	8	1	15	7				
VORAZ-BESUGO	SBR	34.133	34.013	33.585	36.878	48.795	35.670	71.831	82.138	73.445	97.892
ZORROS	THR	261	116	218	130						
TOTAL PECES		14.329.979	3.470.827	11.276.920	2.767.030	5.249.410	1.655.626	5.778.340	2.216.982	6.181.320	1.465.447
ALMEJA BABOSA	CTS	272	119	318	159						
ALMEJA CHOCHA	TPS			143	72						
ALMEJA FINA	CTG										
ALMEJAS	CLX	1.738	621								
BUSANO	MUE	33	31	184	140	347	246			231	191
CALAMARES	SQC	67.612	59.190	63.747	55.774	49.055	60.118	12.685	15.598	52.395	59.265
CAÑAILLA	MSH	147	59	24	26	293	102	534	392		
CARACOLAS	GAS	1.477	380	1.856	357	2.481	373	1.069	173	966	239
CHIRLA	SVE	13.631	8.059	15.174	8.090	47.756	27.205	1.053	617	716	219

CHOCO	CTC	13.329	8.973	10.851	6.803	13.154	9.818	32.323	26.051	7.063	6.008
CHOPOS-CHOPITOS	CTL	66.415	34.949	48.565	27.491	57.498	40.377	4.578	4.119	48.366	35.373
CLICA	CLB										
CONCHA FINA	CLV	25	4	18	5	297	287			1.752	857
COQUINAS	DON	2.814	2.763			995	1.005	11.641	8.110	4.072	2.626
CORRUCO	COZ										
MEJILLON	MSX					99	79				
MOLUSCOS MARINOS	MOL	450	195	35	16						
OSTION	OYG										
POTAS	OMZ	7.374	2.545	13.001	3.915	25.427	9.795	66.110	24.131	93.753	27.088
PULPO	OCC	291.650	102.320	230.724	73.587	115.148	51.132	138.408	61.311	191.640	69.473
VOLADORES	SQM	75	10			13	1				
TOTAL MOLUSCOS		467.042	220.218	384.640	176.433	312.563	200.537	268.401	140.502	400.954	201.339
BOGAVANTE	LBE	26	36	22	66	27	104	35	96	16	50
CAMARONES	PAL	66.706	106.369	83.328	138.313	121.652	151.792	153.049	199.256	171.282	279.923
CARABINERO	SSH	130.362	233.731	280.676	567.976	32.956	67.702	4.599	12.540	637	1.005
CENTOLLA	SCR	16	15	131	69	107	54	30	20	32	22
CIGALA	NEP	29.096	83.868	40.750	116.353	25.445	71.918	38.940	101.745	32.002	88.319
CRUSTACEOS MARINOS	CRU	1.700	349	343	45	11.415	1.165	18.111	3.124	2.027	222
GALERA	MTS							60	58	45	13
GAMBA	DPS	201.419	531.366	164.972	496.416	287.314	779.171	381.904	1.099.310	291.481	751.577
GAMBA ROJA	ARA									117.753	430.884
LANGOSTAS	CRW	286	1.048	584	1.581	9.207	16.690	16.221	30.400	9.127	16.717
LANGOSTINO	TGS	437	230			81	52			2	6
PERCEBE	PCB					30	12				
SASTRE	LOQ									2	20
TOTAL CRUSTACEOS		430.048	957.014	570.806	1.320.820	488.234	1.088.661	612.950	1.446.550	624.405	1.568.757
TOTAL PROVINCIA ALMERIA		15.227.069	4.648.059	12.232.366	4.264.283	6.050.207	2.944.823	6.659.690	3.804.034	7.206.679	3.235.543

TABLA 1.5. PRINCIPALES ESPECIES SEGÚN PESO (MEDIAS QUINQUENALES PARA PESO Y VALOR)

ESPECIE	FAO	85-89			90-94			95-99		
		PESO MEDIO		VALOR MEDIO	PESO MEDIO		VALOR MEDIO	PESO MEDIO		VALOR MEDIO
		(Kg.)	(% s/ total)	(Miles Ptas.)	(Kg.)	(% s/ total)	(Miles Ptas.)	(Kg.)	(% s/ total)	(Miles Ptas.)
ALACHA	SAA	350.155	2,57%	11.679	409.117	2,80%	21.695	286.689	3,03%	14.720
BACALADILLA	WHB	743.104	5,45%	134.483	215.273	1,47%	66.082	149.366	1,58%	45.027
BOGA	BOG	687.292	5,04%	15.592	591.027	4,04%	23.123	309.533	3,27%	18.707
BOQUERON	ANE	1.031.359	7,56%	267.920	418.501	2,86%	228.736	237.095	2,50%	126.317
CABALLAS	MAZ	716.882	5,25%	103.151	587.849	4,02%	40.692	789.401	8,33%	41.576
GAMBA	DPS	372.030	2,73%	567.483	388.092	2,65%	756.270	265.418	2,80%	731.568
JURELES	JAX	759.327	5,57%	127.539	1.083.828	7,41%	160.217	861.771	9,10%	140.667
MELVA	BLT	776.655	5,69%	138.318	147.691	1,01%	26.380	572.286	6,04%	63.637
PECES MARINOS	MZZ	1.491.682	10,93%	409.858	2.322.369	15,88%	982.202	1.249.081	13,18%	431.274
SARDINA	PIL	3.412.802	25,01%	194.552	4.501.847	30,78%	412.689	1.588.617	16,77%	170.565
TOTAL GENERAL		13.644.603	100,00%	3.567.218	14.626.110	100,00%	5.526.724	9.475.202	100,00%	3.779.348

TABLA 1.6. PRINCIPALES ESPECIES SEGÚN VALOR (MEDIAS QUINQUENALES PARA PESO Y VALOR)

ESPECIE	FAO	85-89			90-94			95-99		
		PESO MEDIO	VALOR MEDIO		PESO MEDIO	VALOR MEDIO		PESO MEDIO	VALOR MEDIO	
			(Kg.)	(Miles Ptas.)		(% s/ total)	(Kg.)		(Miles Ptas.)	(% s/ total)
BOQUERON	ANE	1.031.359	267.920	7,51%	418.501	228.736	4,14%	237.095	126.317	3,34%
CAMARONES	PAL	135.982	123.987	3,48%	91.336	122.743	2,22%	119.203	175.131	4,63%
CARABINERO	SSH	105.903	118.480	3,32%	258.113	539.988	9,77%	89.846	176.591	4,67%
CIGALA	NEP	160.368	224.742	6,30%	106.611	242.093	4,38%	33.247	92.441	2,45%
GAMBA	DPS	372.030	567.483	15,91%	388.092	756.270	13,68%	265.418	731.568	19,36%
JURELES	JAX	759.327	127.539	3,58%	1.083.828	160.217	2,90%	861.771	140.667	3,72%
MERLUZA	HKE	253.581	154.348	4,33%	231.819	227.911	4,12%	182.490	170.067	4,50%
PECES MARINOS	MZZ	1.491.682	409.858	11,49%	2.322.369	982.202	17,77%	1.249.081	431.274	11,41%
PEZ ESPADA	SWO	93.281	73.454	2,06%	171.504	157.198	2,84%	282.396	274.299	7,26%
SARDINA	PIL	3.412.802	194.552	5,45%	4.501.847	412.689	7,47%	1.588.617	170.565	4,51%
TOTAL GENERAL		13.644.603	3.567.218	100,00%	14.626.110	5.526.724	100,00%	9.475.202	3.779.348	100,00%

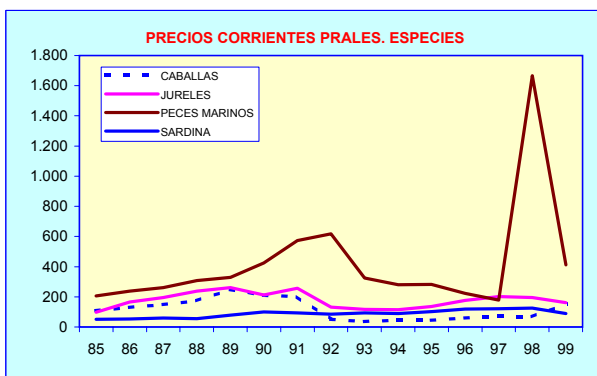
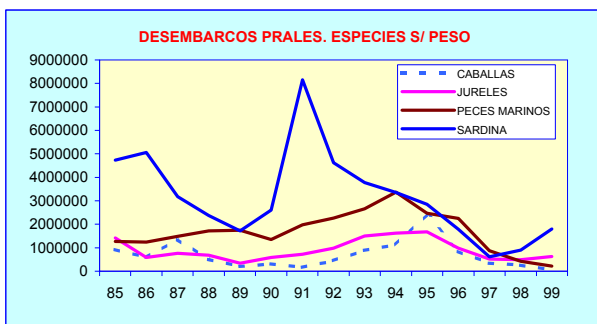


TABLA 1.7. ESTRUCTURA DE LA FLOTA POR MODALIDADES (1989, 1999 Y VARIACIÓN)

VARIABLES	ARRASTRE			CERCO			OTRAS MODALIDADES			TODAS LAS MODALIDADES		
	1989	1999	VARIAC. (%)	1989	1999	VARIAC. (%)	1989	1999	VARIAC. (%)	1989	1999	VARIAC. (%)
Nº DE BARCOS	123	100	-18,70	68	66	-3,03	197	203	3,05	388	369	-4,90
ARQUEO (TRB)	6.517	4.851	-25,56	1.774	1.698	-4,47	1.423	1.526	7,24	9.713	8.075	-16,87
POTENCIA (CV)	34.619	26.387	-23,78	14.124	13.635	-3,59	11.017	11.423	3,69	59.760	51.445	-13,91
TRIP. (Nº)	1.130	886	-21,59	711	686	-3,64	634	650	2,52	2.475	2.222	-10,22

TABLA 1.8. INDICE DE PRECIOS PERCIBIDOS (IPP), SEGÚN MODALIDAD Y TOTAL

AÑO	INDICE DE PRECIOS PERCIBIDOS				PRECIOS CONSTANTES (BASE 1992)			
	PECES	MOLUSCOS	CRUSTACEOS	TOTAL	PECES	MOLUSCOS	CRUSTACEOS	TOTAL
1985	50,37	81,79	41,08	50,69	143,84	286,93	931,89	204,64
1986	60,47	94,53	50,79	60,93	172,70	331,62	1152,10	245,97
1987	65,17	93,06	52,77	64,31	186,11	326,47	1197,08	259,63
1988	75,76	114,19	65,50	76,46	216,35	400,61	1485,86	308,65
1989	89,11	124,24	71,76	87,56	254,50	435,85	1627,74	353,47
1990	101,79	138,15	72,56	97,08	290,71	484,66	1645,88	391,93
1991	113,40	129,42	82,21	106,29	323,85	454,02	1864,93	429,10
1992	100,00	100,00	100,00	100,00	285,59	350,82	2268,41	403,70
1993	87,63	103,29	97,80	91,86	250,27	362,36	2218,41	370,83
1994	82,10	124,57	88,86	87,85	234,47	437,01	2015,79	354,63
1995	86,09	136,14	98,28	94,02	245,86	477,62	2229,29	379,55
1996	85,49	133,06	109,54	96,45	244,14	466,79	2484,92	389,38
1997	81,13	157,55	103,60	94,30	231,69	552,70	2349,96	380,67
1998	178,12	165,66	117,24	160,25	508,70	581,17	2659,55	646,93
1999	89,94	136,26	92,63	94,92	256,87	478,03	2101,21	383,19

