

PUERTO DE CADIZ

TABLA 1.1. RESUMEN TOTAL ANUAL

AÑO	PESO (Tm.)	VALOR (Miles Ptas.)	PRECIO MEDIO (Ptas.)
1985	78.143,77	19.623.831	251
1986	75.818,22	19.889.083	262
1987	78.490,90	22.514.912	287
1988	61.707,22	19.597.267	318
1989	63.627,87	20.796.859	327
1990	63.952,01	21.829.830	341
1991	61.585,53	20.959.043	340
1992	51.222,87	19.437.422	379
1993	50.871,77	17.345.140	341
1994	57.581,96	19.464.898	338
1995	49.405,82	15.235.991	308
1996	56.647,90	19.407.845	343
1997	59.203,57	19.740.675	333
1998	67.148,29	19.500.745	290
1999	67.681,14	18.733.313	277

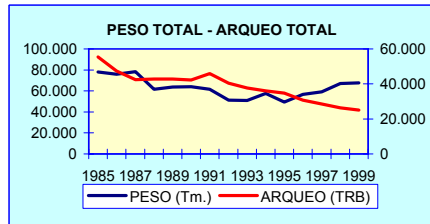
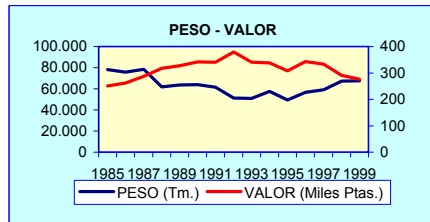


TABLA 1.2. RESUMEN POR CATEGORÍAS (PECES, MOLUSCOS, CRUSTACEOS)

AÑO	PECES			MOLUSCOS			CRUSTACEOS		
	PESO (Tm.)	VALOR (Miles Ptas.)	PRECIO (Ptas./ Kg.)	PESO (Tm.)	VALOR (Miles Ptas.)	PRECIO (Ptas./ Kg.)	PESO (Tm.)	VALOR (Miles Ptas.)	PRECIO (Ptas./ Kg.)
1985	66.526,42	14.890.679	224	5.428,17	1.447.778	267	6.189,18	3.285.374	531
1986	66.734,69	16.163.225	242	6.104,04	1.559.209	255	2.979,50	2.166.649	727
1987	69.908,52	18.514.647	265	5.979,89	1.559.868	261	2.602,50	2.440.397	938
1988	53.663,62	15.608.339	291	5.494,83	1.628.681	296	2.548,78	2.360.247	926
1989	55.921,97	16.202.211	290	4.300,09	1.576.647	367	3.405,81	3.018.001	886
1990	57.851,89	17.973.613	311	4.041,79	1.573.937	389	2.058,33	2.282.279	1.109
1991	54.214,27	16.849.615	311	5.015,64	1.465.153	292	2.355,62	2.644.274	1.123
1992	46.433,29	15.898.418	342	3.209,19	1.365.762	426	1.580,39	2.173.242	1.375
1993	45.601,73	14.296.625	314	3.508,81	1.125.247	321	1.761,23	1.923.268	1.092
1994	48.624,54	14.861.125	306	5.862,57	1.773.917	303	3.094,86	2.829.855	914
1995	41.935,90	11.653.989	278	5.559,24	1.743.917	314	1.910,68	1.838.086	962
1996	50.016,83	15.752.829	315	4.355,97	1.099.698	252	2.275,09	2.555.318	1.123
1997	52.211,77	16.381.331	314	4.474,08	959.568	214	2.517,72	2.399.777	953
1998	60.463,37	16.282.065	269	4.513,32	1.043.700	231	2.171,60	2.174.979	1.002
1999	58.882,87	14.960.319	254	6.630,42	1.702.431	257	2.167,85	2.070.562	955

TABLA 1.3. EVOLUCIÓN DE LA FLOTA OPERATIVA

AÑO	DOTADAS CON MOTOR				NO DOTADAS CON MOTOR				TOTAL			
	BARCOS (Nº)	ARQUEO TRB	POTENCIA CV	TRIP	BARCOS (Nº)	ARQUEO TRB	POTENCIA CV	TRIP	BARCOS (Nº)	ARQUEO TRB	POTENCIA CV	TRIP
1985	1.058	55.254	208.449	8.779	150	190	0	205	1.208	55.444	208.449	8.984
1986	992	47.101	187.689	7.456	154	196	0	211	1.146	47.297	187.689	7.667
1987	958	42.185	181.607	6.627	157	199	0	214	1.115	42.385	181.607	6.841
1988	968	42.639	184.254	6.714	157	194	0	211	1.125	42.833	184.254	6.925
1989	970	42.638	185.145	6.718	155	188	0	206	1.125	42.827	185.145	6.924
1990	969	42.008	183.979	6.639	155	188	0	206	1.124	42.196	183.979	6.845
1991	967	45.686	195.072	6.622	155	188	0	206	1.122	45.874	195.072	6.828
1992	939	40.295	178.799	6.243	154	184	0	205	1.093	40.479	178.799	6.448
1993	917	37.575	169.913	5.913	156	186	0	207	1.073	37.761	169.913	6.120
1994	901	35.781	162.861	5.582	155	185	0	205	1.056	35.966	162.861	5.787
1995	889	34.638	159.135	5.385	153	171	0	199	1.042	34.809	159.135	5.584
1996	875	30.553	146.177	5.168	149	166	0	195	1.024	30.719	146.177	5.363
1997	866	28.369	137.605	4.978	146	159	0	189	1.012	28.528	137.605	5.167
1998	834	26.265	127.648	4.575	140	150	0	179	974	26.415	127.648	4.754
1999	814	24.859	122.394	4.356	137	147	0	174	951	25.006	122.394	4.530

VIEJA	DEN							65	39		
VORAZ-BESUGO	SBR	430.646	208.997	523.500	269.500	557.393	378.465	476.818	440.716	632.045	610.429
ZORROS	THR										
TOTAL PECES		66.526.415	14.890.679	66.734.692	16.163.225	69.908.516	18.514.647	53.663.619	15.608.339	55.921.972	16.202.211
ALMEJA BABOSA	CTS	4.165	648			1.029	191	259	64	210	48
ALMEJA CHOCHA	TPS	83.351	16.544	82.900	22.200	48.527	14.481	50.780	16.002	5.330	2.168
ALMEJA FINA	CTG	10.505	734	7.200	900	1.330	103	2.915	1.078	105	6
ALMEJA JAPONESA	CTH										
ALMEJAS	CLX							7.190	505	7.217	574
ALMEJON-BOLO	CLJ	20.162	2.545			22.160	2.672	26.913	4.049	10.155	845
BERBERECHO	COC					157	95				
BIGARO	PEE	3.675	164			2.450	168	8.245	787	1.225	187
BUSANO	MUE										
CALAMARES	SQC	568.357	328.529	736.700	437.800	865.189	513.483	713.185	511.358	565.570	371.006
CAÑAILLA	MSH	7.132	945	1.660	510	4.615	1.932	5.606	3.221	10.669	4.999
CARACOLAS	GAS							50	2	50	2
CHIRLA	SVE	299.550	47.126	243.400	69.900	72.280	29.048	30.697	13.441	95.421	27.048
CHOCO	CTC	439.946	139.526	326.475	121.974	387.870	164.893	360.483	161.253	309.075	156.764
CHOPOS-CHOPITOS	CTL	1.243.305	371.683	843.800	272.700	651.640	219.285	828.520	287.361	911.687	304.361
CONCHA FINA	CLV	440.877	44.442	768.100	84.200	471.883	58.146	591.765	75.565	286.338	47.421
COQUINAS	DON	8.121	3.956	17.000	9.100	18.608	11.165	16.260	11.141	4.201	4.168
CORRUCO	COZ	340.725	10.222	1.113.200	34.400	1.097.059	37.830	636.515	27.779		
MEJILLON	MSX	59.220	1.351			105	3			35	2
MOLUSCOS MARINOS	MOL	42.280	6.873	309.900	31.000	10.850	2.744	12.071	2.417	97.452	20.251
NAVAJAS	SOI										
OSTION	OYG										
OSTRA	OYF										
PIRULO	CLK										
POTAS	OMZ	35.580	2.971			57.060	7.321	116.055	11.806	56.920	6.149
PULPO	OCC	1.793.194	465.083	1.653.700	474.525	2.146.688	477.218	1.952.032	477.932	1.792.807	600.398
PUNTILLITAS	SQK										
RELOJ	DOQ					36.711	5.234	9.564	732	10.158	1.219
VIEIRA	SCE	945	75			770	69	995	104	1.925	244
VOLADORES	SQM	27.080	4.361			82.910	13.790	124.730	22.084	133.535	28.788
TOTAL MOLUSCOS		5.428.170	1.447.778	6.104.035	1.559.209	5.979.891	1.559.868	5.494.830	1.628.681	4.300.085	1.576.647
BOGAVANTE	LBE	18.462	18.650	11.680	19.014	14.736	16.798	15.052	21.838	12.323	14.471
BUEY	CRE	1.890	183			980	151			140	6
CAMARONES	PAL	137.259	31.165	85.500	25.900	178.334	65.425	126.189	27.744	51.106	13.755
CANGREJOS DE MAR	CRA	5.739	431	25	2	18.909	3.020	21.534	2.495	20.487	3.444
CARABINERO	SSH	231.120	124.181	118.100	80.800	170.430	198.186	127.835	162.309	160.368	169.311
CENTOLLA	SCR	10.916	2.226	775	252	10.709	2.219	9.593	2.546	6.740	2.448
CIGALA	NEP	123.143	100.782	148.150	129.912	142.355	202.392	108.381	165.569	120.816	167.894
CRUSTACEOS MARINOS	CRU	210.100	52.593	216.900	87.800	284.157	76.453	234.933	80.510	311.209	104.552
GALERA	MTS	363.295	60.508	265.100	54.000	355.219	71.388	302.393	68.365	362.007	86.097
GAMBA	DPS	4.378.323	2.339.436	1.649.800	1.254.300	1.165.074	1.390.820	1.364.430	1.415.782	2.131.937	2.069.797
GAMBA ROJA	ARA	1.855	278			735	563			175	20
LANGOSTAS	CRW	609.277	375.711	371.010	300.123	122.832	149.995	58.990	76.584	62.373	66.812
LANGOSTINO	TGS	97.254	179.213	112.376	214.376	136.835	262.709	178.255	336.419	165.814	319.346
NECORAS	SWM	547	18	80	170	980	106	1.190	86	280	36
PERCEBE	PCB					210	171			35	11
TOTAL CRUSTACEOS		6.189.180	3.285.374	2.979.496	2.166.649	2.602.495	2.440.397	2.548.775	2.360.247	3.405.810	3.018.001
TOTAL PROVINCIA CADIZ		78.143.765	19.623.831	75.818.223	19.889.083	78.490.902	22.514.912	61.707.224	19.597.267	63.627.867	20.796.859

VIEJA	DEN										
VORAZ-BESUGO	SBR	481.380	631.972	541.010	716.625	768.951	950.337	1.012.072	1.120.935	1.085.410	1.302.826
ZORROS	THR										
TOTAL PECES		57.851.893	17.973.613	54.214.274	16.849.615	46.433.291	15.898.418	45.601.730	14.296.625	48.624.536	14.861.125
ALMEJA BABOSA	CTS	101.933	29.560	108.867	20.737	32.556	6.550	101.771	11.382	18	4
ALMEJA CHOCHA	TPS	100	50			4.356	2.614	4.644	2.568	30	2
ALMEJA FINA	CTG	95.690	7.946	123.940	7.716	7.969	885	100.923	7.077	551.460	20.262
ALMEJA JAPONESA	CTH										
ALMEJAS	CLX	18.040	1.888								
ALMEJON-BOLO	CLJ			1.230	246					9.674	1.842
BERBERECHO	COC										
BIGARO	PEE	1.120	250	2.535	326	290	45	2.180	137	3.400	259
BUSANO	MUE										
CALAMARES	SQC	530.925	313.457	1.298.647	438.142	343.461	373.683	421.329	216.780	758.727	278.067
CAÑAILLA	MSH	1.817	1.172	567	459	2.497	1.334	399	277	1.195	673
CARACOLAS	GAS	160	10	256	17	611	333	20	2	34	3
CHIRLA	SVE	71.736	32.204	8.663	1.726	12.281	2.458	44.593	8.920	130.003	25.977
CHOCO	CTC	347.846	173.431	287.982	149.260	146.117	72.784	290.491	123.402	256.883	149.332
CHOPOS-CHOPITOS	CTL	724.363	238.166	642.779	187.203	313.599	138.353	424.642	180.531	751.205	230.353
CONCHA FINA	CLV	376.915	59.485	346.118	54.007	175.866	36.906	156.253	35.327	207.334	41.469
COQUINAS	DON	3.613	3.224	19.970	13.093	26.716	14.372	8.002	7.918	8.446	8.361
CORRUCO	COZ										
MEJILLON	MSX			210	14			4.670	247	48.630	2.359
MOLUSCOS MARINOS	MOL	36.820	144.313	13.064	3.412	62.897	14.405	98.466	19.817	74.848	13.261
NAVAJAS	SOI							20	9		
OSTION	OYG	35	8	35	10						
OSTRA	OYF					140	10				
PIRULO	CLK	19.544	10.796								
POTAS	OMZ	14.200	3.047			19.713	6.024				
PULPO	OCC	1.575.959	528.540	2.018.590	557.735	2.016.042	683.751	1.806.997	501.280	2.933.935	972.328
PUNTILLITAS	SQQ			355	320	793	443	527	365	72	65
RELOJ	DOQ	13.080	1.367	24.175	2.358	12.533	1.253	11.252	916	11.281	1.806
VIEIRA	SCE	1.085	149	8.140	748			6.778	405	17.801	3.775
VOLADORES	SQM	106.805	24.875	109.516	27.622	30.753	9.561	24.855	7.888	97.590	23.720
TOTAL PECES		4.041.786	1.573.937	5.015.639	1.465.153	3.209.190	1.365.762	3.508.812	1.125.247	5.862.566	1.773.917
BOGAVANTE	LBE	13.875	16.784	14.718	18.473	2.909	9.290	18.458	19.937	5.496	7.720
BUEY	CRE										
CAMARONES	PAL	40.993	10.113	33.171	7.014	58.463	32.445	32.760	9.818	13.122	5.371
CANGREJOS DE MAR	CRA	18.315	2.023	24.420	2.800	958	111	3.202	413	9.694	7.961
CARABINERO	SSH	124.825	139.945	109.809	123.639	78.290	125.433	169.750	185.906	256.765	270.768
CENTOLLA	SCR	12.877	3.980	12.233	4.127	9.997	5.220	6.100	2.509	5.145	2.059
CIGALA	NEP	131.061	201.102	122.746	206.514	75.662	139.822	177.668	187.910	104.214	148.052
CRUSTACEOS MARINOS	CRU	240.496	138.275	222.270	88.298	204.113	112.976	204.828	119.917	149.493	84.446
GALERA	MTS	299.542	76.859	291.134	74.857	161.230	52.521	141.357	48.133	60.383	40.485
GAMBA	DPS	897.326	1.204.991	1.300.926	1.726.542	916.056	1.449.033	929.100	1.143.057	2.328.857	1.980.123
GAMBA ROJA	ARA										
LANGOSTAS	CRW	29.498	60.984	14.828	26.057	8.592	9.018	11.628	12.568	17.322	17.060
LANGOSTINO	TGS	248.960	427.174	207.512	365.810	64.120	237.372	62.631	192.654	135.561	265.017
NECORAS	SWM	560	49	975	87			3.310	378	8.803	795
PERCEBE	PCB			875	56			440	68		
TOTAL CRUSTACEOS		2.058.328	2.282.279	2.355.617	2.644.274	1.580.390	2.173.242	1.761.232	1.923.268	3.094.855	2.829.855
TOTAL PROVINCIA CADIZ		63.952.007	21.829.830	61.585.530	20.959.043	51.222.871	19.437.422	50.871.774	17.345.140	57.581.957	19.464.898

PUERTO: PROVINCIA DE CADIZ

TABLA 1.4. DATOS POR ESPECIES. AÑOS 1995-1999

ESPECIE	FAO	1995		1996		1997		1998		1999	
		PESO (Kg.)	VALOR (Miles Ptas.)	PESO (Kg.)	VALOR (Miles Ptas.)	PESO (Kg.)	VALOR (Miles Ptas.)	PESO (Kg.)	VALOR (Miles Ptas.)	PESO (Kg.)	VALOR (Miles Ptas.)
ACEDIA	CET	1.124.516	398.755	1.559.502	373.761	1.875.537	497.208	1.377.030	313.682	727.700	258.240
AGUJA	BEN	2.769	1.755	10.407	4.568	10.457	8.658	270.488	224.084	3.301	1.119
ALACHA	SAA									230	25
ALOSAS	TSO	9	3					16	8	23	2
ANCHOVA	BLU	267.183	78.155	620.400	123.144	36.225	13.089	16.403	6.165	30.188	12.094
ANGUILA	ELE	30	1					140	16		
ARAÑAS	WEX	20.398	3.060	3.771	574	9.168	1.349	4.681	784	50.829	6.679
ATUN	BFT	909.729	262.984	679.591	249.520	643.696	369.145	1.289.984	859.611	1.213.049	927.338
BABOSAS	BLE									22	16
BACALADILLA	WHB	264.023	27.093	140.596	14.441	126.710	9.027	63.420	7.248	161.955	17.950
BACORETA	LTA	423	165	1.580	264			3.326	1.283		
BAILA	SPU	6.767	3.713	1.765	780	8.985	4.595	12.652	6.254	7.149	4.054
BESUGO BLANCO	SBA	609.621	128.270	657.314	120.117	677.809	139.446	490.854	101.794	290.529	61.155
BODIONES	WRA	228	56			115	31			175	73
BOGA	BOG	331.693	23.496	337.362	27.142	434.456	35.532	327.437	30.546	1.916.358	241.058
BONITO	BON	69.394	13.797	104.143	34.191	90.616	14.519	77.024	27.597	92.220	35.312
BOQUERON	ANE	4.144.456	912.977	4.721.117	1.535.582	11.226.105	3.661.329	18.073.634	3.924.597	21.879.160	4.375.909
BRECA	PAC	282.079	117.057	241.910	98.562	238.557	124.154	302.266	136.818	292.365	123.090
BROTOLAS	FOX	79.539	27.651	26.015	11.974	33.898	15.643	23.606	13.586	18.076	7.455
BURRO	GBR	42.014	11.650	74.817	20.873	104.502	37.249	116.291	50.260	39.092	16.879
BURRO LISTADO	GRA									350	40
CABALLAS	MAZ	1.359.315	95.260	927.993	80.844	1.090.282	83.901	1.487.472	119.037	1.214.502	108.726
CABRILLA	CBR			3.573	688	10.354	2.352	790	178		
CACHUCHO	DEL	159.205	55.027	84.356	23.466	5.587	620	141	24	1.504	214
CARAMEL-CHUCLAS	PIC					94	56				
CAZON	GAG	32.662	15.787	54.404	25.306	49.547	25.299	53.520	28.800	20.090	11.589
CHERNA	WRF	21.167	6.071	15.093	6.545	23.741	4.999	50.878	8.447	96.426	15.485
CHOPA	BRB	9.120	863	6.447	918	13.582	1.535	12.999	1.561	24.594	3.031
CHUCHOS	SRX	442	41	1.009	107	9	2			1.995	253
CINTA	PRC					82	26				
CONGRIO	COE	143.566	38.518	55.324	12.352	175.709	32.707	92.124	27.647	26.886	11.408
CORVALLO	CBM					1.459	187				
CORVINA	MGR	52.404	24.117	66.719	24.132	141.993	72.109	169.542	93.233	113.620	79.835
DENTONES-HURTA	DEX,REA	57.893	54.200	99.861	68.625	26.246	17.699	40.039	42.633	6.060	8.976
DORADA	DEX,RPQ	89.191	29.199	109.156	70.850	63.175	49.958	42.164	34.405	10.252	9.327
ESCUALOS DIVERSOS	SKH	1.395.904	387.791	1.080.115	327.585	1.013.142	332.944	730.825	268.179	155.240	55.684
ESPETON	BAR										
FALSO ABADEJO	GPX	385	378	1.627	611	8.059	852	1.336	1.306	583	458
FANECA	BIB	53.323	11.776	40.190	5.466	43.937	4.648	6.816	941	10.809	1.519
GALLINETA	BRF	11.319	4.797	94.711	14.400	80.809	26.485	75.640	33.441	45.545	26.352
GARAPELLO	PAR	30.051	11.421	59.062	22.308	6	5	103	41	5.351	2.872
HERRERA	SSB	73.675	35.085	61.690	31.326	53.731	30.016	41.854	24.358	25.728	16.380
HUEVAS											
HURTA	REA	241	335	225	307	43.669	52.981				
JAPUTA	POA	965.987	272.033	1.484.388	698.246	1.392.776	528.556	1.005.159	390.056	441.547	209.157
JURELES	JAX	2.138.599	275.628	1.543.089	172.900	1.479.882	196.155	1.340.016	202.206	1.177.438	193.346
LAMPUGA	DOL									1.231	723
LENGUADOS	SOX	1.091.433	553.593	1.371.424	714.836	923.239	526.373	991.368	381.688	306.020	235.583
LISAS	MUL	45.364	3.090	40.054	2.679	61.428	3.817	60.369	4.178	67.416	4.229
LISTADO	SKJ	3.897	920	11.237	2.820	2.567	724	8.018	2.600	4.978	644
LUBINA	BSS	10.548	6.772	42.889	25.556	34.284	20.694	17.097	19.103	18.945	20.705
MARRAJO-TINTORERA	SMA,BCH	3.041	1.499	2.341.722	684.171	1.515.772	601.744	372.254	229.382	550.126	272.298
MELVA	BLT	820.045	96.066	437.188	45.847	236.777	34.334	418.356	61.567	560.294	68.390
MERLUZA	HKE	12.380.017	4.035.504	15.715.473	5.780.543	14.044.082	4.947.742	11.895.631	3.907.592	11.661.469	3.857.028
MERO	GPD	31.244	29.671	47.211	26.591	66.647	32.079	52.997	36.977	12.221	18.928
MORENA	MUI	5.134	779	9.323	1.323	14.980	1.772	11.410	1.369	2.897	514
PALOMETA	POP	9	2	2.139	701	1.147	416	11.594	5.204	9.614	4.342
PALOMETON	LEE	7.348	1.072	4.630	422	540	231	948	110	1.172	104
PAPARDA	SAU	500	50	30	8						
PARGO-BOCINEGRO	RPQ	241.091	119.773	211.028	95.440	283.049	185.783	283.003	215.255	81.672	82.033
PARGO-SAMA DE PLUMA	DEP	5.216	4.252	10.400	9.413	4.904	4.898	340	438	2	4
PATUDO	BET	420	99								
PECES MARINOS	MZZ	5.073.645	1.220.661	4.899.390	1.029.461	3.179.744	673.985	8.104.442	1.917.048	4.268.721	829.611
PEZ BALLESTA	TRI	16.100	4.019	3.396	666	6.289	2.028	326	98	2.385	876
PEZ DE SAN PEDRO-GALLOS	JOD, LEZ	237.843	122.781	278.343	121.451	165.356	79.809	156.376	76.116	171.798	91.910
PEZ ESPADA	SWO	469.128	296.672	793.603	535.375	622.845	500.545	286.476	221.596	329.649	289.361
PEZ LIMON	AMB	1.746	1.189	3.389	2.089	6.938	4.719	7.661	5.795	933	911
PEZ MARTILLO	SPZ									626	186
PEZ SABLE	SFS	5.917	1.176	890.178	97.037	1.161.008	112.010	1.548.833	161.232	1.856.465	385.925
PINTARROJAS	SCL	6.623	2.645	10.757	4.296	13.577	5.250	10.023	3.431	5.554	1.340
RABIL	YFT	30	2								
RAPES	MNZ	352.253	169.071	384.333	178.748	210.382	105.146	138.104	96.350	145.002	109.104
RASCACIOS	SCS	42.882	10.791	32.910	4.309	39.001	4.294	32.469	4.154	22.585	3.563
RAYAS	RAJ	52.945	13.059	77.215	17.640	68.561	16.075	81.713	23.983	43.432	12.039
RAYAS-MANTAS	BAI	99.420	14.506	98.949	10.829	87.265	10.052	70.465	9.621	38.550	5.400
RODABALLOS	LEF	8.726	3.368	67.430	5.354	14.843	2.863	1.728	1.642	2.940	1.799
RONCADOR	BGR	4.146	886	4.927	1.053	6.904	1.557	8.121	1.818	3.215	859
RUBIOS	GUX	9.216	2.695	27.501	12.363	37.497	9.395	6.863	2.097	1.345	430
SALEMA	SLM	683	42	1.559	230	4.333	451	2.729	366	11.419	1.402
SALMONETES	MUX	221.891	109.218	277.182	92.855	433.768	152.573	318.748	117.846	250.131	200.720
SARDINA	PIL	5.143.394	477.222	5.667.770	622.503	6.710.727	764.111	7.324.375	871.843	7.857.508	873.168
SARGO BREADO	SBZ	720	360	1.040	465	954	487				
SARGOS	SWA	51.229	23.819	165.355	127.079	65.486	41.459	60.865	39.722	34.984	19.985
SERRANO	BAS	650	92	1.300	184					23.671	3.478
TAPACULOS	FLX	535	469	475	386	169	142			3.445	1.411
TEMLADERA	TOE	816	48	278	24	56	9			766	106
TINTORERA	BSH	24	3					1.494	359		
VERRUGATO	COC	1.711	671			4.195	1.429	4.758	1.513	1.364	590
VERRUGATO DE CANARIAS	UCA	2.302	1.537	205	145	2.414	1.496	307	285	16.630	11.244

VIEJA	DEN	3.349	3.865			3.923	3.820			1.589	1.932
VORAZ-BESUGO	SBR	733.318	991.000	1.115.276	1.295.461	940.440	1.131.465	572.442	878.859	407.121	702.721
ZORROS	THR	28	15			968	491			2.041	1.626
TOTAL PECES		41.935.897	11.653.989	50.016.831	15.752.829	52.211.766	16.381.331	60.463.366	16.282.065	58.882.867	14.960.319
ALMEJA BABOSA	CTS	215.001	42.975	9.505	1.344	583	139	140	28	468	635
ALMEJA CHOCHA	TPS	890	445	12.971	3.910	2.009	548	10.492	2.944	19.013	3.291
ALMEJA FINA	CTG	696.110	22.845	241.050	12.262	90.803	10.275	299.202	25.699	291.765	21.897
ALMEJA JAPONESA	CTH					90	35				
ALMEJAS	CLX	117	62			114	126	715	234	4.184	2.435
ALMEJON-BOLO	CLJ	3.170	603			57	30				
BERBERECHO	COC	1.120	243	7.520	226			520	26		
BIGARO	PEE	2.670	144	2.890	228	3.514	388	4.330	218	1.520	225
BUSANO	MUE							61	57	33	15
CALAMARES	SQC	479.864	160.288	433.916	134.867	420.967	164.230	325.902	159.340	198.248	150.606
CAÑAILLA	MSH	1.734	1.060	1.058	856	99	75	286	180	1.723	1.488
CARACOLAS	GAS	236	123	1.370	436			92	48	10	19
CHIRLA	SVE	81.780	19.658	215.081	92.251	207.305	62.885	653.528	192.957	595.060	177.066
CHOCO	CTC	268.045	178.306	228.487	158.661	300.852	169.570	388.972	191.648	387.219	208.597
CHOPOS-CHOPITOS	CTL	919.426	258.215	814.204	180.277	775.396	203.877	714.800	197.676	444.170	136.436
CONCHA FINA	CLV	42.529	10.380	35.287	6.705	90.258	17.909	83.024	11.588	74.454	15.134
COQUINAS	DON	4.375	4.706	535	589	956	1.057	1.161	1.025	2.796	4.682
CORRUCO	COZ	225.919	14.750	999.734	61.675	1.422.889	86.986	195.311	11.914	1.465.848	99.811
MEJILLON	MSX	115.580	4.719	82.750	3.360	46.870	2.925	8.084	1.026	1.250	68
MOLUSCOS MARINOS	MOL	184.183	49.142	153.853	19.374	159.097	14.546	861.523	60.694	141.742	16.518
NAVAJAS	SOI			804	105		33			62	44
OSTION	OYG						15			280	26
OSTRA	OYF							30	2		
PIRULO	CLK										
POTAS	OMZ	175	23	77.936	8.056	289.274	45.063	244.548	46.178	286.021	53.963
PULPO	OCC	2.253.250	962.005	955.968	399.203	398.799	133.503	299.273	80.274	2.220.167	741.244
PUNTILLITAS	SQQ	18	14	55	68			73	129		
RELOJ	DOJ	4.370	496	1.887	456					1.347	935
VIEIRA	SCE	15.630	1.782	2.380	296	430	59	1.641	400		
VOLADORES	SQM	43.045	10.935	76.732	14.494	263.685	45.328	419.610	59.417	493.044	67.296
TOTAL MOLUSCOS		5.559.237	1.743.917	4.355.973	1.099.698	4.474.080	959.568	4.513.318	1.043.700	6.630.424	1.702.431
BOGAVANTE	LBE	5.337	6.913	3.879	7.881	3.763	5.907	3.631	4.673	1.851	4.758
BUEY	CRE	100	9	240	20	5.543	509	4.640	985	75	37
CAMARONES	PAL	24.770	4.003	4.416	1.024	9.864	2.961	9.053	4.571	4.433	2.581
CANGREJOS DE MAR	CRA	7.691	4.925	31.608	13.642	29.772	6.986	8.659	1.409	5.407	3.245
CARABINERO	SSH	91.240	118.304	178.237	203.660	160.954	217.175	109.881	242.455	84.808	212.614
CENTOLLA	SCR	7.410	2.112	23.499	12.853	13.061	5.942	7.984	2.253	4.685	1.576
CIGALA	NEP	73.941	97.767	99.115	142.931	109.777	142.476	99.211	203.754	81.688	146.205
CRUSTACEOS MARINOS	CRU	153.978	70.965	38.152	7.093	124.348	25.591	174.451	30.145	68.195	12.208
GALERA	MTS	52.391	23.449	34.700	20.619	41.461	32.854	29.619	26.589	997	544
GAMBA	DPS	1.240.799	1.116.408	1.602.308	1.715.093	1.698.922	1.376.444	1.402.726	1.091.256	1.740.273	1.220.310
GAMBA ROJA	ARA							220	90		
LANGOSTAS	CRW	11.186	11.055	10.555	8.356	4.479	5.693	3.491	4.779	6.695	10.833
LANGOSTINO	TGS	228.684	381.165	242.311	421.628	297.800	575.735	298.136	560.771	151.217	454.737
NECORAS	SWM	13.156	1.011	6.072	517	17.977	1.504	19.901	1.248	17.523	914
PERCEBE	PCB										
TOTAL CRUSTACEOS		1.910.683	1.838.086	2.275.092	2.555.318	2.517.721	2.399.777	2.171.603	2.174.979	2.167.847	2.070.562
TOTAL PROVINCIA CADIZ		49.405.817	15.235.991	56.647.896	19.407.845	59.203.567	19.740.675	67.148.287	19.500.745	67.681.138	18.733.313

TABLA 1.5. PRINCIPALES ESPECIES SEGÚN PESO (MEDIAS QUINQUENALES PARA PESO Y VALOR)

ESPECIE	FAO	85-89			90-94			95-99		
		PESO MEDIO		VALOR MEDIO	PESO MEDIO		VALOR MEDIO	PESO MEDIO		VALOR MEDIO
		(Kg.)	(% s/ total)	(Miles Ptas.)	(Kg.)	(% s/ total)	(Miles Ptas.)	(Kg.)	(% s/ total)	(Miles Ptas.)
BOQUERON	ANE	7.062.443	9,87%	2.302.271	4.783.122	8,39%	1.624.287	12.008.894	20,01%	2.882.079
CABALLAS	MAZ	3.198.547	4,47%	224.035	1.215.089	2,13%	130.641	1.215.913	2,03%	97.554
ESCUALOS DIVERSOS	SKH	2.289.219	3,20%	785.780	1.822.199	3,19%	739.646	875.045	1,46%	274.437
GAMBA	DPS	2.137.913	2,99%	1.694.027	1.274.453	2,23%	1.500.749	1.537.006	2,56%	1.303.902
JAPUTA	POA	2.486.385	3,47%	444.095	1.587.508	2,78%	389.509	1.057.971	1,76%	419.610
JURELES	JAX	2.214.371	3,09%	236.982	1.775.756	3,11%	289.818	1.535.805	2,56%	208.047
MERLUZA	HKE	18.238.417	25,49%	5.364.153	17.887.762	31,36%	5.544.960	13.139.334	21,89%	4.505.682
PECES MARINOS	MZZ	3.538.535	4,95%	561.718	3.204.857	5,62%	835.999	5.105.188	8,51%	1.134.153
PULPO	OCC	1.867.684	2,61%	499.031	2.070.305	3,63%	648.727	1.225.491	2,04%	463.246
SARDINA	PIL	5.245.683	7,33%	327.304	5.178.764	9,08%	404.623	6.540.755	10,90%	721.769
TOTAL GENERAL		71.557.596	100,00%	20.484.390	57.042.828	100,00%	19.807.267	60.017.341	100,00%	18.523.714

TABLA 1.6. PRINCIPALES ESPECIES SEGÚN VALOR (MEDIAS QUINQUENALES PARA PESO Y VALOR)

ESPECIE	FAO	85-89			90-94			95-99		
		PESO MEDIO	VALOR MEDIO		PESO MEDIO	VALOR MEDIO		PESO MEDIO	VALOR MEDIO	
			(Kg.)	(Miles Ptas.)		(% s/ total)	(Kg.)		(Miles Ptas.)	(% s/ total)
ACEDIA	CET	1.786.819	663.966	3,24%	1.683.871	661.038	3,34%	1.332.857	368.329	1,99%
ATUN	BFT	1.640.284	432.448	2,11%	2.037.117	783.913	3,96%	947.210	533.720	2,88%
BOQUERON	ANE	7.062.443	2.302.271	11,24%	4.783.122	1.624.287	8,20%	12.008.894	2.882.079	15,56%
ESCUALOS DIVERSOS	SKH	2.289.219	785.780	3,84%	1.822.199	739.646	3,73%	875.045	274.437	1,48%
GAMBA	DPS	2.137.913	1.694.027	8,27%	1.274.453	1.500.749	7,58%	1.537.006	1.303.902	7,04%
LENGUADOS	SOX	1.722.188	935.930	4,57%	977.982	566.304	2,86%	936.697	482.415	2,60%
MERLUZA	HKE	18.238.417	5.364.153	26,19%	17.887.762	5.544.960	27,99%	13.139.334	4.505.682	24,32%
PECES MARINOS	MZZ	3.538.535	561.718	2,74%	3.204.857	835.999	4,22%	5.105.188	1.134.153	6,12%
PEZ ESPADA	SWO	2.041.736	1.106.717	5,40%	974.453	688.313	3,48%	500.340	368.710	1,99%
VORAZ-BESUGO	SBR	524.080	381.621	1,86%	777.765	944.539	4,77%	753.719	999.901	5,40%
TOTAL GENERAL		71.557.596	20.484.390	100,00%	57.042.828	19.807.267	100,00%	60.017.341	18.523.714	100,00%

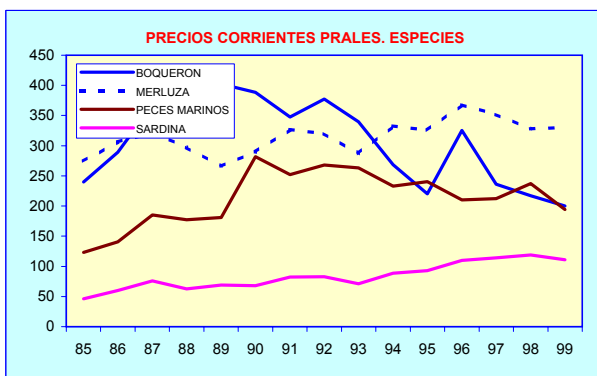
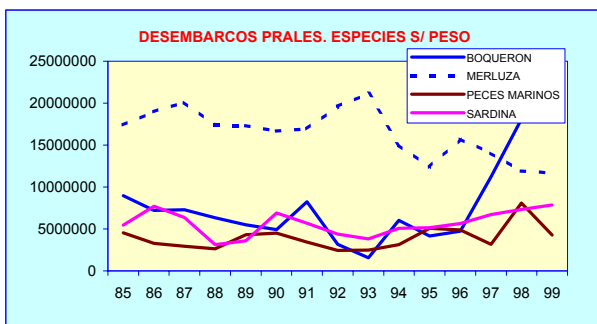


TABLA 1.7. ESTRUCTURA DE LA FLOTA POR MODALIDADES (1989, 1999 Y VARIACIÓN)

VARIABLES	ARRASTRE			CERCO			OTRAS MODALIDADES			TODAS LAS MODALIDADES		
	1989	1999	VARIAC. (%)	1989	1999	VARIAC. (%)	1989	1999	VARIAC. (%)	1989	1999	VARIAC. (%)
Nº DE BARCOS	236	136	-42,37	143	91	-57,14	746	724	-2,95	1.125	951	-15,47
ARQUEO (TRB)	26.924	11.654	-56,71	11.247	9.040	-24,41	4.656	4.311	-7,41	42.826	25.006	-41,61
POTENCIA (CV)	99.300	53.207	-46,42	53.227	37.747	-41,01	32.618	31.440	-3,61	185.145	122.394	-33,89
TRIP. (Nº)	2.388	1.149	-51,88	1.800	1.071	-68,07	2.010	2.004	-0,30	6.198	4.224	-31,85

TABLA 1.9. INDICE DE PRECIOS PERCIBIDOS (IPP), SEGÚN MODALIDAD Y TOTAL

AÑO	INDICE DE PRECIOS PERCIBIDOS				PRECIOS CONSTANTES (BASE 1992)			
	PECES	MOLUSCOS	CRUSTACEOS	TOTAL	PECES	MOLUSCOS	CRUSTACEOS	TOTAL
1985	67,34	68,15	38,20	64,11	230,56	290,05	525,31	243,26
1986	76,24	73,47	50,01	73,09	261,04	312,65	687,73	277,34
1987	81,02	65,71	70,86	78,81	277,42	279,67	974,49	299,07
1988	84,09	72,97	65,51	81,22	287,92	310,56	900,90	308,21
1989	79,99	86,12	61,65	78,35	273,88	366,51	847,71	297,29
1990	90,35	101,63	80,14	89,98	309,36	432,52	1102,04	341,46
1991	93,11	67,69	78,29	89,67	318,81	288,08	1076,55	340,27
1992	100,00	100,00	100,00	100,00	342,39	425,58	1375,13	379,47
1993	89,23	75,81	78,16	87,04	305,50	322,61	1074,79	330,30
1994	91,47	78,57	62,53	87,31	313,20	334,39	859,88	331,31
1995	88,19	93,65	60,93	85,49	301,94	398,55	837,80	324,40
1996	94,88	89,47	67,02	91,36	324,87	380,77	921,66	346,68
1997	113,17	78,45	58,79	104,61	387,48	333,87	808,38	396,97
1998	116,50	69,12	63,93	107,27	398,87	294,14	879,15	407,04
1999	127,21	89,93	62,15	117,27	435,55	382,74	854,64	445,00

