

PUERTO DE GRANADA DE GRANADA

TABLA 1.1. RESUMEN TOTAL ANUAL

AÑO	PESO (Tm.)	VALOR (Miles Ptas.)	PRECIO MEDIO (Ptas.)
1985	5.943,05	1.401.447	236
1986	5.164,24	989.699	192
1987	4.436,58	1.230.139	277
1988	4.023,41	1.230.257	306
1989	2.673,48	775.148	290
1990	2.676,03	870.836	325
1991	2.247,68	888.523	395
1992	3.731,14	991.458	266
1993	2.863,19	967.810	338
1994	5.296,88	739.610	140
1995	4.196,79	1.028.280	245
1996	2.714,02	936.703	345
1997	2.896,27	1.053.941	364
1998	1.747,76	916.375	524
1999	2.505,85	1.135.939	453

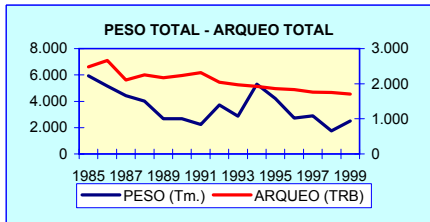
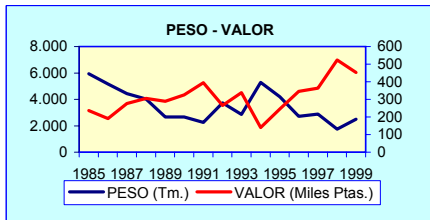


TABLA 1.2. RESUMEN POR CATEGORÍAS (PECES, MOLUSCOS, CRUSTACEOS)

AÑO	PECES			MOLUSCOS			CRUSTACEOS		
	PESO (Tm.)	VALOR (Miles Ptas.)	PRECIO (Ptas./ Kg.)	PESO (Tm.)	VALOR (Miles Ptas.)	PRECIO (Ptas./ Kg.)	PESO (Tm.)	VALOR (Miles Ptas.)	PRECIO (Ptas./ Kg.)
1985	5.277,02	1.049.915	199	547,25	178.135	326	118,78	173.396	1.460
1986	4.730,04	728.839	154	311,20	106.460	342	123,00	154.400	1.255
1987	3.863,82	873.377	226	430,84	139.028	323	141,92	217.733	1.534
1988	3.315,50	819.653	247	557,06	211.566	380	150,86	199.038	1.319
1989	2.172,82	460.797	212	375,35	135.617	361	125,31	178.734	1.426
1990	2.297,61	611.237	266	274,20	102.546	374	104,22	157.053	1.507
1991	1.850,93	607.497	328	263,32	99.880	379	133,43	181.146	1.358
1992	3.091,63	625.968	202	428,85	125.144	292	210,66	240.346	1.141
1993	2.432,68	679.873	279	289,49	94.631	327	141,02	193.306	1.371
1994	4.935,36	549.480	111	248,20	76.245	307	113,33	113.886	1.005
1995	3.724,67	769.169	207	228,19	97.743	428	243,93	161.368	662
1996	2.230,01	621.991	279	335,40	244.257	728	148,61	70.455	474
1997	2.385,34	678.976	285	260,60	214.766	824	250,33	160.198	640
1998	1.391,05	547.422	394	115,76	44.501	384	240,94	324.452	1.347
1999	1.864,66	534.939	287	212,02	98.517	465	429,17	502.483	1.171

TABLA 1.3. EVOLUCIÓN DE LA FLOTA OPERATIVA

AÑO	DOTADAS CON MOTOR				NO DOTADAS CON MOTOR				TOTAL			
	BARCOS (Nº)	ARQUEO TRB	POTENCIA CV	TRIP	BARCOS (Nº)	ARQUEO TRB	POTENCIA CV	TRIP	BARCOS (Nº)	ARQUEO TRB	POTENCIA CV	TRIP
1985	96	2.479	13.023	802					96	2.479	13.023	802
1986	101	2.661	14.257	825					101	2.661	14.257	825
1987	83	2.107	11.111	572					83	2.107	11.111	572
1988	87	2.250	11.904	603					87	2.250	11.904	603
1989	86	2.174	11.536	572					86	2.174	11.536	572
1990	87	2.230	11.795	573					87	2.230	11.795	573
1991	91	2.318	12.308	592					91	2.318	12.308	592
1992	85	2.044	11.272	520					85	2.044	11.272	520
1993	86	1.970	10.984	509					86	1.970	10.984	509
1994	83	1.927	10.576	491					83	1.927	10.576	491
1995	82	1.861	10.401	472					82	1.861	10.401	472
1996	80	1.829	10.016	454					80	1.829	10.016	454
1997	78	1.760	9.617	437					78	1.760	9.617	437
1998	79	1.755	9.661	439					79	1.755	9.661	439
1999	78	1.706	9.225	421					78	1.706	9.225	421

PUERTO: PROVINCIA DE GRANADA

TABLA 1.4. DATOS POR ESPECIES. AÑOS 1985-1989

ESPECIE	FAO	1985		1986		1987		1988		1989	
		PESO (Kg.)	VALOR (Miles Ptas.)	PESO (Kg.)	VALOR (Miles Ptas.)	PESO (Kg.)	VALOR (Miles Ptas.)	PESO (Kg.)	VALOR (Miles Ptas.)	PESO (Kg.)	VALOR (Miles Ptas.)
ACEDIA	CET	23.600	13.990	8.700	3.150	15.100	4.610	8.500	2.330		
AGUJA	BEN					775	76	219.438	21.602	438.100	43.128
ALACHA	SAA										
ANCHOVA	BLU	28.340	13.178								
ARAÑAS	WEX	30.100	11.860	27.000	7.600	29.085	6.600	32.678	11.040	29.760	11.158
ATUN	BFT	2.170	764	2.700	1.000	6.303	1.582	3.782	1.123	1.600	800
BACALADILLA	WHB	157.510	35.769	260.400	34.900	494.221	70.487	266.851	41.079	82.150	17.702
BAILA	SPU										
BESUGO BLANCO	SBA	82.610	44.921	60.900	36.800	71.147	28.085	83.919	41.972	51.190	30.449
BOGA	BOG	883.663	31.969	1.171.300	38.500	698.766	19.778	613.677	21.589	549.940	25.124
BONITO	BON	29.500	11.300	6.700	1.300	63.550	13.621	31.915	7.041		
BOQUERON	ANE	112.400	37.995	28.700	7.900	94.331	36.391	65.661	30.401	2.650	1.802
BRECA	PAC	34.640	20.420	7.800	4.310	15.800	8.250	7.800	5.350		
BROTOLAS	FOX	46.715	32.061	24.800	11.860	28.908	15.926	22.664	16.544	16.840	11.028
CABALLAS	MAZ	335.900	11.617	90.200	10.300	393.213	28.393	217.457	16.639	34.300	4.264
CABRILLA	CBR										
CACHUCHO	DEL	3.000	1.500								
CAZON	GAG			4.040	1.819	3.115	1.076	3.396	1.243		
CHERNA	WRF	11.000	9.900	4.200	2.820	13.100	6.980	10.500	10.400		
CHUCHOS	SRX	29.500	9.350	20.300	5.820	24.400	6.380	14.800	4.895		
CINTA	PRC										
CONGRIO	COE	31.000	12.700	24.000	8.750	20.686	7.919	14.118	7.217		
CORVINA	MGR	1.000	1.000	4.600	3.230	7.300	5.680	9.200	4.340		
DENTONES-HURTA	DEX	14.000	11.950	4.200	2.750	7.500	5.350	9.100	7.340		
DORADA	SBG	50.620	25.698	7.700	5.840	7.300	6.480	14.550	10.870		
ESCUALOS DIVERSOS	SKH	70.360	21.360	49.000	16.100	7.400	1.480	10.800	2.340		
ESPETON	BAR										
FALSO ABADEJO	GPX										
FANECA	BIB	25.500	16.550	13.400	5.520	11.500	4.350	7.000	3.965		
GALLINETA	BRF										
GOBIDOS	GPA										
HERRERA	SSB	40.500	22.650	21.500	10.100	31.100	15.800	25.380	16.375		
JAPUTA	POA	31.390	6.765			22	2	3.396	766	6.770	1.531
JURELES	JAX	198.941	27.875	46.600	11.500	115.084	38.574	83.208	32.676	24.890	12.429
LAMPUGA	DOL										
LENGUADOS	SOX	18.100	18.100	8.000	6.840	12.900	9.740	7.400	8.750		
LISAS	MUL	57.000	10.900	28.500	6.850	64.900	13.030	40.350	8.575		
LISTADO	SKJ							3	7		
LUBINA	BSS	22.800	29.150	8.300	7.440	6.900	6.900	1.600	1.600		
MARRAJO-TINTORERA	SMA,BSH	12.140	6.832	48.900	16.800	74.493	26.252	60.857	22.875	56.470	23.023
MELVA	BLT	112.870	14.639	190.000	28.500	51.245	10.729	47.523	7.817	43.800	4.906
MERLUZA	HKE	70.918	59.733	62.200	52.300	46.391	36.713	43.389	42.000	24.290	27.337
MERO	GPD	9.100	9.080	7.300	7.000	5.351	4.837	2.376	2.598		
OBLADA	SBS										
PALOMETA	POP										
PARGO-BOCINEGRO	RPG	16.000	11.930	14.400	6.100	10.470	6.832	12.870	7.613	3.020	2.866
PECES LOBO	GRV										
PECES MARINOS	MZZ	126.307	53.674	258.900	42.170	548.982	167.175	389.437	113.844	99.520	31.479
PEJERREY	SIL										
PEZ BALLESTA	TRI										
PEZ DE SAN PEDRO	JOD	21.380	14.377	17.300	6.380	15.190	5.274	4.345	1.692		
PEZ ESPADA	SWO	44.380	36.976	86.900	73.100	48.529	45.443	47.204	44.721	44.670	42.890
PEZ LIMON	AMB										
PEZ RATA	URA										
PEZ SABLE	SFS										
PINTARROJAS	SCL	44.080	16.039	37.900	9.790	41.483	11.659	34.476	10.483	20.450	8.138
QUELVACHO	GUP										
RAPES	MNZ	79.620	45.905	32.400	41.800	74.858	45.453	72.867	48.955	50.150	40.546
RASCACIOS	SCS	48.010	29.334	29.100	12.570	57.696	24.738	41.952	22.801	17.220	9.375
RAYAS	RAJ	47.940	14.630	36.900	10.350	36.890	10.874	33.180	12.130	12.500	4.342
RAYAS-MANTAS	BAI			1.100	300						
RODABALLOS	LEF	9.500	8.600	8.100	6.060	9.000	6.900	2.000	1.600		
RUBIOS	GUX	14.600	11.080	16.400	5.150	11.635	4.786	8.429	2.627	12.470	3.918
SALEMA	SLM	40.000	9.300	35.500	6.100	29.400	5.880	19.700	5.560		
SALMONETES	MUX	54.819	54.520	30.500	26.040	35.593	28.025	51.097	45.685	20.270	20.521
SARDINA	PIL	2.077.295	126.465	1.845.900	113.100	472.464	51.818	577.429	77.035	529.795	82.044
SARGOS	SWA	25.800	15.750	13.400	6.090	16.800	7.670	10.900	4.360		
SERRANOS	BAS	15.900	6.460	4.300	2.320	15.000	4.350	17.100	5.030		
TEMLADERA	TOE	34.500	13.300	19.100	3.820	15.000	3.400	7.700	1.640		
VORAZ-BESUGO	SBR										
ZORROS	THR					2.944	1.029	1.472	514		
CARAMEL-CHUCLAS	PIC							50	5		
TOTAL PECES		5.277.018	1.049.915	4.730.040	728.839	3.863.820	873.377	3.315.496	819.653	2.172.815	460.797
ALMEJA BABOSA	CTS										
ALMEJA CHOCHA	TPS										
ALMEJA FINA	CTG			15.500	7.000	25.375	9.857	19.878	9.931		
ALMEJON-BOLO	CLJ					4.750	1.010	7.650	3.053		
BERBERECHO	COC										
BUSANO	MUE	18.500	12.050	12.400	8.740	16.200	8.780	11.600	5.355		
CALAMARES	SQC	35.960	31.604	14.500	9.200	19.750	14.610	37.565	38.662	3.590	2.968
CAÑAILLA	MSH	25.500	8.500	22.000	6.150	20.500	4.300	14.100	3.150		
CARACOLAS	GAS										
CHIRLA	SVE							20	48		
CHOCO	CTC	27.300	13.650	15.100	6.900	17.300	7.950				
CHOPOS-CHOPITOS	CTL	83.345	30.813	27.400	12.350	46.577	19.944	67.979	37.173	36.700	24.283
CONCHA FINA	CLV			12.500	3.500	28.857	6.349	29.146	7.951		
CORRUCO	COZ					4.900	590	11.700	4.440		
MEJILLON	MSX	14.100	2.820	17.800	4.850	20.050	4.130	22.900	5.580		
MOLUSCOS MARINOS	MOL	40.010	14.840	26.000	7.300	35.100	12.540	50.500	15.150		

POTAS	OMZ	14.300	4.940	10.900	3.220	10.347	2.583	21.077	6.070	1.040	416
PULPO	OCC	288.230	58.919	135.100	36.650	181.134	46.385	262.941	75.003	334.020	107.950
PUNTILLITAS	SQQ										
VIEIRA	SCE										
VOLADORES	SQM			2.000	600						
TOTAL MOLUSCOS		547.245	178.135	311.200	106.460	430.840	139.028	557.056	211.566	375.350	135.617
BOGAVANTE	LBE										
CAMARONES	PAL	61.848	97.899	67.300	90.600	88.850	99.586	90.217	98.372	72.691	107.620
CANGREJOS DE MAR	CRA	9.140	1.766	22.900	3.600	25.132	2.885	33.163	4.044	29.780	4.341
CIGALA	NEP	23.480	59.859	19.800	48.300	24.856	108.917	23.261	87.656	18.172	56.631
CRUSTACEOS MARINC	CRU	20.455	5.700	7.700	1.900						
GAMBA	DPS										
GAMBA ROJA	ARA										
LANGOSTAS	CRW	3.860	8.172	5.300	10.000	3.084	6.345	4.215	8.966	4.670	10.142
PERCEBE	PCB										
SASTRE	LOQ										
TOTAL CRUSTACEOS		118.783	173.396	123.000	154.400	141.922	217.733	150.856	199.038	125.313	178.734
TOTAL GRANADA		5.943.046	1.401.447	5.164.240	989.699	4.436.582	1.230.139	4.023.408	1.230.257	2.673.478	775.148

POTAS	OMZ	2.940	969	6.100	2.070	2.400	780	7.700	2.925	13.594	5.771
PULPO	OCC	235.100	74.794	216.800	69.146	403.700	107.839	254.200	73.989	185.196	54.653
PUNTILLITAS	SQQ										
VIEIRA	SCE									4.572	811
VOLADORES	SQM										
TOTAL MOLUSCOS		274.200	102.546	263.320	99.880	428.850	125.144	289.490	94.631	248.196	76.245
BOGAVANTE	LBE										
CAMARONES	PAL	53.790	90.291	89.920	120.212	152.180	159.466	90.070	126.379	69.178	66.868
CANGREJOS DE MAR	CRA	34.000	5.896	29.600	5.294	39.700	8.570	33.750	9.142	33.042	5.242
CIGALA	NEP	14.500	56.450	13.790	55.424	15.580	63.940	13.400	54.070	10.115	39.569
CRUSTACEOS MARINO	CRU							2.700	675		
GAMBA	DPS										
GAMBA ROJA	ARA										
LANGOSTAS	CRW	1.930	4.416	120	216	3.200	8.370	1.100	3.040	990	2.206
PERCEBE	PCB										
SASTRE	LOQ										
TOTAL CRUSTACEOS		104.220	157.053	133.430	181.146	210.660	240.346	141.020	193.306	113.325	113.886
TOTAL GRANADA		2.676.026	870.836	2.247.680	888.523	3.731.135	991.458	2.863.187	967.810	5.296.879	739.610

PUERTO: PROVINCIA DE GRANADA

TABLA 1.4. DATOS POR ESPECIES. AÑOS 1995-1999

ESPECIE	FAO	1995		1996		1997		1998		1999	
		PESO (Kg.)	VALOR (Miles Ptas.)	PESO (Kg.)	VALOR (Miles Ptas.)	PESO (Kg.)	VALOR (Miles Ptas.)	PESO (Kg.)	VALOR (Miles Ptas.)	PESO (Kg.)	VALOR (Miles Ptas.)
ACEDIA	CET										
AGUJA	BEN			13.615	6.603	610.830	34.749	289.351	52.008	134.484	5.054
ALACHA	SAA							87.661	4.753		
ANCHOVA	BLU										
ARAÑAS	WEX	15.580	5.780	19.526	7.144	11.248	5.039	8.438	2.367	6.426	1.909
ATUN	BFT	1.860	1.093					1.753	1.196	1.085	261
BACALADILLA	WHB	56.000	18.262	75.576	24.975	352.312	97.652	45.041	32.003	217.084	34.668
BAILA	SPU							270	173		
BESUGO BLANCO	SBA	44.470	26.609	50.139	27.795	48.202	26.245	34.270	7.005	62.342	14.325
BOGA	BOG	95.488	4.732	132.191	5.917	98.240	12.511	68.396	3.839	83.496	3.798
BONITO	BON							1.695	631	476	200
BOQUERON	ANE	12.700	10.023	14.019	8.227	775	704	16.374	11.208	17.178	11.772
BRECA	PAC	6.660	5.598	5.253	4.251	5.049	3.376	792	735	5.432	4.844
BROTOLAS	FOX	42.290	23.791	35.143	16.976	59.647	30.134	40.573	21.815	82.362	49.292
CABALLAS	MAZ	1.109.640	27.791	759.608	26.270	303.443	52.074	136.793	9.863	26.796	4.113
CABRILLA	CBR									1.498	239
CACHUCHO	DEL										
CAZON	GAG	7.685	5.884	5.770	3.612	8.868	6.009	848	2.315	3.596	1.694
CHERNA	WRF							362	372	532	735
CHUCHOS	SRX										
CINTA	PRC							1.246	59	8.666	657
CONGRIO	COE	2.274	243			14.350	2.036	4.105	580	4.480	581
CORVINA	MGR									336	71
DENTONES-HURTA	DEX							90	8		
DORADA	SBG							29	27	33	55
ESCUALOS DIVERSOS	SKH	34.430	11.833					24.297	7.839	29.078	7.845
ESPETON	BAR							882	194	854	118
FALSO ABADEJO	GPX							1	3	23	48
FANECA	BIB										
GALLINETA	BRF							14.931	5.582	12.138	5.109
GOBIDOS	GPA			1.860	707			4.581	1.063	10.178	2.340
HERRERA	SSB	10.805	8.400	4.408	2.673	1.190	682	3.091	1.802	5.292	3.418
JAPUTA	POA	12.465	6.349	6.539	3.164	5.700	2.799	388	308	224	105
JURELES	JAX	1.531.460	255.218	409.574	114.534	62.498	23.930	125.654	39.141	200.438	57.061
LAMPUGA	DOL							14	49		
LENGUADOS	SOX							135	185	1.008	1.508
LISAS	MUL							12.406	2.125	9.324	1.026
LISTADO	SKJ										
LUBINA	BSS							69	66	1.051	806
MARRAJO-TINTORERA	SMA.BSH	3.710	1.483	53.478	17.573	27.848	10.323	1.220	6.395	13.849	3.840
MELVA	BLT	10.670	3.266	3.890	1.206			8.100	1.115	210	60
MERLUZA	HKE	55.830	64.930	36.521	40.468	40.650	41.084	67.244	75.171	87.301	103.708
MERO	GPD	7.211	9.561	3.289	4.106	3.292	3.742	829	1.370	747	1.961
OBLADA	SBS							4.590	481	1.120	139
PALOMETA	POP							525	70	294	51
PARGO-BOCINEGRO	RPG	25.702	28.232	8.171	9.124	11.891	11.940	7.718	11.200	9.651	19.331
PECES LOBO	GRV									56	7
PECES MARINOS	MZZ	312.176	111.342	273.748	150.018	374.156	136.689	287.576	195.192	55.090	21.400
PEJERREY	SIL							975	87		
PEZ BALLESTA	TRI									224	200
PEZ DE SAN PEDRO	JOD										
PEZ ESPADA	SWO	24.740	29.376	19.350	19.367	44.685	40.545			14.089	7.196
PEZ LIMON	AMB							447	290	426.524	16.631
PEZ RATA	URA									154	31
PEZ SABLE	SFS	3.650	239			8.020	747	1.590	71	1.764	72
PINTARROJAS	SCL	11.315	3.281	6.759	2.214	6.807	2.510	180	47	14	3
QUELVACHO	GUP									6.796	1.344
RAPES	MNZ	36.795	33.097	45.333	38.185	62.753	48.928	12.262	14.700	45.136	50.348
RASCACIOS	SCS	30.080	17.522	25.629	13.682	42.628	22.383	885	912	8.008	8.218
RAYAS	RAJ	4.460	1.573	4.227	1.669	7.603	3.188	1.365	321	7.672	2.141
RAYAS-MANTAS	BAI									28	3
RODABALLOS	LEF									239	375
RUBIOS	GUX							1.635	638	1.218	539
SALEMA	SLM							1.560	97		
SALMONETES	MUX	12.440	14.196	13.159	15.776	14.303	13.419	16.262	18.162	46.326	53.605
SARDINA	PIL	202.080	39.463	203.230	55.756	158.348	45.537	43.921	5.719	200.326	20.727
SARGOS	SWA							615	339	42	37
SERRANOS	BAS							285	51		
TEMBLADERA	TOE									336	44
VORAZ-BESUGO	SBR							6.507	5.637	11.536	9.277
ZORROS	THR										
CARAMEL-CHUCLAS	PIC							225	44		
TOTAL PECES		3.724.666	769.169	2.230.005	621.991	2.385.336	678.976	1.391.052	547.422	1.864.660	534.939
ALMEJA BABOSA	CTS										
ALMEJA CHOCHA	TPS	7.735	2.972	17.581	6.291	10.943	4.191				
ALMEJA FINA	CTG										
ALMEJON-BOLO	CLJ									20	8
BERBERECHO	COC									10	3
BUSANO	MUE									910	933
CALAMARES	SQC	2.170	2.686	16.886	22.062	19.797	25.421	1.815	1.411	9.758	11.569
CAÑAILLA	MSH	1.360	855					147	112		
CARACOLAS	GAS	6.149	573					2.898	502	4.214	481
CHIRLA	SVE										
CHOCO	CTC										
CHOPOS-CHOPITOS	CTL	49.990	32.305	31.032	21.542	13.977	10.081	12.088	6.795	45.318	28.901
CONCHA FINA	CLV	3.870	1.850	11.170	4.907	10.448	4.930				
CORRUCO	COZ										
MEJILLON	MSX										
MOLUSCOS MARINOS	MOL			83.886	119.973	70.170	99.103				

POTAS	OMZ	6.251	2.614	14.176	6.749	15.434	7.393	15.637	5.405	40.950	12.984
PULPO	OCC	146.639	48.352	160.673	62.733	119.833	63.647	83.179	30.276	110.320	43.064
PUNTILLITAS	SQQ	4.025	5.536							518	574
VIEIRA	SCE										
VOLADORES	SQM										
TOTAL MOLUSCOS		228.189	97.743	335.404	244.257	260.602	214.766	115.764	44.501	212.018	98.517
BOGAVANTE	LBE									5	16
CAMARONES	PAL	144.104	93.654	99.557	46.710	117.911	69.228	194.549	224.579	348.936	377.554
CANGREJOS DE MAR	CRA	74.451	8.033	34.116	3.011	44.441	6.633	10.100	1.985	34.132	4.422
CIGALA	NEP	21.040	53.164	12.649	18.135	17.022	25.222	28.028	82.729	35.336	107.043
CRUSTACEOS MARINO	CRU					68.320	55.479			3.024	607
GAMBA	DPS							49	11	56	53
GAMBA ROJA	ARA							96	5		
LANGOSTAS	CRW	4.338	6.517	2.288	2.599	2.638	3.637	6.793	14.590	6.768	12.419
PERCEBE	PCB									14	4
SASTRE	LOQ							1.326	552	896	366
TOTAL CRUSTACEOS		243.933	161.368	148.610	70.455	250.332	160.198	240.941	324.452	429.167	502.483
TOTAL GRANADA		4.196.788	1.028.280	2.714.019	936.703	2.896.270	1.053.941	1.747.757	916.375	2.505.845	1.135.939

TABLA 1.5. PRINCIPALES ESPECIES SEGÚN PESO (MEDIAS QUINQUENALES PARA PESO Y VALOR)

ESPECIE	FAO	85-89			90-94			95-99		
		PESO MEDIO		VALOR MEDIO	PESO MEDIO		VALOR MEDIO	PESO MEDIO		VALOR MEDIO
		(Kg.)	(% s/ total)	(Miles Ptas.)	(Kg.)	(% s/ total)	(Miles Ptas.)	(Kg.)	(% s/ total)	(Miles Ptas.)
AGUJA	BEN	131.663	2,96%	12.961	25.365	0,75%	2.620	209.656	7,46%	19.683
BACALADILLA	WHB	252.226	5,67%	39.987	118.588	3,53%	38.089	149.203	5,31%	41.512
BESUGO BLANCO	SBA	69.953	1,57%	36.446	58.381	1,74%	33.584	47.885	1,70%	20.396
BOGA	BOG	783.469	17,61%	27.392	264.626	7,87%	20.542	95.562	3,40%	6.159
CABALLAS	MAZ	214.214	4,82%	14.243	493.755	14,68%	27.426	467.256	16,62%	24.022
CAMARONES	PAL	76.181	1,71%	98.815	91.028	2,71%	112.643	181.011	6,44%	162.345
JURELES	JAX	93.745	2,11%	24.611	720.516	21,42%	72.452	465.925	16,57%	97.977
PECES MARINOS	MZZ	284.629	6,40%	81.668	83.580	2,49%	20.906	260.549	9,27%	122.928
PULPO	OCC	240.285	5,40%	64.981	258.999	7,70%	76.084	124.129	4,41%	49.614
SARDINA	PIL	1.100.577	24,74%	90.092	712.679	21,19%	91.741	161.581	5,75%	33.441
TOTAL GENERAL		4.448.151	100,00%	1.125.338	3.362.981	100,00%	891.648	2.812.136	100,00%	1.014.248

TABLA 1.6. PRINCIPALES ESPECIES SEGÚN VALOR (MEDIAS QUINQUENALES PARA PESO Y VALOR)

ESPECIE	FAO	85-89			90-94			95-99		
		PESO MEDIO (Kg.)	VALOR MEDIO		PESO MEDIO (Kg.)	VALOR MEDIO		PESO MEDIO (Kg.)	VALOR MEDIO	
			(Miles Ptas.)	(% s/ total)		(Miles Ptas.)	(% s/ total)		(Miles Ptas.)	(% s/ total)
BACALADILLA	WHB	252.226	39.987	3,55%	118.588	38.089	4,27%	149.203	41.512	4,09%
CAMARONES	PAL	76.181	98.815	8,78%	91.028	112.643	12,63%	181.011	162.345	16,01%
CIGALA	NEP	21.914	72.272	6,42%	13.477	53.891	6,04%	22.815	57.259	5,65%
JURELES	JAX	93.745	24.611	2,19%	720.516	72.452	8,13%	465.925	97.977	9,66%
MERLUZA	HKE	49.438	43.616	3,88%	39.814	45.427	5,09%	57.509	65.072	6,42%
PECES MARINOS	MZZ	284.629	81.668	7,26%	83.580	20.906	2,34%	260.549	122.928	12,12%
PEZ ESPADA	SWO	54.337	48.626	4,32%	42.765	40.239	4,51%	20.573	19.297	1,90%
PULPO	OCC	240.285	64.981	5,77%	258.999	76.084	8,53%	124.129	49.614	4,89%
RAPES	MNZ	61.979	44.532	3,96%	53.261	46.488	5,21%	40.456	37.052	3,65%
SARDINA	PIL	1.100.577	90.092	8,01%	712.679	91.741	10,29%	161.581	33.441	3,30%
TOTAL GENERAL		4.448.151	1.125.338	100,00%	3.362.981	891.648	100,00%	2.812.136	1.014.248	100,00%

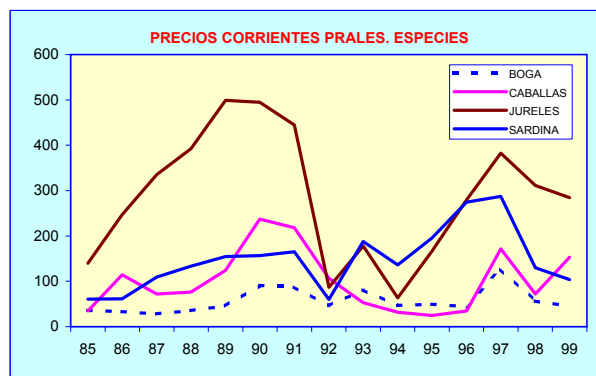
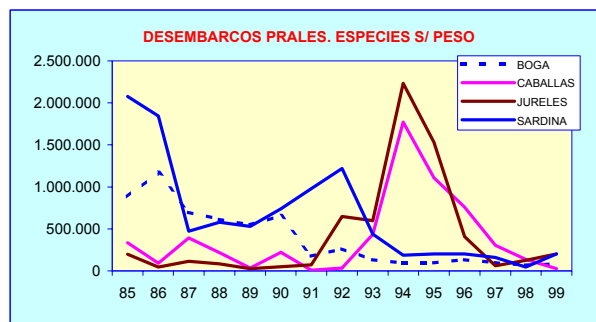


TABLA 1.7. ESTRUCTURA DE LA FLOTA POR MODALIDADES (1989, 1999 Y VARIACIÓN)

VARIABLES	ARRASTRE			CERCO			OTRAS MODALIDADES			TODAS LAS MODALIDADES		
	1989	1999	VARIAC. (%)	1989	1999	VARIAC. (%)	1989	1999	VARIAC. (%)	1989	1999	VARIAC. (%)
Nº DE BARCOS	34	29	-14,71	12	11	-9,09	40	38	-5,00	86	78	-9,30
ARQUEO (TRB)	1.721	1.354	-21,34	213	199	-6,96	240	153	-36,09	2.174	1.706	-21,51
POTENCIA (CV)	7.450	6.049	-18,81	1.902	1.748	-8,81	2.184	1.428	-34,62	11.536	9.225	-20,03
TRIP. (Nº)	280	241	-13,93	89	79	-12,66	117	93	-20,51	486	413	-15,02

TABLA 1.8. INDICE DE PRECIOS PERCIBIDOS (IPP), SEGÚN MODALIDAD Y TOTAL

AÑO	INDICE DE PRECIOS PERCIBIDOS				PRECIOS CONSTANTES (BASE 1992)			
	PECES	MOLUSCOS	CRUSTACEOS	TOTAL	PECES	MOLUSCOS	CRUSTACEOS	TOTAL
1985	95,87	73,54	61,02	84,74	194,10	214,59	696,21	225,18
1986	104,82	96,57	73,64	96,47	212,24	281,79	840,14	256,35
1987	114,70	91,15	78,33	103,05	232,24	265,98	893,68	273,84
1988	134,43	102,79	78,32	117,11	272,19	299,96	893,59	311,19
1989	162,83	117,35	81,00	137,66	329,69	342,45	924,11	365,79
1990	177,71	115,94	97,66	150,71	359,80	338,33	1114,17	400,48
1991	173,89	116,34	94,92	147,72	352,07	339,49	1082,99	392,53
1992	100,00	100,00	100,00	100,00	202,47	291,81	1140,92	265,73
1993	145,40	107,71	116,07	133,45	294,40	314,32	1324,31	354,61
1994	111,14	107,13	96,62	107,23	225,03	312,62	1102,36	284,94
1995	140,32	119,24	61,45	119,17	284,10	347,95	701,11	316,67
1996	166,65	139,89	37,56	133,10	337,41	408,21	428,56	353,68
1997	180,43	186,00	42,94	149,36	365,31	542,78	489,96	396,90
1998	210,88	128,71	62,99	165,38	426,97	375,59	718,63	439,47
1999	135,06	138,55	55,49	117,12	273,47	404,31	633,13	311,22

