

PUERTO: PROVINCIA DE MALAGA

TABLA 1.1. RESUMEN TOTAL ANUAL

AÑO	PESO (Tm.)	VALOR (Miles Ptas.)	PRECIO MEDIO (Ptas.)
1985	21.811,38	4.538.816	208
1986	22.201,87	5.117.259	230
1987	21.404,05	5.437.304	254
1988	19.131,38	5.815.093	304
1989	15.247,63	6.016.947	395
1990	12.698,65	5.308.365	418
1991	14.050,64	5.704.987	406
1992	16.638,92	5.709.818	343
1993	16.115,40	5.077.489	315
1994	19.276,83	5.431.929	282
1995	15.021,25	4.445.570	296
1996	15.637,77	5.264.903	337
1997	15.033,61	4.414.990	294
1998	14.064,44	3.582.528	255
1999	13.372,67	3.456.291	258

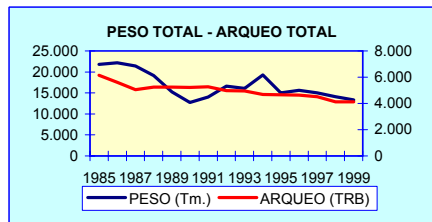
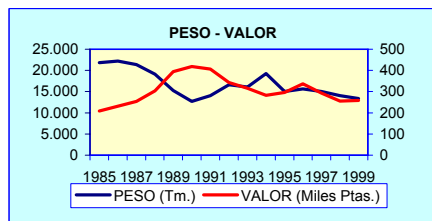


TABLA 1.2. RESUMEN POR CATEGORÍAS (PECES, MOLUSCOS, CRUSTACEOS)

AÑO	PECES			MOLUSCOS			CRUSTACEOS		
	PESO (Tm.)	VALOR (Miles Ptas.)	PRECIO (Ptas./ Kg.)	PESO (Tm.)	VALOR (Miles Ptas.)	PRECIO (Ptas./ Kg.)	PESO (Tm.)	VALOR (Miles Ptas.)	PRECIO (Ptas./ Kg.)
1985	18.273,99	3.263.977	179	2.730,94	631.103	231	806,45	643.736	798
1986	17.733,54	3.644.078	205	3.567,00	711.832	200	901,32	761.349	845
1987	16.486,41	3.879.361	235	4.046,67	747.949	185	870,98	809.995	930
1988	14.484,54	4.101.066	283	3.805,75	851.410	224	841,09	862.617	1.026
1989	11.918,62	3.975.646	334	2.271,62	935.247	412	1.057,39	1.106.053	1.046
1990	9.938,98	3.270.160	329	2.128,33	1.041.887	490	631,34	996.318	1.578
1991	11.283,55	3.427.809	304	2.000,13	895.955	448	766,96	1.381.222	1.801
1992	11.177,73	3.433.641	307	4.706,08	1.087.359	231	755,11	1.188.818	1.574
1993	12.027,66	3.059.242	254	3.437,23	871.703	254	650,51	1.146.545	1.763
1994	15.419,48	3.810.620	247	3.186,60	799.654	251	670,75	821.655	1.225
1995	11.729,32	3.126.025	267	2.835,45	803.005	283	456,48	516.539	1.132
1996	11.693,71	3.566.297	305	3.322,27	798.112	240	621,80	900.494	1.448
1997	10.639,14	2.664.443	250	3.822,60	882.621	231	571,87	867.926	1.518
1998	9.814,97	1.897.879	193	3.588,32	813.957	227	661,15	870.692	1.317
1999	9.962,76	1.734.029	174	2.623,98	834.779	318	785,93	887.484	1.129

TABLA 1.3. EVOLUCIÓN DE LA FLOTA OPERATIVA

AÑO	DOTADAS CON MOTOR				NO DOTADAS CON MOTOR				TOTAL			
	BARCOS (Nº)	ARQUEO TRB	POTENCIA CV	TRIP	BARCOS (Nº)	ARQUEO TRB	POTENCIA CV	TRIP	BARCOS (Nº)	ARQUEO TRB	POTENCIA CV	TRIP
1985	481	6.006	36.916	2.578	113	132	0	154	594	6.138	36.916	2.732
1986	478	5.478	35.581	2.470	113	132	0	154	591	5.610	35.581	2.624
1987	442	4.916	35.337	1.735	113	132	0	154	555	5.048	35.337	1.889
1988	451	5.123	36.812	1.784	112	124	0	150	563	5.246	36.812	1.934
1989	450	5.122	37.154	1.773	111	123	0	149	561	5.245	37.154	1.922
1990	450	5.096	37.279	1.771	111	123	0	149	561	5.219	37.279	1.920
1991	451	5.139	37.397	1.790	111	123	0	149	562	5.261	37.397	1.939
1992	442	4.846	35.972	1.726	111	123	0	149	553	4.968	35.972	1.875
1993	444	4.840	35.888	1.719	111	123	0	149	555	4.962	35.888	1.868
1994	437	4.552	34.664	1.677	110	121	0	147	547	4.673	34.664	1.824
1995	441	4.528	34.457	1.677	113	124	0	153	554	4.651	34.457	1.830
1996	439	4.506	34.006	1.657	111	121	0	149	550	4.627	34.006	1.806
1997	443	4.402	33.498	1.629	111	120	0	148	554	4.522	33.498	1.777
1998	439	4.004	31.059	1.561	111	118	0	147	550	4.122	31.059	1.708
1999	434	3.997	30.949	1.549	111	118	0	147	545	4.115	30.949	1.696

PUERTO: PROVINCIA DE MALAGA

TABLA 1.4. DATOS POR ESPECIES. AÑOS 1985-1989

ESPECIE	FAO	1985		1986		1987		1988		1989	
		PESO (Kg.)	VALOR (Miles Ptas.)	PESO (Kg.)	VALOR (Miles Ptas.)	PESO (Kg.)	VALOR (Miles Ptas.)	PESO (Kg.)	VALOR (Miles Ptas.)	PESO (Kg.)	VALOR (Miles Ptas.)
ACEDIA	CET					2.480	702				
AGUJA	BEN	98.867	33.587	110.922	39.487	131.340	45.630	103.205	42.814	131.041	49.819
ALACHA	SAA										
ALOSAS	TSD										
ANCHOVA	BLU	25	5								
ARAÑAS	WEX										
ATUN	BFT	1.500	131			10.330	5.412	34.010	15.540	400	136
BACALADILLA	WHB	800.568	118.219	859.256	132.680	862.474	148.590	775.067	148.077	435.010	81.420
BACORETA	LTA	35.520	2.145								
BAILA	SPU										
BESUGO BLANCO	SBA	556.554	152.710	535.578	171.102	518.854	168.478	453.051	167.670	490.151	172.589
BOGA	BOG	616.984	17.609	683.333	26.896	573.935	25.181	468.528	21.974	251.418	14.628
BONITO	BON	309.506	44.911	160.367	40.321	277.666	41.295	159.748	38.660	156.442	41.325
BOQUERON	ANE	1.936.811	815.316	2.290.933	969.802	2.271.959	1.104.355	2.037.582	1.109.117	1.021.162	642.399
BRECA	PAC	35.005	8.329	6.425	3.408	23.385	10.296	13.018	7.226	60.962	27.030
BROTOLAS	FOX	57.770	12.044	57.114	11.478	62.387	16.684	55.891	16.460	63.290	21.765
BURRO	GBR										
CABALLAS	MAZ	441.379	31.771	510.418	43.062	884.388	59.183	648.188	86.695	520.168	70.979
CACHUCHO	DEL									1.850	713
CAZON	GAG					233	102	815	347	437	195
CHERNA	WRF			755	481	56	45	2.770	4.310	640	913
CINTA	PRC										
CONGRIO	COE	19.513	4.803	21.270	5.278	26.036	7.793	23.817	7.039	68.472	20.256
CORVINA	MGR	50	3							37.410	11.284
DENTONES-HURTA	DEX,REA										
DORADA	SBG	75	34	400	380	175	144	120	150	100	93
ESCUALOS DIVERSOS	SKH	232.759	26.890	257.257	31.146	261.731	46.767	234.220	36.374	175.315	34.320
FALSO ABADEJO	GPX										
FANECA	BIB	109.606	14.147	122.971	16.632	114.788	17.575	108.900	17.976	175.490	36.983
GALLINETA	BRF	50.899	17.678	53.863	19.932	55.733	22.680	51.025	23.399	116.865	49.582
GOBIDOS	GPA										
HERRERA	SSB	63.339	18.169	125.217	31.925	93.403	35.261	70.035	31.330	69.521	32.754
HURTA	REA									17.280	5.246
JAPUTA	POA										
JURELES	JAX	2.744.761	387.088	2.123.009	343.552	2.108.376	346.863	1.978.194	395.498	1.627.200	397.841
LENGUADOS	SOX	340.517	152.786	386.209	183.156	365.461	200.886	347.286	206.769	257.235	185.919
LISAS	MUL	10.233	519	27.497	1.933	34.933	3.468	23.620	2.182	96.785	11.524
LISTADO	SKJ										
LUBINA	BSS	325	591	600	1.300	25	49	968	1.099	440	586
MARRAJO-TINTORERA	SMA,E	63.981	11.848	71.783	13.930	67.976	15.017	63.569	15.055	103.089	30.881
MELVA	BLT	170.786	19.723	130.345	15.732	102.476	7.305	231.259	27.475	190.121	14.497
MERLUZA	HKE	1.076.227	378.891	1.020.405	424.296	951.491	447.472	909.543	469.720	781.692	491.731
MERO	GPD	36.730	31.760	42.859	39.145	39.009	39.685	39.783	46.297	59.331	68.112
MIELGAS	DGS										
PALOMETA	POP										
PARGO-BOCINEGRO	RPG	74.107	55.458	82.957	64.917	84.742	76.467	86.027	82.483	104.144	95.339
PECES MARINOS	MZZ	1.738.209	252.230	1.544.116	255.768	1.426.980	264.104	1.443.843	313.614	1.688.196	604.343
PELUDA	MSF										
PEZ DE SAN PEDRO	JOD	31.493	11.345	35.333	13.338	32.617	13.828	31.365	14.478	71.190	37.084
PEZ ESPADA	SWO			800	880	5.184	4.915	40.270	6.063	4.056	4.418
PEZ LIMON	AMB									872	679
PEZ RATA	URA										
PEZ SABLE	SFS										
PINTARROJAS	SCL	129.626	15.677	145.432	18.431	134.915	19.212	136.828	21.306	85.712	16.890
RAPES	MNZ	283.037	120.167	318.025	151.728	309.767	165.915	253.525	151.934	185.296	122.145
RASCACIOS	SCS	4.595	657	1.400	700	400	76				
RAYAS	RAJ	85.599	11.911	88.292	13.750	83.621	12.488	92.163	15.217	128.055	26.655
RAYAS-MANTAS	BAI	400	40								
RODABALLOS	LEF	10	4			1.190	3.315	2.580	3.620	1.725	2.070
RUBIOS	GUX	77.901	21.023	87.175	24.665	80.574	25.596	77.200	26.658	119.185	52.645
SALEMA	SLM	8.570	1.015	2.000	200	17.875	1.834	9.290	1.031	83.967	19.296
SALMONETES	MUX	357.390	196.965	334.655	210.108	329.543	202.391	343.211	219.207	276.855	193.452
SAPO	TFD										
SARDINA	PIL	5.655.026	271.443	5.492.374	321.438	4.123.823	267.322	3.107.348	295.164	2.237.008	273.773
SARGOS	SWA	16.965	4.121	2.200	1.100	12.139	4.659	25.217	10.650	22.196	11.215
ZORROS	THR										
BABOSAS	BLE					1.400	159	380	62	845	123
PAPARDA	SAU	775	212								
SALTON	SAN										
CARAMEL-CHUCLA	PIC					540	162	1.080	324		
PARGO-SAMA DE PLUMA	DEP										
PALOMETON	LEE										
TOTAL PECES		18.273.992	3.263.977	17.733.544	3.644.078	16.486.408	3.879.361	14.484.539	4.101.066	11.918.619	3.975.646
ALMEJA BABOSA	CTS	13.497	2.883	112	67	10.332	5.694			5.200	2.433
ALMEJA CHOCHA	TPS	257.891	50.862	374.000	81.000	279.397	73.776	164.851	50.182	152.438	49.232
ALMEJA FINA	CTG	1.235	495	8.914	5.382			11.500	3.850	26.320	15.340
ALMEJAS	CLX										
ALMEJON-BOLO	CLJ	39.173	5.876	96.600	17.400	74.757	15.976	68.160	18.660	18.014	5.532
BERBERECHO	COC										
BIGARO	PEE										
BUSANO	MUE										
CALAMARES	SQC	266.509	92.954	237.123	89.469	264.080	123.599	269.903	136.207	272.185	167.043
CAÑAILLA	MSH	3.079	913			3.054	1.959	1.303	368	535	220
CARACOLAS	GAS	400	12								
CHIRLA	SVE	1.986	753	16.161	6.237	27.490	18.142	21.697	13.184	63.104	44.813
CHOCO	CTC	343.874	111.417	354.993	129.321	338.164	137.495	314.578	139.349	308.054	138.994
CONCHA FINA	CLV	1.505	142	9.600	1.200	27.542	4.255	61.616	16.277	129.732	26.555
COQUINAS	DON	3.409	4.360	3.400	5.900	2.867	3.038	3.306	3.590	2.062	2.418
CORRUCO	COZ	116.356	3.491	1.030.600	31.600	1.672.100	57.623	1.316.788	70.538	11.779	577

LONGUEIRON	RAE										
MEJILLON	MSX			1.040	465						
MOLUSCOS MARINOS	MOL	22.588	6.034	11.354	3.170	39.280	24.808	64.570	33.066	88.760	66.137
NAVAJAS	SOI										
POTAS	OMZ	103.235	11.862	115.823	13.945	106.940	14.459	103.872	15.261	97.919	21.915
PULPO	OCC	1.362.230	284.777	1.220.283	293.576	1.119.702	247.878	1.238.573	312.933	1.034.299	381.146
PUNTILLITAS	SQQ										
VIEIRA	SCE	193.972	54.272	87.000	33.100	72.982	18.754	165.036	37.945	61.220	12.893
CHOPOS-CHOPITO	CTL					25	8				
OSTION	OYG					7.955	485				
PIRULOS	CLX										
VOLADORES	SQM										
TOTAL MOLUSCOS		2.730.939	631.103	3.567.003	711.832	4.046.667	747.949	3.805.753	851.410	2.271.621	935.247
BOGAVANTE	LBE	27	20	1.712	1.908	31	12	565	860	49	137
CAMARONES	PAL	278.378	44.318	313.630	51.468	320.236	59.699	305.127	62.518	312.157	68.397
CANGREJOS DE MAR	CRA	71.377	7.034	78.600	8.125	73.580	9.333	69.606	8.782	65.650	8.635
CARABINERO	SSH	86.162	87.559	96.668	102.940	89.647	107.067	86.872	113.241	165.140	200.090
CENTOLLA	SCR					8	8				
CIGALA	NEP	168.794	257.686	188.391	304.623	173.015	317.366	174.309	344.253	199.670	348.947
CRUSTACEOS MARINOS	CRU	15.490	1.478	19.867	2.854	24.900	2.918	19.090	2.458	38.852	15.221
GALERA	MTS					45	9	32	10		
GAMBA	DPS	146.034	186.468	156.137	217.857	148.539	241.967	145.986	255.698	209.473	332.192
LANGOSTAS	CRW	20.743	24.504	24.488	30.788	20.834	29.364	20.183	30.746	35.261	64.854
LANGOSTINO	TGS	19.446	34.667	21.831	40.785	20.140	42.253	19.321	44.050	31.140	67.582
PERCEBE	PCB										
BUEY	CRE										
NECORAS											
TOTAL CRUSTACEOS		806.451	643.736	901.324	761.349	870.975	809.995	841.091	862.617	1.057.392	1.106.053
TOTAL PROVINCIA MALAGA		21.811.382	4.538.816	22.201.871	5.117.259	21.404.050	5.437.304	19.131.383	5.815.093	15.247.632	6.016.947

PUERTO: PROVINCIA DE MALAGA

TABLA 1.4. DATOS POR ESPECIES. AÑOS 1990-94

ESPECIE	FAO	1990		1991		1992		1993		1994	
		PESO (Kg.)	VALOR (Miles Ptas.)	PESO (Kg.)	VALOR (Miles Ptas.)	PESO (Kg.)	VALOR (Miles Ptas.)	PESO (Kg.)	VALOR (Miles Ptas.)	PESO (Kg.)	VALOR (Miles Ptas.)
ACEDIA	CET									58	26
AGUJA	BEN	232.320	28.596	43.180	19.638	141.220	35.317	43.250	18.455	41.094	36.618
ALACHA	SAA										
ALOSAS	TSD									252	23
ANCHOVA	BLU							10.700	3.835		
ARAÑAS	WEX	23.509	2.375	76.880	11.291	33.512	8.333	37.093	7.818	33.572	8.712
ATUN	BFT	445	183					1.652	807	42.200	23.650
BACALADILLA	WHB	167.710	31.042	208.725	39.721	539.074	118.228	191.745	59.547	916.131	147.482
BACORETA	LTA										
BAILA	SPU									2.496	1.476
BESUGO BLANCO	SBA	479.141	155.218	468.669	193.409	479.715	194.161	682.126	232.406	583.940	176.269
BOGA	BOG	162.116	13.000	214.548	12.033	134.335	11.134	177.361	12.982	113.757	4.812
BONITO	BON	84.432	29.788	55.459	22.997	87.409	40.838	65.691	28.149	34.432	9.026
BOQUERON	ANE	567.884	347.418	589.029	333.608	445.522	272.278	295.156	203.513	1.459.076	656.951
BRECA	PAC	64.867	36.753	52.963	37.593	96.739	61.525	83.821	61.753	46.720	31.340
BROTOLAS	FOX	57.298	25.961	61.373	41.028	109.914	60.342	100.847	55.546	133.106	42.919
BURRO	GBR									473	141
CABALLAS	MAZ	392.237	39.811	345.207	37.654	395.340	45.169	860.526	58.324	517.055	29.472
CACHUCHO	DEL	24.070	11.261	54.460	25.968	86.870	47.091	75.400	38.637	2.290	902
CAZON	GAG	1.399	867	650	348	266	126	2.170	797	22.854	7.970
CHERNA	WRF	25	26			142	162	110	128	2.119	1.366
CINTA	PRC									14.841	747
CONGRIO	COE	53.840	21.677	48.427	22.273	75.999	38.922	63.927	33.653	20.651	4.320
CORVINA	MGR	47.120	16.437	56.030	25.667	87.490	50.249	92.627	41.947	3.473	1.852
DENTONES-HURTA	DEX,REA									1.918	1.393
DORADA	SBG	1.630	1.103	77	136	38.485	25.660	40.404	15.389	3.965	3.603
ESCUALOS DIVERSOS	SKH	112.870	26.690	113.470	30.815	147.395	52.769	118.805	47.369	114.994	30.399
FALSO ABADEJO	GPX	196	144	33	11			14	13	280	223
FANECA	BIB	106.390	29.485	129.990	42.108	117.000	41.552	90.050	30.440	6.990	1.810
GALLINETA	BRF	76.280	36.717	92.758	45.059	100.793	47.270	99.925	44.672	21.225	7.681
GOBIDOS	GPA									9.367	1.449
HERRERA	SSB	87.737	40.875	115.787	52.788	98.616	48.692	85.897	35.445	56.394	27.134
HURTA	REA										
JAPUTA	POA	2.100	735								
JURELES	JAX	1.106.300	327.165	1.248.241	393.640	966.475	275.174	2.339.673	324.882	3.619.659	569.196
LENGUADOS	SOX	215.887	167.861	211.745	179.412	223.515	170.195	96.377	49.053	65.471	61.793
LISAS	MUL	67.147	11.485	84.195	14.488	96.965	8.934	58.405	8.853	19.390	1.622
LISTADO	SKJ									84	112
LUBINA	BSS	492	940	29.284	26.682	53.636	52.960	40.614	22.379	5.355	5.276
MARRAJO-TINTORERA	SMA,E	88.184	36.430	113.737	55.310	114.585	58.398	102.978	53.176	38.391	12.717
MELVA	BLT	190.472	27.346	79.957	14.792	127.504	28.599	81.039	15.638	138.012	13.715
MERLUZA	HKE	352.567	237.489	278.295	206.940	264.475	193.520	230.106	123.156	700.072	492.627
MERO	GPD	48.279	68.946	50.951	64.325	64.623	64.638	50.613	27.453	2.491	2.210
MIELGAS	DGS										
PALOMETA	POP									5.878	1.482
PARGO-BOCINEGRO	PPG	79.392	92.977	84.260	98.116	85.296	95.759	76.615	66.640	38.150	32.729
PECES MARINOS	MZZ	1.580.331	596.906	1.515.116	507.109	1.022.858	414.131	2.328.677	684.736	1.052.706	415.362
PELUDA	MSF									1.901	856
PEZ DE SAN PEDRO	JOD	48.240	28.248	61.824	41.256	79.400	51.763	60.778	26.735	7.074	4.186
PEZ ESPADA	SWO	1.558	1.088					45	47	1.900	1.474
PEZ LIMON	AMB	1.747	1.930	440	495	160	179	930	809	16.712	9.629
PEZ RATA	URA									329	261
PEZ SABLE	SFS							731	62	68.075	6.308
PINTARROJAS	SCL	72.681	27.812	74.412	36.957	100.800	58.362	71.936	30.669	92.929	16.965
RAPES	MNZ	152.972	109.679	201.775	124.438	257.674	162.090	172.994	100.648	215.937	178.546
RASCACIOS	SCS			530	276			68	8	2.124	1.272
RAYAS	RAJ	119.281	35.291	138.792	44.474	152.748	53.921	108.359	46.430	30.436	8.385
RAYAS-MANTAS	BAI										
RODABALLOS	LEF			41	46			170	151	4.491	4.963
RUBIOS	GUX	105.490	53.622	105.750	57.708	111.750	62.754	77.580	26.921	15.369	7.191
SALEMA	SLM	90.892	28.026	118.737	36.320	95.994	37.362	52.584	16.059	28.598	3.595
SALMONETES	MUX	236.048	182.781	175.827	153.419	174.820	140.584	201.615	145.380	249.305	181.718
SAPO	TDF									3.109	413
SARDINA	PIL	2.611.675	322.397	3.838.580	352.312	3.941.072	289.899	2.463.366	222.508	3.985.351	406.721
SARGOS	SWA	23.731	15.585	30.021	16.438	27.539	14.602	32.427	15.588	27.394	14.351
ZORROS	THR							158	75		
BABOSAS	BLE			35.222	3.533			33.477	4.835	45.174	7.538
PAPARDA	SAU			78.100	5.178			126.047	14.729		
SALTON	SAN									723.150	81.418
CARAMEL-CHUCLA	PIC										
PARGO-SAMA DE PLUMA	DEP									8.736	6.222
PALOMETON	LEE										
TOTAL PECES		9.938.982	3.270.160	11.283.547	3.427.809	11.177.725	3.433.641	12.027.659	3.059.242	15.419.476	3.810.620
ALMEJA BABOSA	CTS									8	2
ALMEJA CHOCHA	TPS	112.636	39.814	15.560	7.601	20.594	12.651	28.047	9.689	101.723	22.254
ALMEJA FINA	CTG	13.990	10.005			36.500	25.353	19.500	13.270		
ALMEJAS	CLX									9.717	8.649
ALMEJON-BOLO	CLJ	17.781	5.554	15.442	4.796	20.164	7.833	4.781	1.627	3.709	1.050
BERBERECHO	COC									51	27
BIGARO	PEE										
BUSANO	MUE	1.063	979					5	5		
CALAMARES	SQC	246.306	174.350	300.913	164.965	192.265	111.954	173.039	78.366	134.408	74.171
CAÑAILLA	MSH	899	1.472	4.702	894	1.298	4.060	61.111	4.527	23.417	4.167
CARACOLAS	GAS									2.821	603
CHIRLA	SVE	102.399	49.219	81.676	54.091	119.076	76.562	57.340	35.419	27.660	21.039
CHOCO	CTC	328.563	190.365	347.351	183.265	257.498	139.485	296.172	120.899	173.687	73.391
CONCHA FINA	CLV	302.859	66.539	154.183	40.731	158.531	60.973	164.990	58.787	136.622	31.831
COQUINAS	DON	2.491	3.151	12.067	13.589	63.518	69.946	46.286	59.064	35.973	38.573
CORRUCO	COZ					2.500.641	175.045	807.292	56.510	856.006	55.642

LONGUEIRON	RAE										
MEJILLON	MSX										
MOLUSCOS MARINOS	MOL	3.260	1.790	125.279	73.386	170.472	92.489	87.452	36.006	25.729	13.364
NAVAJAS	SOI									69	36
POTAS	OMZ	74.045	27.783	68.997	22.011	136.064	36.430	45.670	15.137	31.408	5.071
PULPO	OCC	812.059	412.584	869.366	328.284	979.732	256.959	1.041.603	285.610	942.907	317.527
PUNTILLITAS	SQQ										
VIEIRA	SCE	8.808	4.102	4.593	2.344	49.590	17.563	597.591	93.377	669.808	125.630
CHOPOS-CHOPITO	CTL	62	32					6.178	3.402	10.880	6.627
OSTION	OYG										
PIRULOS	CLX	101.110	54.149								
VOLADORES	SQM					133	57	170	9		
TOTAL MOLUSCOS		2.128.331	1.041.887	2.000.129	895.955	4.706.076	1.087.359	3.437.227	871.703	3.186.603	799.654
BOGAVANTE	LBE	43	130	43	134	15	40	14.826	28.624	172	71
CAMARONES	PAL	122.219	45.982	114.928	38.686	124.213	40.019	82.653	31.743	65.829	19.942
CANGREJOS DE MAR	CRA	44.090	7.898	36.650	7.295	30.300	5.246	21.500	2.150	12.215	1.588
CARABINERO	SSH	95.095	216.773	104.190	283.006	104.900	244.280	97.788	196.702	22.037	33.340
CENTOLLA	SCR			28.470	54.918	42.000	76.150	30.400	50.540	3.830	2.088
CIGALA	NEP	98.440	196.343	108.179	225.590	116.426	272.452	119.441	293.236	72.879	210.005
CRUSTACEOS MARINOS	CRU	92.308	80.066	150.746	179.693	131.628	48.829	85.452	98.538	119.704	43.920
GALERA	MTS	649	181	30	5	13.431	1.236			415	94
GAMBA	DPS	119.106	297.029	148.147	388.582	124.607	331.868	126.407	284.954	368.175	503.623
LANGOSTAS	CRW	34.415	91.306	39.727	111.903	39.434	101.372	38.614	83.007	2.441	4.500
LANGOSTINO	TGS	24.972	60.610	35.850	91.410	28.160	67.327	33.430	77.051	1.137	1.427
PERCEBE	PCB										
BUEY	CRE									1.915	1.057
NECORAS											
TOTAL CRUSTACEOS		631.337	996.318	766.960	1.381.222	755.114	1.188.818	650.511	1.146.545	670.749	821.655
TOTAL PROVINCIA MALAGA		12.698.650	5.308.365	14.050.636	5.704.987	16.638.915	5.709.818	16.115.397	5.077.489	19.276.828	5.431.929

PUERTO: PROVINCIA DE MALAGA

TABLA 1.4. DATOS POR ESPECIES. AÑOS 1995-99

ESPECIE	FAO	1995		1996		1997		1998		1999	
		PESO (Kg.)	VALOR (Miles Ptas.)	PESO (Kg.)	VALOR (Miles Ptas.)	PESO (Kg.)	VALOR (Miles Ptas.)	PESO (Kg.)	VALOR (Miles Ptas.)	PESO (Kg.)	VALOR (Miles Ptas.)
ACEDIA	CET	60	29	55	20	18	21	322	204		
AGUJA	BEN	25.395	15.747	6.736	5.565	46.547	6.306	11.413	6.006	17.370	1.517
ALACHA	SAA					79.982	2.329	275.306	7.515	83.371	2.326
ALOSAS	TSD	15	9			18	4				
ANCHOVA	BLU										
ARAÑAS	WEX	35.705	9.214	36.827	9.330	33.170	8.876	31.349	9.636	357.890	87.746
ATUN	BFT	56.579	32.246	36.230	10.177	1.532	1.211	22.434	14.023	285	281
BACALADILLA	WHB	407.801	94.792	548.914	104.187	972.879	131.189	223.121	47.222	1.629.570	95.187
BACORETA	LTA										
BAILA	SPU	1.200	714	1.904	1.268	34	10	570	156		
BESUGO BLANCO	SBA	526.260	159.551	448.381	130.880	428.547	120.499	351.574	102.985	320.875	100.708
BOGA	BOG	139.717	4.566	98.354	3.166	89.940	3.024	124.449	3.864	62.429	2.330
BONITO	BON	22.925	5.371	13.234	4.303	6.692	2.186	9.976	3.446	19.209	5.767
BOQUERON	ANE	1.651.751	697.496	2.169.343	1.026.805	974.034	505.322	1.397.707	331.368	911.001	247.077
BRECA	PAC	29.746	21.200	48.484	32.394	18.291	13.079	11.211	7.803	9.062	7.444
BROTOLAS	FOX	40.784	16.379	31.634	12.331	53.357	17.822	88.031	20.737	74.042	18.032
BURRO	GBR	2.363	989	2.243	837	149	51				
CABALLAS	MAZ	925.994	43.914	679.661	34.589	902.546	46.441	406.968	24.606	294.672	19.413
CACHUCHO	DEL	668	116	316	76						
CAZON	GAG	15.542	6.209	3.212	935	5.469	2.318	7.084	2.787	3.243	1.518
CHERNA	WRF	80	48	705	210	177	113	77	89	30	42
CINTA	PRC	2.125	267	714	99	21.953	677				
CONGRIO	COE	7.095	1.416	9.956	1.862	8.439	2.070	16.861	3.468	8.701	1.832
CORVINA	MGR	966	426	966	435					12	12
DENTONES-HURTA	DEX	1.751	1.962			428	443	180	36		
DORADA	SBG	6.756	5.391	7.798	6.882	1.147	1.191	2.622	1.098	1.182	817
ESCUALOS DIVERSOS	SKH	66.936	18.396	94.384	21.250	101.956	23.328	156.986	20.138	209.065	26.926
FALSO ABADEJO	GPX	121	66	958	296	28	33	7	8	12	9
FANECA	BIB	11.787	2.935	25.314	7.094	1.544	445			60	14
GALLINETA	BRF	9.381	3.819	16.799	5.672	16.332	4.359	39.216	7.526	27.861	5.899
GOBIDOS	GPA	10.861	1.449	1.190	202	517	72	4.112	605	8.820	1.065
HERRERA	SSB	68.205	33.444	43.019	21.429	31.339	17.543	28.828	17.658	19.030	15.918
HURTA	REA			7.378	8.111						
JAPUTA	POA	178	44	220	74			22	7		
JURELES	JAX	2.087.738	440.606	1.847.025	381.936	1.385.447	305.401	701.171	177.270	681.156	147.070
LENGUADOS	SOX	39.450	32.543	37.723	30.537	15.431	11.879	18.536	13.635	18.153	16.954
LISAS	MUL	35.862	3.167	30.266	3.105	20.813	1.931	16.071	1.921	16.256	1.405
LISTADO	SKJ	252	61	955	219	1.445	451				
LUBINA	BSS	3.208	3.600	5.607	4.894	1.884	1.766	2.548	2.079	3.790	3.517
MARRAJO-TINTORERA	SMA	22.956	5.565	11.547	2.544	1.739	740	2.560	484	1.563	634
MELVA	BLT	167.285	15.858	81.045	7.825	14.618	1.811	78.436	7.941	38.501	5.916
MERLUZA	HKE	549.815	345.801	635.788	433.813	398.723	296.176	441.604	274.376	408.179	228.642
MERO	GPD	2.168	2.410	3.311	2.549	1.127	1.086	1.113	1.180	460	604
MIELGAS	DGS	238	55	2.091	472					60	4
PALOMETA	POP	2.006	619	590	162	123	31			2	7
PARGO-BOCINEGRO	RPG	19.249	17.471	33.637	25.607	14.514	11.564	16.867	11.984	14.367	10.505
PECES MARINOS	MZZ	885.307	327.685	934.157	460.547	888.518	480.603	848.340	154.458	288.351	78.056
PELUDA	MSF	1.067	420	2.093	834	1.455	478	30	2	60	18
PEZ DE SAN PEDRO	JOD	3.963	2.064	8.566	5.365	2.195	1.900	720	397	390	98
PEZ ESPADA	SWO	30.576	8.211	8.451	3.535	6.443	1.736	3.790	951	458	576
PEZ LIMON	AMB	17.986	9.702	5.660	3.130	869	501	161	165	3.345	1.964
PEZ RATA	URA	511	270	274	173			30	3		
PEZ SABLE	SFS	114.427	9.977	77.452	7.040	214.809	21.271	282.115	29.691	525.957	103.061
PINTARROJAS	SCL	100.871	20.180	125.690	24.534	70.671	13.681	121.414	16.434	66.888	10.607
RAPES	MNZ	153.906	118.630	196.751	158.546	112.477	107.732	143.843	100.042	84.413	70.250
RASCACIOS	SCS	1.649	948	551	296	47	40	34	16	70	26
RAYAS	RAJ	31.044	8.545	46.458	13.049	34.096	9.009	30.434	7.307	62.211	12.019
RAYAS-MANTAS	BAI										
RODABALLOS	LEF	3.177	2.936	5.664	4.705	982	1.057	504	416	121	105
RUBIOS	GUX	10.720	5.699	18.411	9.551	5.891	3.149	3.271	1.837	1.600	855
SALEMA	SLM	51.002	5.130	34.544	3.247	24.627	2.513	17.037	2.086	15.238	1.781
SALMONETES	MUX	237.805	163.832	168.186	126.924	117.519	94.127	141.925	108.640	128.719	106.709
SAPO	TDF	9	60	56	42						
SARDINA	PIL	2.954.134	360.659	2.660.193	348.715	2.341.464	292.394	3.493.895	310.461	3.509.454	268.325
SARGOS	SWA	29.988	18.007	34.704	19.470	20.961	12.519	22.808	14.129	35.127	22.438
ZORROS	THR										
BABOSAS	BLE	47.285	7.144	45.398	7.718	35.476	6.187	37.932	6.150	80	3
PAPARDA	SAU										
SALTON	SAN	52.587	8.580	288.695	20.902	1.107.190	71.374	177.355	20.833		
CARAMEL-CHUCLAS	PIC										
PARGO-SAMA DE PLUMA	DEP	2.327	1.385	3.729	2.683	525	376				
PALOMETON	LEE			3.509	1.147						
TOTAL PECES		11.729.315	3.126.025	11.693.706	3.566.297	10.639.144	2.664.443	9.814.967	1.897.879	9.962.761	1.734.029
ALMEJA BABOSA	CTS					154	70				
ALMEJA CHOCHA	TPS	220.514	45.783	399.365	85.044	351.935	86.485	220.593	71.962	141.417	57.320
ALMEJA FINA	CTG			2.396	536	79	63	64.465	17.489	83	78
ALMEJAS	CLX	7.777	5.583	1.594	1.657			786	354		
ALMEJON-BOLO	CLJ	7.334	1.821	7.634	2.261	25.792	7.412	20.405	8.802	31.351	14.791
BERBERECHO	COC	0	9							1.008	65
BIGARO	PEE	250	97			51	4				
BUSANO	MUE	58	308	8	49			5.768	1.388		
CALAMARES	SQC	204.199	108.780	180.753	86.997	124.880	66.879	175.452	91.227	272.503	153.409
CAÑAILLA	MSH	40.807	2.423	40.592	3.523	19.485	6.276	9.543	5.690	21.175	10.311
CARACOLAS	GAS	1.025	210	3.817	400	925	102	452	431	360	21
CHIRLA	SVE	22.627	15.084	3.461	2.268	9.808	6.724	10.709	8.821	49.726	36.766
CHOCO	CTC	149.885	60.787	160.922	64.998	101.605	49.592	232.556	97.772	302.138	129.794
CONCHA FINA	CLV	194.672	43.854	263.090	58.580	198.454	50.945	78.746	23.148	80.895	29.206
COQUINAS	DON	33.118	32.238	19.336	23.292	21.340	25.527	30.909	28.312	38.582	37.912
CORRUCO	COZ	878.631	57.063	1.312.122	80.898	1.920.516	117.158	1.874.396	119.568	538.523	36.557

LONGUEIRON	RAE	0	35								
MEJILLON	MSX										
MOLUSCOS MARINOS	MOL	17.702	8.495	397	132	1.614	760	862	478	555	337
NAVAJAS	SOI	14	2								
POTAS	OMZ	25.478	4.613	102.616	12.173	163.629	19.402	207.075	29.566	255.113	25.118
PULPO	OCC	978.882	393.376	761.809	349.271	775.664	401.048	619.128	287.653	842.406	275.649
PUNTILLITAS	SQQ					150	32	320	113		
VIEIRA	SCE	36.234	12.191	40.394	12.471	60.135	24.642	12.899	6.613	22.352	9.621
CHOPOS-CHOPITO	CTL	16.243	10.255	21.964	13.563	22.695	14.538	23.256	14.570	25.799	17.826
OSTION	OYG										
PIRULO	CLX										
VOLADORES	SQM					23.686	4.961				
TOTAL MOLUSCOS		2.835.450	803.005	3.322.270	798.112	3.822.597	882.621	3.588.319	813.957	2.623.983	834.779
BOGAVANTE	LBE	43	48	74	60	174	150	126	106	148	134
CAMARONES	PAL	90.075	26.906	78.807	21.846	81.173	22.393	90.005	20.389	49.646	10.254
CANGREJOS DE MAR	CRA	14.269	1.666	4.928	630	1.659	234	934	112	3.180	2.245
CARABINERO	SSH	13.317	20.609	40.367	68.759	27.672	56.481	11.705	25.130	8.148	12.646
CENTOLLA	SCR	4.852	2.025	2.388	717	1.157	372	1.079	326	469	94
CIGALA	NEP	47.696	142.730	81.925	239.378	70.009	214.324	115.018	253.782	85.467	187.906
CRUSTACEOS MARINOS	CRU	64.369	31.885	87.315	52.790	68.504	36.127	41.869	7.609	82.473	11.756
GALERA	MTS	15	3	15	8	75	21	130	25	40	15
GAMBA	DPS	214.684	279.927	307.221	481.751	317.796	530.269	398.166	559.716	554.684	658.803
LANGOSTAS	CRW	2.040	3.665	13.462	25.796	3.313	7.449	2.078	3.425	1.643	3.614
LANGOSTINO	TGS	3.192	6.475	5.266	8.750	73	49	44	72	30	18
PERCEBE	PCB	30	16	30	9						
BUEY	CRE	1.585	498								
NECORAS		315	88			263	57				
TOTAL CRUSTACEOS		456.482	516.539	621.798	900.494	571.868	867.926	661.154	870.692	785.928	887.484
TOTAL PROVINCIA MALAGA		15.021.247	4.445.570	15.637.774	5.264.903	15.033.609	4.414.990	14.064.440	3.582.528	13.372.672	3.456.291

TABLA 1.5. PRINCIPALES ESPECIES SEGÚN PESO (MEDIAS QUINQUENALES PARA PESO Y VALOR)

ESPECIE	FAO	85-89			90-94			95-99		
		PESO MEDIO		VALOR MEDIO	PESO MEDIO		VALOR MEDIO	PESO MEDIO		VALOR MEDIO
		(Kg.)	(% s/ total)	(Miles Ptas.)	(Kg.)	(% s/ total)	(Miles Ptas.)	(Kg.)	(% s/ total)	(Miles Ptas.)
BACALADILLA	WHB	746.475	3,74%	125.797	404.677	2,57%	79.204	756.457	5,17%	94.515
BESUGO BLANCO	SBA	510.838	2,56%	166.510	538.718	3,42%	190.293	415.127	2,84%	122.925
BOQUERON	ANE	1.911.689	9,58%	928.198	671.333	4,26%	362.754	1.420.767	9,71%	561.614
CABALLAS	MAZ	600.908	3,01%	58.338	502.073	3,19%	42.086	641.968	4,39%	33.793
CORRUCO	COZ	829.525	4,16%	32.766	832.788	5,29%	57.440	1.304.838	8,92%	82.249
JURELES	JAX	2.116.308	10,60%	374.168	1.856.070	11,78%	378.011	1.340.507	9,17%	290.457
MERLUZA	HKE	947.871	4,75%	442.422	365.103	2,32%	250.746	486.822	3,33%	315.761
PECES MARINOS	MZZ	1.568.269	7,86%	338.012	1.499.938	9,52%	523.649	768.935	5,26%	300.270
PULPO	OCC	1.195.017	5,99%	304.062	929.133	5,90%	320.193	795.578	5,44%	341.399
SARDINA	PIL	4.123.116	20,66%	285.828	3.368.009	21,38%	318.767	2.991.828	20,46%	316.111
TOTAL GENERAL		19.959.264	100,00%	5.385.084	15.756.085	100,00%	5.446.518	14.625.948	100,00%	4.232.856

TABLA 1.6. PRINCIPALES ESPECIES SEGÚN VALOR (MEDIAS QUINQUENALES PARA PESO Y VALOR)

ESPECIE	FAO	85-89			90-94			95-99		
		PESO MEDIO	VALOR MEDIO		PESO MEDIO	VALOR MEDIO		PESO MEDIO	VALOR MEDIO	
			(Kg.)	(Miles Ptas.)		(% s/ total)	(Kg.)		(Miles Ptas.)	(% s/ total)
BESUGO BLANCO	SBA	510.838	166.510	3,09%	538.718	190.293	3,49%	415.127	122.925	2,90%
BOQUERON	ANE	1.911.689	928.198	17,24%	671.333	362.754	6,66%	1.420.767	561.614	13,27%
CIGALA	NEP	180.836	314.575	5,84%	103.073	239.525	4,40%	80.023	207.624	4,91%
GAMBA	DPS	161.234	246.836	4,58%	177.288	361.211	6,63%	358.510	502.093	11,86%
JURELES	JAX	2.116.308	374.168	6,95%	1.856.070	378.011	6,94%	1.340.507	290.457	6,86%
MERLUZA	HKE	947.871	442.422	8,22%	365.103	250.746	4,60%	486.822	315.761	7,46%
PECES MARINOS	MZZ	1.568.269	338.012	6,28%	1.499.938	523.649	9,61%	768.935	300.270	7,09%
PULPO	OCC	1.195.017	304.062	5,65%	929.133	320.193	5,88%	795.578	341.399	8,07%
SALMONETES	MUX	328.331	204.425	3,80%	207.523	160.777	2,95%	158.831	120.046	2,84%
SARDINA	PIL	4.123.116	285.828	5,31%	3.368.009	318.767	5,85%	2.991.828	316.111	7,47%
TOTAL GENERAL		19.959.264	5.385.084	100,00%	15.756.085	5.446.518	100,00%	14.625.948	4.232.856	100,00%

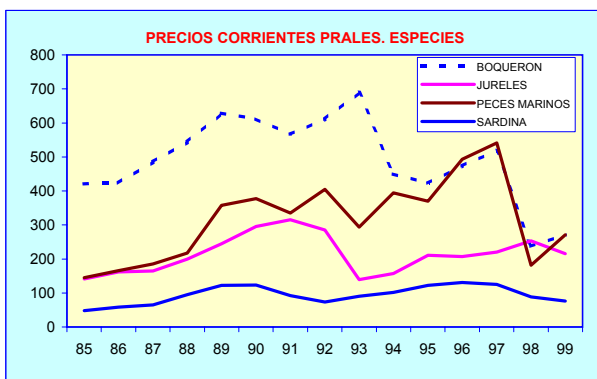
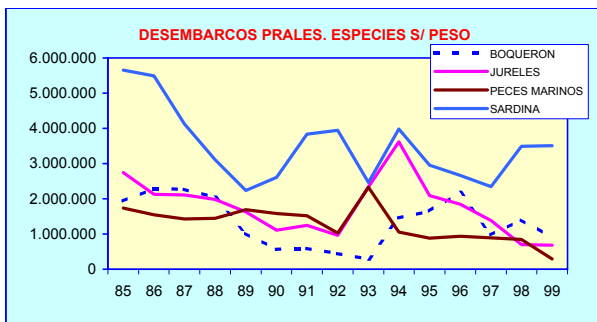


TABLA 1.7. ESTRUCTURA DE LA FLOTA POR MODALIDADES (1989, 1999 Y VARIACIÓN)

VARIABLES	ARRASTRE			CERCO			OTRAS MODALIDADES			TODAS LAS MODALIDADES		
	1989	1999	VARIAC. (%)	1989	1999	VARIAC. (%)	1989	1999	VARIAC. (%)	1989	1999	VARIAC. (%)
Nº DE BARCOS	75	64	-14,67	58	56	-3,57	428	425	-0,70	561	545	-2,85
ARQUEO (TRB)	3.436	2.357	-31,38	728	742	1,94	1.081	1.015	-6,13	5.245	4.115	-21,55
POTENCIA (CV)	18.648	13.047	-30,04	7.666	7.578	-1,16	10.840	10.324	-4,76	37.154	30.949	-16,70
TRIP. (Nº)	584	461	-21,06	336	322	-4,35	922	892	-3,25	1.842	1.675	-9,07

TABLA 1.9. INDICE DE PRECIOS PERCIBIDOS (IPP), SEGÚN MODALIDAD Y TOTAL

AÑO	INDICE DE PRECIOS PERCIBIDOS				PRECIOS CONSTANTES (BASE 1992)			
	PECES	MOLUSCOS	CRUSTACEOS	TOTAL	PECES	MOLUSCOS	CRUSTACEOS	TOTAL
1985	55,47	63,10	52,75	55,98	170,40	145,79	830,52	192,10
1986	61,86	72,69	56,19	62,31	190,03	167,96	884,59	213,82
1987	67,16	73,02	64,06	67,39	206,29	168,71	1008,49	231,27
1988	78,50	80,59	69,23	77,34	241,13	186,21	1089,96	265,41
1989	93,85	101,26	64,60	90,30	288,29	233,95	1017,07	309,86
1990	100,33	135,42	93,00	103,46	308,20	312,89	1464,21	355,03
1991	99,68	114,78	100,55	101,64	306,21	265,21	1583,05	348,79
1992	100,00	100,00	100,00	100,00	307,19	231,05	1574,36	343,16
1993	87,30	82,93	96,70	88,20	268,18	191,61	1522,37	302,67
1994	86,52	90,09	82,68	86,36	265,76	208,15	1301,75	296,37
1995	87,36	100,82	82,39	88,23	268,37	232,94	1297,18	302,78
1996	94,29	106,50	85,04	94,36	289,66	246,06	1338,90	323,81
1997	97,77	121,99	89,36	99,42	300,33	281,87	1406,80	341,16
1998	72,72	116,73	73,55	78,17	223,39	269,70	1157,92	268,24
1999	72,55	99,20	68,35	75,14	222,88	229,19	1076,03	257,83

