

TABLA 1.1. RESUMEN TOTAL ANUAL

AÑO	PESO (Tm.)	VALOR (Miles Ptas.)	PRECIO MEDIO (Ptas.)
1985	6.899,20	918.879	133
1986	5.353,16	574.995	107
1987	3.678,89	344.453	94
1988	2.950,87	292.648	99
1989	2.523,66	333.947	132
1990	2.194,17	316.489	144
1991	4.304,98	530.805	123
1992	4.607,68	540.980	117
1993	3.978,85	453.961	114
1994	3.556,15	435.747	123
1995	4.282,66	526.572	123
1996	2.587,35	465.689	180
1997	1.461,43	354.331	242
1998	1.420,28	379.818	267
1999	2.296,27	355.320	155

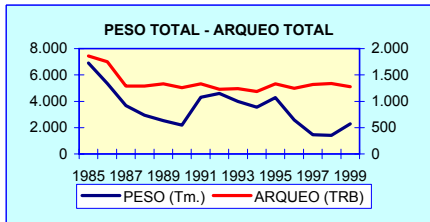
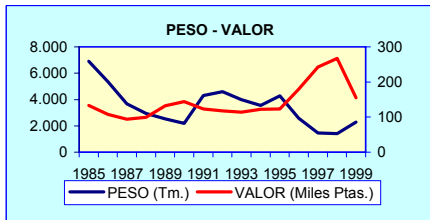


TABLA 1.2. RESUMEN POR CATEGORÍAS (PECES, MOLUSCOS, CRUSTACEOS)

AÑO	PECES			MOLUSCOS			CRUSTACEOS		
	PESO (Tm.)	VALOR (Miles Ptas.)	PRECIO (Ptas./ Kg.)	PESO (Tm.)	VALOR (Miles Ptas.)	PRECIO (Ptas./ Kg.)	PESO (Tm.)	VALOR (Miles Ptas.)	PRECIO (Ptas./ Kg.)
1985	6.866,26	906.737	132	30,04	8.979	299	2,91	3.162	1.087
1986	5.311,30	549.300	103	31,10	11.700	376	10,76	13.995	1.301
1987	3.640,14	315.476	87	26,25	9.487	361	12,51	19.490	1.558
1988	2.853,60	254.130	89	81,46	21.106	359	15,80	9.396	595
1989	2.379,44	273.750	115	122,97	41.463	339	21,25	18.735	882
1990	2.090,79	269.949	129	87,56	31.663	362	15,82	14.877	940
1991	4.185,22	464.322	111	103,08	41.156	399	16,68	25.327	1.519
1992	4.474,55	475.381	106	117,24	42.611	365	15,89	22.987	1.447
1993	3.873,47	406.873	105	95,38	36.584	384	10,00	10.504	1.051
1994	3.485,80	399.643	115	63,59	27.578	434	6,76	8.526	1.261
1995	4.199,36	470.831	112	71,17	40.544	570	12,13	15.197	1.253
1996	2.513,58	415.761	165	46,25	24.554	531	27,51	25.374	922
1997	1.373,97	286.719	209	65,22	36.690	563	22,24	30.921	1.390
1998	1.315,97	305.573	232	79,65	38.086	478	24,65	36.159	1.467
1999	2.182,68	281.932	129	93,76	44.978	480	19,82	28.410	1.433

TABLA 1.3. EVOLUCIÓN DE LA FLOTA OPERATIVA

AÑO	ARRASTRE				CERCO				TOTAL			
	BARCOS (Nº)	ARQUEO TRB	POTENCIA CV	TRIP	BARCOS (Nº)	ARQUEO TRB	POTENCIA CV	TRIP	BARCOS (Nº)	ARQUEO TRB	POTENCIA CV	TRIP
1985	58	1.861	12.293	698	0	0	0	0	58	1.861	12.293	698
1986	58	1.751	11.380	636	0	0	0	0	58	1.751	11.380	636
1987	63	1.286	9.018	466	0	0	0	0	63	1.286	9.018	466
1988	64	1.287	9.028	468	0	0	0	0	64	1.287	9.028	468
1989	65	1.331	9.368	473	0	0	0	0	65	1.331	9.368	473
1990	63	1.260	8.903	431	0	0	0	0	63	1.260	8.903	431
1991	63	1.333	9.180	427	0	0	0	0	63	1.333	9.180	427
1992	63	1.229	8.718	407	0	0	0	0	63	1.229	8.718	407
1993	61	1.239	8.742	412	0	0	0	0	61	1.239	8.742	412
1994	61	1.188	8.490	405	0	0	0	0	61	1.188	8.490	405
1995	63	1.330	8.975	427	0	0	0	0	63	1.330	8.975	427
1996	61	1.246	8.577	408	0	0	0	0	61	1.246	8.577	408
1997	63	1.318	8.867	421	0	0	0	0	63	1.318	8.867	421
1998	65	1.338	9.050	431	0	0	0	0	65	1.338	9.050	431
1999	62	1.274	8.616	410	0	0	0	0	62	1.274	8.616	410

TABLA 1.4. DATOS POR ESPECIES. AÑOS 1985-1989

ESPECIE	FAO	1985		1986		1987		1988		1989	
		PESO (Kg.)	VALOR (Miles Ptas.)	PESO (Kg.)	VALOR (Miles Ptas.)	PESO (Kg.)	VALOR (Miles Ptas.)	PESO (Kg.)	VALOR (Miles Ptas.)	PESO (Kg.)	VALOR (Miles Ptas.)
ACEDIA	CET										
AGUJA	BEN	7.757	939			2.370	178	69.600	5.644	114.346	4.878
ALACHA	SAA	7.770	88			8.640	234	84.590	2.405	212.910	9.072
BESUGO BLANCO	SBA	60.390	8.258	39.500	6.100	38.160	6.435	60.960	9.009	59.580	9.525
PINTARROJAS	SCL							90	13		
ANCHOVA	BLU										
ARAÑAS	WEX							60	13	3.090	488
ATUN	BFT	2.055	1.364	400	300			1.177	697	2.130	237
BACALADILLA	WHB	87.020	10.766	14.000	1.800	144.540	14.489	93.480	13.790	50.160	5.586
VORAZ-BESUGO	SBR	4.560	1.627								
BOGA	BOG	62.740	1.679	68.000	2.400	75.720	2.603	43.050	1.446	55.190	1.870
BONITO	BON	21.480	3.413	78.600	10.900	59.550	8.400	26.610	4.816	12.600	1.981
BOQUERON	ANE	2.383.500	608.129	955.200	217.400	147.050	31.314	10.380	4.441	9.270	4.091
BRECA	PAC	11.580	2.922	13.900	3.600	5.850	1.816	2.910	1.238	9.425	4.682
BROTOLAS	FOX	630	156	800	300	1.770	643	510	151	6.450	2.412
CABALLAS	MAZ	277.360	16.472	160.500	13.700	256.070	17.926	170.820	11.585	78.210	6.703
CACHUCHO	DEL									450	228
CAZON	GAG	90	26			330	84	1.138	517	878	447
CHERNA	WRF									349	349
CHUCHOS	SRX									70	21
CARAMEL-CHUCLAS	PIC	12.750	594			16.710	1.108	6.990	373	3.750	215
CONGRIO	COE							524	53	260	34
CORVINA	MGR									30	13
DENTONES-HURTA	DEX,REA									64	33
DORADA	SBG	1.080	110								
ESCUALOS DIVERSOS	SKH	21.060	1.730	42.200	3.600	27.360	3.770	8.320	1.118	15.204	1.837
ESPETON	BAR							3.150	390	5.810	737
FANECA	BIB										
GALLINETA	BRF					90	27	880	392	3.930	1.621
HERRERA	SSB	150	19					5.820	1.428	5.820	1.836
JAPUTA	POA							630	38	5.280	217
JURELES	JAX	519.177	28.454	120.500	9.800	190.890	14.090	189.990	28.055	139.770	26.826
LENGUADOS	SOX							90	84	3.180	4.069
LISTADO	SKJ										
LUBINA	BSS							9	2		
MARRAJO-TINTORERA	SMA,BSH							5	5		
MELVA	BLT	485.682	53.035	530.500	72.400	68.850	8.839	148.590	22.616	62.160	6.834
MERLUZA	HKE	35.700	21.172	39.600	24.100	26.640	17.997	26.704	16.251	12.630	8.782
MERO	GPD			1.200	600	31	43	254	207	180	83
LISAS	MUL							630	79	960	102
OBLADA	SBS					1.410	141	11.700	726	5.820	324
PALOMETA	POP							2.400	369	3.102	777
PECES MARINOS	MZZ			105.300	14.100	188.220	12.211	184.050	12.154	203.940	20.174
PEZ SABLE	SFS									750	30
PEZ LIMON	AMB	58.276	15.592			31.536	8.865	7.604	3.399	26.896	12.991
PEZ DE SAN PEDRO	JOD							30	11		
PEZ ESPADA	SWO	2.760	1.140	200	100			344	305	95	61
RAPES	MNZ	810	402	10.200	4.900	13.140	6.358	9.600	4.561	14.970	7.508
RASCACIOS	SCS										
RAYAS	RAJ							780	100	120	22
RAYAS-MANTAS	BAI										
RODABALLOS	LEF										
RUBIOS	GUX	180	42					540	111	4.920	972
SALEMA	SLM	15.510	509			2.160	104	10.590	512	37.230	1.897
SALMONETES	MUX	362.570	36.446	39.700	23.300	39.810	23.645	55.115	29.126	66.240	41.102
PARGO-BOCINEGRO	RPG					13.610	6.122	2.950	1.798	3.221	2.588
SARDINA	PIL	2.386.758	89.711	3.091.000	139.900	2.275.400	127.273	1.607.990	73.541	1.133.291	77.395
SARGO	SWA	4.380	683			4.230	758	1.890	564	4.710	2.101
SERRANO	BAS										
TEMBLADERA	TOE	32.480	1.258					60	2		
TOTAL PECES		6.866.255	906.737	5.311.300	549.300	3.640.137	315.476	2.853.604	254.130	2.379.441	273.750
CAÑAILLA	MSH							60	12	330	35
CALAMARES	SQC	6.930	3.821	12.100	6.500	8.640	5.159	35.670	20.419	25.360	15.098
BUSANO	MUE										
CHIRLA	SVE	1.656	527	500	200	2.277	892	3.367	1.380	20.692	10.471
CHOCO	CTC	720	230			840	207	5.700	2.006	10.920	4.375
CHOPOS-CHOPITOS	CTL	90	22					120	37		
CONCHA FINA	CLV										
COQUINAS	DON							213	213	190	162
CARACOLAS	GAS									200	27
POTAS	OMZ							3.900	850	6.600	1.466
PULPO	OCC	20.640	4.379	18.500	5.000	14.490	3.230	32.010	4.189	57.960	9.797
VOLADORES	SQM							420	16	720	31
TOTAL MOLUSCOS		30.036	8.979	31.100	11.700	26.247	9.487	81.460	29.106	122.972	41.463
BOGAVANTE	LBE							2	4	15	4
CAMARONES	PAL	420	29					11.205	1.985	11.475	2.010
CARABINERO	SSH									280	548
CIGALA	NEP	1.890	2.652	10.300	13.500	12.270	19.176	2.760	5.260	4.410	10.296
CRUSTACEOS MARINOS	CRU									930	33
GAMBA	DPS	600	481	400	400	240	315	1.540	1.874	3.300	4.469
LANGOSTAS	CRW			60	95			296	273	746	1.324
LANGOSTINO	TGS									90	50
TOTAL CRUSTACEOS		2.910	3.162	10.760	13.995	12.510	19.490	15.803	9.396	21.246	18.735
TOTAL ADRA		6.899.201	918.879	5.353.160	574.995	3.678.894	344.453	2.950.867	292.648	2.523.659	333.947

TABLA 1.4. DATOS POR ESPECIES. AÑOS 1990-1994

ESPECIE	FAO	1990		1991		1992		1993		1994	
		PESO (Kg.)	VALOR (Miles Ptas.)	PESO (Kg.)	VALOR (Miles Ptas.)	PESO (Kg.)	VALOR (Miles Ptas.)	PESO (Kg.)	VALOR (Miles Ptas.)	PESO (Kg.)	VALOR (Miles Ptas.)
ACEDIA	CET	195	27								
AGUJA	BEN	1.380	69	405	12	271.627	17.412	13.650	2.343	48.960	7.617
ALACHA	SAA			180.675	9.974	1.455	49	12.300	635	160.350	5.786
BESUGO BLANCO	SBA	76.963	15.150	80.820	18.724	62.370	13.157	56.118	10.602	77.235	15.134
PINTARROJAS	SCL										
ANCHOVA	BLU	122.220	5.259								
ARAÑAS	WEX	1.740	338	2.235	572	2.745	641	2.325	582	975	255
ATUN	BFT	1.557	771					758	477	2.687	713
BACALADILLA	WHB	8.210	2.388	43.245	7.602	40.215	8.993	31.545	8.013	139.200	14.627
VORAZ-BESUGO	SBR			330	303	4.883	2.856	2.146	1.144	5.111	3.665
BOGA	BOG	44.025	1.838	45.180	2.389	35.490	1.972	33.765	1.750	46.395	2.089
BONITO	BON	1.970	830	1.320	503	1.900	1.056	2.300	867	4.300	1.856
BOQUERON	ANE	16.955	4.631	36.435	11.168	4.410	2.777	855	831	420	236
BRECA	PAC	6.495	3.847	9.389	5.606	16.533	11.266	12.835	8.995	8.116	5.747
BROTOLAS	FOX	3.570	1.784	6.585	2.614	13.498	5.572	14.445	5.722	9.823	4.461
CABALLAS	MAZ	147.689	11.940	59.475	6.016	382.623	13.858	710.840	21.562	700.365	26.239
CACHUCHO	DEL	1.355	1.117								
CAZON	GAG										
CHERNA	WRF	133	134	52	52	45	45			51	58
CHUCHOS	SRX	50	9	70	15	40	14	100	40	133	45
CARAMEL-CHUCLAS	PIC	4.770	295	2.700	343	1.665	149	2.475	137	2.635	241
CONGRIO	COE	252	39	1.360	161	593	69	535	98	2.517	355
CORVINA	MGR										
DENTONES-HURTA	DEX,REA										
DORADA	SBG	2.790	148					143	194	205	265
ESCUALOS DIVERSOS	SKH	11.570	1.900	5.257	1.443	4.752	1.621	6.010	1.946	9.055	2.987
ESPETON	BAR			2.400	506	2.190	374	1.935	386	1.274	295
FANECA	BIB	2.340	428								
GALLINETA	BRF	4.345	1.650	1.485	865	1.647	990	1.881	747	1.535	767
HERRERA	SSB	1.560	572	4.140	1.896	3.993	1.511	4.766	1.815	3.201	1.306
JAPUTA	POA	24.215	11.393	30	10	15	3	13	8	15	5
JURELES	JAX	276.125	37.639	149.470	29.993	610.405	67.588	994.950	95.870	1.086.572	104.687
LENGUADOS	SOX	1.862	3.087	3.000	5.562	2.638	5.743	1.485	3.864	933	2.485
LISTADO	SKJ	930	118								
LUBINA	BSS									21	43
MARRAJO-TINTORERA	SMA,BSH	71	66							74	38
MELVA	BLT	43.680	5.083	13.290	1.379	45.900	5.135	330	78	45.720	8.862
MERLUZA	HKE	10.965	10.185	14.505	15.648	16.423	15.722	15.257	16.728	13.921	15.404
MERO	GPD	195	192	174	186	66	72	101	135	269	304
LISAS	MUL	480	44	495	61	630	78	1.127	182	1.200	210
OBLADA	SBS			3.780	270	2.280	143	2.880	281	3.360	306
PALOMETA	POP			585	73	1.200	151	180	17	765	126
PECES MARINOS	MZZ	47.805	8.957	17.730	3.052	11.425	4.300	7.771	5.400	10.529	6.530
PEZ SABLE	SFS	6.045	228	345	17	420	54	60	2	15.675	685
PEZ LIMON	AMB			19.111	10.948	7.005	4.982	7.107	5.268	2.130	1.393
PEZ DE SAN PEDRO	JOD					137	107	111	94	176	143
PEZ ESPADA	SWO	942	684	427	401	1.163	1.167	3.177	3.381	31.275	25.081
RAPES	MNZ	9.460	5.327	11.585	7.874	14.217	11.006	16.194	13.951	12.173	11.358
RASCACIOS	SCS	15	2								
RAYAS	RAJ	10	2	30	8			30	12	45	16
RAYAS-MANTAS	BAI	3	2								
RODABALLOS	LEF										
RUBIOS	GUX	1.890	564	3.570	1.356	5.947	1.795	6.143	2.074	7.029	2.676
SALEMA	SLM	17.790	773	6.945	411	10.230	539	7.455	430	4.935	342
SALMONETES	MUX	35.025	30.929	23.941	26.046	34.438	38.620	34.881	36.900	26.031	28.669
PARGO-BOCINEGRO	RPG	2.020	1.976	2.661	2.912	1.568	1.454	1.201	1.155	2.526	2.280
SARDINA	PIL	1.145.455	96.593	3.427.542	286.013	2.853.729	231.358	1.857.510	150.183	991.155	90.742
SARGO	SWA	1.815	680	2.445	1.339	2.038	982	3.783	1.971	4.725	2.514
SERRANO	BAS	1.860	265								
TEMBLADERA	TOE										
TOTAL PECES		2.090.792	269.949	4.185.219	464.322	4.474.548	475.381	3.873.473	406.873	3.485.797	399.643
CAÑAILLA	MSH	30	4	30	7			15	8	9	6
CALAMARES	SQC	12.780	10.697	12.240	10.863	10.597	10.837	9.606	11.738	3.790	4.081
BUSANO	MUE										
CHIRLA	SVE	7.612	3.899	26.686	12.163	26.446	12.203	7.045	2.049	41	10
CHOCO	CTC	12.145	5.678	7.905	4.327	8.855	5.647	14.391	9.383	11.057	7.615
CHOPOS-CHOPITOS	CTL										
CONCHA FINA	CLV	699	136								
COQUINAS	DON	7	6	45	41						
CARACOLAS	GAS			180	65	1.160	316	585	224	399	126
POTAS	OMZ	8.070	1.708	9.675	2.344	900	221	840	210	673	218
PULPO	OCC	46.065	9.527	46.290	11.344	68.745	13.340	62.895	12.971	47.625	15.522
VOLADORES	SQM	150	6	30	1	540	47				
TOTAL MOLUSCOS		87.558	31.663	103.081	41.156	117.243	42.611	95.377	36.584	63.594	27.578
BOGAVANTE	LBE					10	10			16	18
CAMARONES	PAL	7.115	1.902	5.795	1.738	9.330	3.086	7.330	2.537	5.024	2.127
CARABINERO	SSH	440	783	270	719	368	1.091	413	826	5	15
CIGALA	NEP	3.680	9.312	2.040	7.252	2.429	8.961	1.555	5.449	1.347	5.277
CRUSTACEOS MARINOS	CRU	3.270	194	750	76	60	9			10	2
GAMBA	DPS	1.020	2.093	7.540	14.828	3.441	9.245	537	1.297	318	986
LANGOSTAS	CRW	297	594	280	714	247	585	164	395	41	100
LANGOSTINO	TGS										
TOTAL CRUSTACEOS		15.822	14.877	16.675	25.327	15.885	22.987	9.999	10.504	6.761	8.526
TOTAL ADRA		2.194.172	316.489	4.304.975	530.805	4.607.676	540.980	3.978.849	453.961	3.556.152	435.747

TABLA 1.4. DATOS POR ESPECIES. AÑOS 1995-1999

ESPECIE	FAO	1995		1996		1997		1998		1999	
		PESO (Kg.)	VALOR (Miles Ptas.)	PESO (Kg.)	VALOR (Miles Ptas.)	PESO (Kg.)	VALOR (Miles Ptas.)	PESO (Kg.)	VALOR (Miles Ptas.)	PESO (Kg.)	VALOR (Miles Ptas.)
ACEDIA	CET			84	16	1.625	359	286	67	494	96
AGUJA	BEN	8.745	1.888	303.120	30.069	180.192	21.654	22.412	2.159	363.566	11.860
ALACHA	SAA	76.725	1.782	5.290	211	68.432	6.157	16.133	1.141	65.432	2.154
BESUGO BLANCO	SBA	80.851	14.577	67.367	11.052	88.066	17.185	51.559	9.200	15.015	3.207
PINTARROJAS	SCL	135	60	298	158	715	210	1.992	466	1.361	296
ANCHOVA	BLU										
ARAÑAS	WEX	1.556	427	781	214	984	284	598	171	272	65
ATUN	BFT	3.625	3.403	1.449	706	1.246	777	171	109	158	105
BACALADILLA	WHB	28.050	9.740	75.794	12.278	21.807	5.490	12.622	5.530	20.914	3.133
VORAZ-BESUGO	SBR	1.894	1.804	588	276	574	387	4.838	2.701	2.870	2.765
BOGA	BOG	50.055	2.246	33.630	1.834	33.800	1.881	32.344	1.706	21.000	1.006
BONITO	BON	2.500	1.429	5.976	2.487	1.300	552	9.950	4.727	51.987	11.066
BOQUERON	ANE	1.140	799	13.568	6.277	9.321	5.125	24.362	7.503	15.270	6.240
BRECA	PAC	6.394	5.316	5.335	4.411	4.401	3.673	4.858	4.770	3.117	2.981
BROTOLAS	FOX	6.742	3.943	3.209	1.932	7.730	4.492	5.339	3.778	3.952	2.971
CABALLAS	MAZ	1.714.875	73.994	678.038	37.482	92.599	6.878	52.494	4.696	10.723	1.339
CACHUCHO	DEL										
CAZON	GAG										
CHERNA	WRF	62	62	369	322	67	79	86	97	86	102
CHUCHOS	SRX	51	5	23	10	129	56	97	26	147	24
CARAMEL-CHUCLAS	PIC	1.282	153	1.332	105	1.417	100	533	75		
CONGRIO	COE	5.529	728	2.936	333	5.278	583	4.416	599	1.880	283
CORVINA	MGR			13	9					118	40
DENTONES-HURTA	DEX,REA					902	855				
DORADA	SBG	224	217	68	80	43	42	335	364	903	1.001
ESCUALOS DIVERSOS	SKH	16.977	4.152	8.034	2.847	6.310	2.507	1.818	837	4.739	955
ESPETON	BAR	1.815	396	2.749	637	2.171	501	5.252	723	249	50
FANECA	BIB										
GALLINETA	BRF	952	679	710	461	1.085	731	4.075	2.889	1.590	1.291
HERRERA	SSB	8.188	4.294	4.311	2.370	6.392	3.929	1.198	765	201	137
JAPUTA	POA	386	223	77	29			14	4	10	13
JURELES	JAX	816.033	116.010	547.517	118.319	219.570	51.004	153.816	32.230	113.850	21.540
LENGUADOS	SOX	1.573	3.715	1.826	3.859	1.038	2.392	1.062	2.674	990	2.231
LISTADO	SKJ										
LUBINA	BSS	17	14			8	9			109	50
MARRAJO-TINTORERA	SMA,BSH	2.435	362	143	64	414	172	705	521	571	336
MELVA	BLT	56.760	8.467	111.809	10.084	2.301	664	51.987	9.095	2.475	396
MERLUZA	HKE	8.050	9.224	13.802	14.199	18.372	18.416	19.811	20.368	7.941	9.504
MERO	GPD	346	385	78	132	240	406	500	948	606	1.294
LISAS	MUL	4.024	695	3.511	698	12.142	1.586	3.354	690	684	123
OBLADA	SBS	8.850	815	8.778	1.001	6.851	703	5.240	398	1.420	163
PALOMETA	POP	1.035	105	884	122	520	89	2.639	517	40	31
PECES MARINOS	MZZ	31.320	12.797	21.545	8.705	20.502	9.300	11.034	6.050	59.942	19.836
PEZ SABLE	SFS	8.775	312	1.219	46	533	23	234	10	625	30
PEZ LIMON	AMB	4.815	2.022	5.234	3.746	3.028	2.604	11.422	7.329	67	75
PEZ DE SAN PEDRO	JOD	203	230	227	205	62	74	176	226	207	279
PEZ ESPADA	SWO	25.008	19.080	16.134	12.864	18.131	15.343	29.384	24.498	8.342	9.415
RAPES	MNZ	9.118	9.448	10.911	9.851	9.800	9.670	8.812	9.915	7.147	8.729
RASCACIOS	SCS					13	1	89	20	37	6
RAYAS	RAJ	64	23			1.179	362	2.785	837	1.148	312
RAYAS-MANTAS	BAI										
RODABALLOS	LEF	29	21					13	20		
RUBIOS	GUX	5.159	2.025	2.484	1.011	4.520	1.547	6.788	2.611	3.364	1.254
SALEMA	SLM	14.803	1.019	13.024	670	14.846	637	8.922	509	13.280	589
SALMONETES	MUX	23.997	27.072	23.222	25.487	24.576	26.374	24.742	30.256	22.873	28.671
PARGO-BOCINEGRO	RPG	1.546	1.378	887	849	1.928	1.685	3.857	4.869	3.893	3.041
SARDINA	PIL	1.153.320	121.430	509.899	84.396	469.755	55.525	706.602	93.608	1.344.684	119.165
SARGO	SWA	3.323	1.865	5.299	2.846	7.059	3.648	4.218	2.267	2.333	1.681
SERRANO	BAS										
TEMBLADERA	TOE										
TOTAL PECES		4.199.356	470.831	2.513.582	415.761	1.373.974	286.719	1.315.974	305.573	2.182.682	281.932
CAÑAILLA	MSH	89	22			293	102	141	68		
CALAMARES	SQC	5.561	6.218	5.465	5.838	6.698	9.012	3.275	4.776	12.603	14.913
BUSANO	MUE			26	8	13	4			52	16
CHIRLA	SVE	1.931	900	3.308	1.315	672	267			690	209
CHOCO	CTC	13.329	8.973	10.803	6.781	11.805	8.466	8.546	6.882	6.883	5.832
CHOPOS-CHOPITOS	CTL							124	111	392	322
CONCHA FINA	CLV			18	5					1.752	857
COQUINAS	DON									166	129
CARACOLAS	GAS	1.424	311	1.766	329	546	113	754	125	273	65
POTAS	OMZ	1.035	339	1.893	669	4.344	1.582	30.745	9.889	32.477	8.899
PULPO	OCC	47.728	23.771	22.971	9.609	40.834	17.143	36.071	16.235	38.476	13.735
VOLADORES	SQM	75	10			13	1				
TOTAL MOLUSCOS		71.172	40.544	46.250	24.554	65.218	36.690	79.655	38.086	93.764	44.978
BOGAVANTE	LBE	26	36							10	38
CAMARONES	PAL	7.884	3.126	15.987	3.173	9.371	2.301	8.508	2.160	6.105	1.591
CARABINERO	SSH	456	759	568	1.388	3.009	8.049	3.729	10.145	112	417
CIGALA	NEP	1.800	7.925	2.182	6.571	1.565	5.276	1.822	6.136	1.369	4.912
CRUSTACEOS MARINOS	CRU	730	86	219	22	91	8	520	66	156	17
GAMBA	DPS	1.206	3.141	8.502	14.079	8.130	15.107	9.709	16.695	11.853	20.851
LANGOSTAS	CRW	28	125	55	141	72	181	365	958	213	577
LANGOSTINO	TGS									2	6
TOTAL CRUSTACEOS		12.130	15.197	27.513	25.374	22.238	30.921	24.653	36.159	19.820	28.410
TOTAL ADRA		4.282.658	526.572	2.587.345	465.689	1.461.430	354.331	1.420.282	379.818	2.296.266	355.320

TABLA 1.5. PRINCIPALES ESPECIES SEGÚN PESO (MEDIAS QUINQUENALES PARA PESO Y VALOR)

ESPECIE	FAO	85-89			90-94			95-99		
		PESO MEDIO		VALOR MEDIO	PESO MEDIO		VALOR MEDIO	PESO MEDIO		VALOR MEDIO
		(Kg.)	(% s/ total)	(Miles Ptas.)	(Kg.)	(% s/ total)	(Miles Ptas.)	(Kg.)	(% s/ total)	(Miles Ptas.)
AGUJA	BEN	38.815	0,91%	2.328	67.204	1,80%	5.491	175.607	7,29%	13.526
ALACHA	SAA	62.782	1,47%	2.360	70.956	1,90%	3.289	46.402	1,93%	2.289
BESUGO BLANCO	SBA	51.718	1,21%	7.866	70.701	1,90%	14.554	60.572	2,51%	11.044
BOQUERON	ANE	701.080	16,38%	173.075	11.815	0,32%	3.929	12.732	0,53%	5.189
CABALLAS	MAZ	188.592	4,41%	13.277	400.198	10,73%	15.923	509.746	21,15%	24.878
JURELES	JAX	232.065	5,42%	21.445	623.504	16,72%	67.155	370.157	15,36%	67.821
MELVA	BLT	259.156	6,05%	32.745	29.784	0,80%	4.107	45.066	1,87%	5.741
PECES MARINOS	MZZ	136.302	3,18%	11.728	19.052	0,51%	5.648	28.869	1,20%	11.337
SALMONETES	MUX	112.687	2,63%	30.724	30.863	0,83%	32.233	23.882	0,99%	27.572
SARDINA	PIL	2.098.888	49,03%	101.564	2.055.078	55,12%	170.978	836.852	34,73%	94.825
TOTAL GENERAL		4.281.156	100,00%	492.985	3.728.365	100,00%	455.596	2.409.596	100,00%	416.346

TABLA 1.6. PRINCIPALES ESPECIES SEGÚN VALOR (MEDIAS QUINQUENALES PARA PESO Y VALOR)

ESPECIE	FAO	85-89			90-94			95-99		
		PESO MEDIO	VALOR MEDIO		PESO MEDIO	VALOR MEDIO		PESO MEDIO	VALOR MEDIO	
			(Kg.)	(Miles Ptas.)		(% s/ total)	(Kg.)		(Miles Ptas.)	(% s/ total)
BESUGO BLANCO	SBA	51.718	7.866	1,60%	70.701	14.554	3,19%	60.572	11.044	2,65%
BOQUERON	ANE	701.080	173.075	35,11%	11.815	3.929	0,86%	12.732	5.189	1,25%
CABALLAS	MAZ	188.592	13.277	2,69%	400.198	15.923	3,49%	509.746	24.878	5,98%
JURELES	JAX	232.065	21.445	4,35%	623.504	67.155	14,74%	370.157	67.821	16,29%
MELVA	BLT	259.156	32.745	6,64%	29.784	4.107	0,90%	45.066	5.741	1,38%
MERLUZA	HKE	28.255	17.660	3,58%	14.214	14.738	3,23%	13.595	14.342	3,44%
PECES MARINOS	MZZ	136.302	11.728	2,38%	19.052	5.648	1,24%	28.869	11.337	2,72%
PULPO	OCC	28.720	5.319	1,08%	54.324	12.541	2,75%	37.216	16.099	3,87%
SALMONETES	MUX	112.687	30.724	6,23%	30.863	32.233	7,07%	23.882	27.572	6,62%
SARDINA	PIL	2.098.888	101.564	20,60%	2.055.078	170.978	37,53%	836.852	94.825	22,78%
TOTAL GENERAL		4.281.156	492.985	100,00%	3.728.365	455.596	100,00%	2.409.596	416.346	100,00%

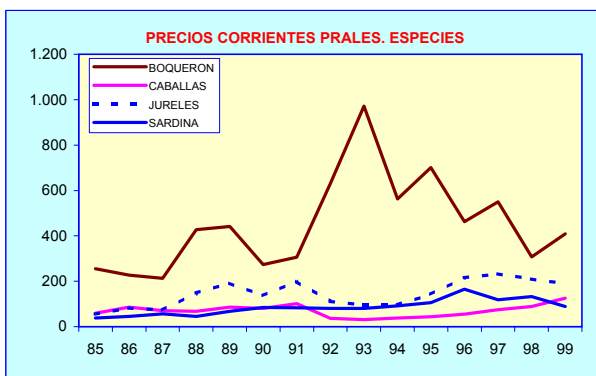
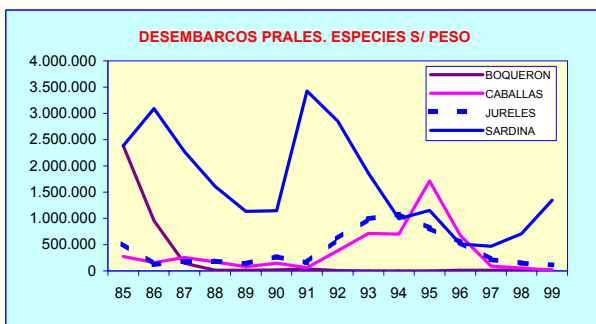


TABLA 1.8. ESTRUCTURA DE LA FLOTA POR MODALIDADES (1989, 1999 Y VARIACIÓN)

VARIABLES	ARRASTRE			CERCO			OTRAS MODALIDADES			TODAS LAS MODALIDADES		
	1989	1999	VARIAC. (%)	1989	1999	VARIAC. (%)	1989	1999	VARIAC. (%)	1989	1999	VARIAC. (%)
Nº DE BARCOS	10	10	0,00	23	21	-9,52	32	31	-3,13	65	62	-4,62
ARQUEO (TRB)	570	605	6,06	632	604	-4,77	128	66	-48,65	1.331	1.274	-4,24
POTENCIA (CV)	3.047	2.927	-3,94	5.188	4.940	-5,02	1.133	749	-33,89	9.368	8.616	-8,03
TRIP. (Nº)	92	95	3,26	270	258	-4,65	81	61	-24,69	443	414	-6,55

TABLA 1.9. INDICE DE PRECIOS PERCIBIDOS (IPP), SEGÚN MODALIDAD Y TOTAL

AÑO	INDICE DE PRECIOS PERCIBIDOS				PRECIOS CONSTANTES (BASE 1992)			
	PECES	MOLUSCOS	CRUSTACEOS	TOTAL	PECES	MOLUSCOS	CRUSTACEOS	TOTAL
1985	49,45	84,49	33,88	50,65	52,54	308,17	490,25	59,47
1986	65,59	100,39	36,39	66,25	69,68	366,16	526,57	77,78
1987	70,62	89,55	45,62	70,62	75,02	326,63	660,15	82,92
1988	74,18	62,30	48,43	72,58	78,81	227,23	700,84	85,22
1989	98,10	74,15	56,74	95,28	104,22	270,46	821,16	111,86
1990	106,72	95,50	72,54	104,83	113,38	348,30	1.049,69	123,08
1991	118,90	108,58	84,60	117,05	126,32	396,03	1.224,28	137,43
1992	100,00	100,00	100,00	100,00	106,24	364,73	1.447,10	117,41
1993	99,15	112,20	92,41	99,56	105,33	409,22	1.337,30	116,89
1994	105,52	139,86	110,89	107,49	112,10	510,11	1.604,75	126,20
1995	124,92	190,63	107,97	127,63	132,71	695,26	1.562,39	149,85
1996	172,69	165,77	71,48	168,43	183,47	604,59	1.034,37	197,76
1997	148,77	178,34	80,10	147,63	158,05	650,47	1.159,16	173,33
1998	159,20	191,90	77,43	157,72	169,13	699,91	1.120,55	185,17
1999	128,90	153,37	81,12	128,31	136,94	559,37	1.173,96	150,65

