

TABLA 1.1. RESUMEN TOTAL ANUAL

AÑO	PESO (Tm.)	VALOR (Miles Ptas.)	PRECIO MEDIO (Ptas.)
1985	10.656,99	2.121.545	199
1986	8.822,25	2.139.373	242
1987	8.273,65	2.482.376	300
1988	6.019,48	2.517.608	418
1989	4.265,49	2.309.840	542
1990	5.853,79	3.290.375	562
1991	10.453,76	4.446.761	425
1992	8.302,05	4.258.536	513
1993	8.242,12	3.311.821	402
1994	10.955,84	3.907.674	357
1995	7.455,55	2.530.027	339
1996	5.557,64	2.389.042	430
1997	2.065,62	1.150.889	557
1998	2.884,65	1.534.616	532
1999	2.814,17	1.471.183	523

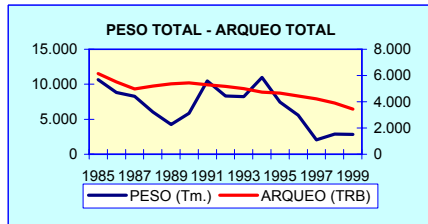
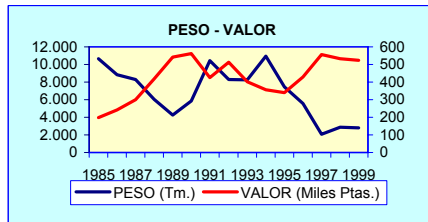


TABLA 1.2. RESUMEN POR CATEGORÍAS (PECES, MOLUSCOS, CRUSTACEOS)

AÑO	PECES			MOLUSCOS			CRUSTACEOS		
	PESO (Tm.)	VALOR (Miles Ptas.)	PRECIO (Ptas./ Kg.)	PESO (Tm.)	VALOR (Miles Ptas.)	PRECIO (Ptas./ Kg.)	PESO (Tm.)	VALOR (Miles Ptas.)	PRECIO (Ptas./ Kg.)
1985	9.502,35	1.486.981	156	579,91	155.187	268	574,73	479.376	834
1986	7.735,07	1.424.539	184	574,33	221.676	386	512,84	493.159	962
1987	7.082,87	1.547.204	218	502,78	182.857	364	688,00	752.315	1.093
1988	4.890,94	1.475.915	302	498,87	235.717	473	629,68	805.976	1.280
1989	3.299,60	1.260.274	382	429,33	230.189	536	536,56	819.377	1.527
1990	4.539,59	1.696.062	374	511,48	280.348	548	802,73	1.313.965	1.637
1991	9.215,57	2.695.215	292	461,50	229.397	497	776,70	1.522.149	1.960
1992	6.991,10	2.687.629	384	756,51	249.453	330	554,43	1.321.453	2.383
1993	7.659,23	2.430.928	317	300,62	110.633	368	282,27	770.260	2.729
1994	9.952,79	2.817.275	283	552,95	210.330	380	450,10	880.069	1.955
1995	7.028,65	2.066.763	294	247,53	98.492	398	179,38	364.772	2.034
1996	4.947,73	1.447.928	293	223,11	86.908	390	386,81	854.206	2.208
1997	1.676,20	560.377	334	109,96	72.850	663	279,47	517.662	1.852
1998	2.337,72	501.858	215	109,08	47.408	435	437,85	985.350	2.250
1999	2.206,27	456.286	207	186,08	77.623	417	421,82	937.274	2.222

TABLA 1.3. EVOLUCIÓN DE LA FLOTA OPERATIVA

AÑO	DOTADAS DE MOTOR				NO DOTADAS DE MOTOR				TOTAL			
	BARCOS (Nº)	ARQUEO TRB	POTENCIA CV	TRIP	BARCOS (Nº)	ARQUEO TRB	POTENCIA CV	TRIP	BARCOS (Nº)	ARQUEO TRB	POTENCIA CV	TRIP
1985	183	6.144	31.873	1.723	12	14	0	17	195	6.158	31.873	1.740
1986	178	5.492	30.723	1.630	12	14	0	17	190	5.506	30.723	1.647
1987	135	4.968	27.463	1.355	12	14	0	17	147	4.982	27.463	1.372
1988	141	5.182	29.163	1.408	12	14	0	17	153	5.195	29.163	1.425
1989	145	5.354	30.241	1.441	12	14	0	17	157	5.368	30.241	1.458
1990	147	5.418	30.992	1.445	12	14	0	17	159	5.431	30.992	1.462
1991	145	5.279	30.349	1.382	12	14	0	17	157	5.292	30.349	1.399
1992	139	5.150	29.214	1.342	12	14	0	17	151	5.164	29.214	1.359
1993	137	4.979	28.554	1.297	12	14	0	17	149	4.993	28.554	1.314
1994	134	4.727	27.538	1.241	12	14	0	17	146	4.740	27.538	1.258
1995	134	4.660	27.618	1.220	11	10	0	15	145	4.669	27.618	1.235
1996	132	4.419	26.385	1.190	11	10	0	15	143	4.428	26.385	1.205
1997	131	4.220	25.386	1.160	11	10	0	15	142	4.229	25.386	1.175
1998	126	3.887	23.737	1.090	11	10	0	15	137	3.897	23.737	1.105
1999	117	3.425	21.539	973	11	10	0	15	128	3.435	21.539	988

TABLA 1.4. DATOS POR ESPECIES. AÑOS 1985-1989

ESPECIE	FAO	1985		1986		1987		1988		1989	
		PESO (Kg.)	VALOR (Miles Ptas.)	PESO (Kg.)	VALOR (Miles Ptas.)	PESO (Kg.)	VALOR (Miles Ptas.)	PESO (Kg.)	VALOR (Miles Ptas.)	PESO (Kg.)	VALOR (Miles Ptas.)
AGUJA	BEN	53.575	23.608	83.430	36.862	64.475	28.969	111.225	61.254	55.853	45.895
ALACHA	SAA	359.075	13.566	494.516	14.377	181.650	5.291	173.300	4.082	228.325	9.282
BESUGO BLANCO	SBA	480.825	139.372	268.561	99.442	210.125	74.963	202.075	86.239	100.339	59.423
PINTARROJAS	SCB										
ARAÑAS	WEX										
ATUN BLANCO	ALB							5.925	3.377		
ATUN	BFT	12.183	6.296	39.976	16.120	29.425	14.836	68.759	37.206	44.920	62.504
BACALADILLA	WHB	888.185	114.110	495.985	100.130	920.050	161.384	499.200	120.583	169.275	40.182
VORAZ-BESUGO	SBR										
BOGA	BOG	669.075	16.555	707.275	17.055	654.000	8.951	379.525	5.294	225.416	3.075
BONITO	BON	150.595	46.094	76.666	24.773	96.041	35.857	32.675	15.202	3.540	2.112
BOQUERON	ANE	792.800	180.238	488.675	150.070	225.825	80.910	35.100	14.487	54.680	26.958
BRECA	PAC	4.925	1.478	7.450	2.746	7.700	2.983	7.375	3.857	16.211	13.420
BROTOLAS	FOX	133.880	33.159	66.570	19.309	105.000	33.484	41.250	14.857	29.200	14.486
CABALLAS	MAZ	610.810	80.959	418.555	61.550	1.064.175	180.840	296.050	73.164	93.450	36.421
CACHUCHO	DEL										
CAZON	GAG										
CHERNA	WRF	3.320	1.461	4.500	2.382	7.000	3.826	1.750	1.025	875	963
CHUCHOS	SRX										
CARAMEL-CHUCLAS	PIC										
CONGRIO	COE										
CORVINA	MGR										
DORADA	SBG										
ESCUALOS DIVERSOS	SKH	47.265	11.297	81.200	17.415	94.475	30.024	77.075	27.417	72.625	30.370
ESPETON	BAR										
FALSO ABADEJO	GPX										
FANECA	BIB										
GALLINETA	BRF										
GAMBA	DPS										
HERRERA	SSB										
JAPUTA	POA										
JURELES	JAX	773.570	99.944	392.920	81.504	484.575	127.032	403.975	124.314	150.225	51.531
LANGOSTAS	CRW										
LENGUADOS	SOX	6.397	2.942	4.332	2.512	7.870	3.941	6.300	4.034	4.900	4.513
LUBINA	BSS										
PECES LOBO	GRV										
MARRAJO-TINTORERA	SMA,BSH										
MELVA	BLT	248.488	48.141	505.525	93.522	348.675	99.727	202.850	80.323	88.925	24.661
MERLUZA	HKE	222.748	89.373	167.684	97.952	150.789	72.207	166.073	100.328	154.044	114.606
MERO	GPD	1.000	582	2.775	1.779	2.650	1.556	3.500	2.117	350	280
MORENA	MUI										
LISAS	MUL										
OBLADA	SBS										
PALOMETA	POP										
PECES MARINOS	MZZ	1.087.756	234.538	970.796	266.849	1.134.158	360.435	1.103.428	482.092	922.674	491.521
PEZ SABLE	SFS										
PEZ LIMON	AMB										
PEZ DE SAN PEDRO	JOD	114.120	32.820	11.750	3.798	12.975	4.802	7.960	3.369	11.200	5.619
PEZ ESPADA	SWO										
RAPES	MNZ	160.640	49.422	194.400	70.501	166.600	60.846	95.195	40.936	135.250	66.266
RASCACIOS	SCS										
RAYAS	SRX										
RAYAS-MANTAS	BAI	234.330	46.959	193.700	42.402	187.590	51.426	129.420	44.113	64.575	24.758
RODABALLOS	LEF										
RUBIOS	GUX										
SALEMA	SLM										
SALMONETES	MUX	150.265	66.279	128.355	68.626	79.301	42.602	96.532	68.310	86.894	69.265
DENTONES-PARGO	DEX,RPG			1.150	668						
SARDINA	PIL	2.296.520	147.789	1.928.325	132.195	847.750	60.311	744.425	57.937	575.675	58.096
SARGOS	SWA										
SERRANO	BAS										
TEMBLADERA	TOE										
TOTAL PECES		9.502.347	1.486.981	7.735.071	1.424.539	7.082.874	1.547.204	4.890.942	1.475.915	3.299.596	1.260.274
ALMEJA FINA	CTG	1.670	1.002								
CALAMARES	SQC	51.445	25.478	152.093	84.685	147.959	78.918	170.030	117.083	117.352	93.501
CHIRLA	SVE	30.088	10.533	68.193	28.457	24.875	10.010	44.333	24.402	124.051	56.154
CHOCO	CTC										
CHOPOS-CHOPITOS	CTL	62.883	19.024	49.377	20.537	28.112	12.792	26.339	13.041	24.581	15.363
CONCHA FINA	CLV										
COQUINAS	DON										
CARACOLAS	GAS										
MEJILLON	MSX										
POTAS	OMZ										
PULPO	OCC	433.826	99.150	304.669	87.996	301.829	81.138	258.165	81.191	163.350	65.170
TOTAL MOLUSCOS		579.912	155.187	574.332	221.676	502.775	182.857	498.867	235.717	429.334	230.189
BOGAVANTE	LBE										
CAMARONES	PAL	99.300	52.934	91.775	57.016	90.250	63.858	123.100	117.320	85.725	87.533
CARABINERO	SSH	34.280	25.505	89.175	83.249	152.875	166.868	178.000	214.854	74.905	101.375
CIGALA	NEP	137.210	132.136	144.400	165.354	179.500	224.188	141.250	222.586	156.800	286.984
CRUSTACEOS MARINOS	CRU										
GALERA	MTS										
GAMBA	DPS	287.740	247.797	175.425	172.134	259.900	289.774	177.675	234.285	213.100	332.229
GAMBA ROJA	ARA										
LANGOSTAS	CRW	15.375	20.026	10.044	12.739	5.475	7.628	9.650	16.931		
LANGOSTINO	TGS	825	978	2.025	2.669					6.025	11.258
PERCEBE	PCB										
SASTRE	LOQ										
TOTAL CRUSTACEOS		574.730	479.376	512.844	493.159	688.000	752.315	629.675	805.976	536.555	819.377
TOTAL ALMERIA		10.656.989	2.121.545	8.822.247	2.139.373	8.273.649	2.482.376	6.019.484	2.517.608	4.265.485	2.309.840

TABLA 1.4. DATOS POR ESPECIES. AÑOS 1990-1994

ESPECIE	FAO	1990		1991		1992		1993		1994	
		PESO (Kg.)	VALOR (Miles Ptas.)	PESO (Kg.)	VALOR (Miles Ptas.)	PESO (Kg.)	VALOR (Miles Ptas.)	PESO (Kg.)	VALOR (Miles Ptas.)	PESO (Kg.)	VALOR (Miles Ptas.)
AGUJA	BEN	109.120	98.562	12.040	10.234						
ALACHA	SAA	247.230	13.553	315.706	17.483	327.532	16.507	346.644	19.977	435.167	23.937
BESUGO BLANCO	SBA	89.926	56.504	116.476	76.325	252.464	122.874	284.882	161.616	367.589	203.737
PINTARROJAS	SCL										
ARAÑAS	WEX										
ATUN BLANCO	ALB	74.800	48.620			74.400	48.620				
ATUN	BFT	75.063	50.972	27.207	12.178						
BACALADILLA	WHB	114.465	52.990	191.784	70.697	88.406	21.821	88.016	24.473	113.560	30.695
VORAZ-BESUGO	SBR										
BOGA	BOG	218.600	2.793	449.123	6.318	503.953	21.308	579.024	27.616	747.142	38.255
BONITO	BON	4.160	3.635	2.698	720	814	196				
BOQUERON	ANE	9.350	4.308	27.038	17.206	515.163	267.463	629.978	399.691	812.890	423.099
BRECA	PAC	2.258	2.810	298	363	177	203				
BROTOLAS	FOX	91.980	50.282	131.665	72.496	443.036	168.246	514.175	223.129	625.886	265.377
CABALLAS	MAZ	156.747	52.698	100.517	26.213	39.987	6.731	27.034	3.395	34.863	3.829
CACHUCHO	DEL										
CAZON	GAG										
CHERNA	WRF	2.250	2.238	10.046	14.096	120	108				
CHUCHOS	SRX										
CARAMEL-CHUCLAS	PIC										
CONGRIO	COE	23.650	7.710	57.000	21.778						
CORVINA	MGR										
DORADA	SBG	125	249	40	60	43	95				
ESCUALOS DIVERSOS	SKH	123.310	52.306	220.050	106.140	364.769	95.551	376.217	122.822	549.884	180.954
ESPETON	BAR										
FALSO ABADEJO	GPX	162	267	21	32	1.200	204				
FANECA	BIB										
GALLINETA	BRF										
GAMBA	DPS										
HERRERA	SSB										
JAPUTA	POA										
JURELES	JAX	253.300	78.816	504.945	146.500	275.813	52.707	299.566	66.242	386.520	66.674
LANGOSTAS	CRW										
LENGUADOS	SOX	2.438	502	8.955	12.147	3.392	1.078	1.414	935	1.987	1.363
LUBINA	BSS										
PECES LOBO	GRV			13.000	11.700						
MARRAJO-TINTORERA	SMA,BSH										
MELVA	BLT	137.453	45.626	101.789	16.874	298	69				
MERLUZA	HKE	135.186	117.209	118.095	104.687	152.804	151.319	138.564	159.035	194.252	184.465
MERO	GPD	672	1.060	6.050	9.415	322	605				
MORENA	MUI										
LISAS	MUL										
OBLADA	SBS										
PALOMETA	POP										
PECES MARINOS	MZZ	816.533	501.135	1.541.409	1.082.125	2.005.151	1.354.056	2.360.251	816.778	3.084.988	913.895
PEZ SABLE	SFS										
PEZ LIMON	AMB										
PEZ DE SAN PEDRO	JOD	1.350	749	1.980	1.377	40	29				
PEZ ESPADA	SWO			90.097	85.724	2.250	1.845				
RAPEZ	MNZ	180.450	128.891	129.670	121.063	185.772	150.496	195.328	180.162	252.033	226.107
RASCACIOS	SCS	13.275	3.866	28.500	8.285						
RAYAS	SRX										
RAYAS-MANTAS	BAI	146.280	70.858	230.048	103.102	30.809	9.571				
RODABALLOS	LEF										
RUBIOS	GUX										
SALEMA	SLM										
SALMONETES	MUX	79.333	80.740	67.580	66.677	40.642	36.253	43.239	38.750	55.782	50.561
DENTONES-PARGO	DEX,RPG	3.086	5.900	4.180	4.725	1.200	2.789				
SARDINA	PIL	1.427.033	160.217	4.707.561	468.474	1.680.546	156.884	1.774.902	186.308	2.290.245	204.326
SARGOS	SWA										
SERRANO	BAS										
TEMBLADERA	TOE										
TOTAL PECES		4.539.585	1.696.062	9.215.568	2.695.215	6.991.103	2.687.629	7.659.234	2.430.928	9.952.788	2.817.275
ALMEJA FINA	CTG	220	66								
CALAMARES	SQC	60.897	60.281	74.816	72.832	156.995	95.446	70.887	53.981	132.265	107.187
CHIRLA	SVE	260.692	122.333	156.431	67.970	91.104	45.552				
CHOCO	CTC										
CHOPPOS-CHOPITOS	CTL	52.791	38.368	25.062	20.449	71.159	32.487	22.217	9.793	39.975	16.965
CONCHA FINA	CLV										
COQUINAS	DON										
CARACOLAS	GAS										
MEJILLON	MSX										
POTAS	OMZ										
PULPO	OCC	136.877	59.301	205.186	68.146	437.256	75.969	207.513	46.859	380.707	86.178
TOTAL MOLUSCOS		511.477	280.348	461.495	229.397	756.514	249.453	300.617	110.633	552.947	210.330
BOGAVANTE	LBE										
CAMARONES	PAL	75.150	80.451	69.070	96.068	30.416	67.230	14.884	37.622	23.308	61.293
CARABINERO	SSH	184.130	282.960	323.150	685.879	252.840	609.326	203.011	543.508	325.936	574.832
CIGALA	NEP	218.575	397.490	142.045	308.299	64.825	183.427	27.751	95.929	43.475	108.107
CRUSTACEOS MARINOS	CRU					109.405	248.505				
GALERA	MTS										
GAMBA	DPS	305.275	520.754	229.000	406.000	95.792	211.051	36.625	93.200	57.385	135.837
GAMBA ROJA	ARA										
LANGOSTAS	CRW	15.725	25.215	12.550	22.895	550	715				
LANGOSTINO	TGS	3.875	7.095	885	3.009	600	1.200				
PERCEBE	PCB										
SASTRE	LOQ										
TOTAL CRUSTACEOS		802.730	1.313.965	776.700	1.522.149	554.428	1.321.453	282.271	770.260	450.104	880.069
TOTAL ALMERIA		5.853.792	3.290.375	10.453.763	4.446.761	8.302.045	4.258.536	8.242.122	3.311.821	10.955.839	3.907.674

TABLA 1.4. DATOS POR ESPECIES. AÑOS 1995-1999

ESPECIE	FAO	1995		1996		1997		1998		1999	
		PESO (Kg.)	VALOR (Miles Ptas.)	PESO (Kg.)	VALOR (Miles Ptas.)	PESO (Kg.)	VALOR (Miles Ptas.)	PESO (Kg.)	VALOR (Miles Ptas.)	PESO (Kg.)	VALOR (Miles Ptas.)
AGUJA	BEN					55.683	4.646	5.864	1.138	216.576	7.723
ALACHA	SAA	314.938	17.322	221.433	12.179	39.475	1.510	918	47	245.411	10.072
BESUGO BLANCO	SBA	257.825	141.804	181.979	97.918	62.534	16.589	83.793	15.589	49.805	9.945
PINTARROJAS	SCL					27.152	7.034	12.565	2.016	14.043	2.602
ARAÑAS	WEX					2.735	706	7.044	1.818	13.416	2.570
ATUN BLANCO	ALB										
ATUN	BFT					1.516	930	3.512	1.275	837	958
BACALADILLA	WHB	79.956	21.588	56.218	15.179	21.058	6.198	78.285	27.224	55.655	9.649
VORAZ-BESUGO	SBR					33.345	16.861				
BOGA	BOG	526.075	29.419	369.882	18.494	65.283	4.535	120.687	10.473	104.253	12.015
BONITO	BON					13.601	5.520	13.727	3.761	5.606	1.841
BOQUERON	ANE	572.368	327.484	402.426	230.945	45.497	22.558	48.190	12.390	37.219	10.644
BRECA	PAC					6.451	4.968	5.517	4.262	7.662	3.787
BROTOLAS	FOX	467.152	200.858	328.450	141.234	67.462	33.504	58.954	34.999	58.508	32.822
CABALLAS	MAZ	24.544	2.847	17.263	2.060	158.131	12.582	183.308	11.395	27.834	5.092
CACHUCHO	DEL					705	71				
CAZON	GAG							390	517	573	472
CHERNA	WRF					1.678	1.932	2.905	3.432	1.776	2.751
CHUCHOS	SRX					16	1				
CARAMEL-CHUCLAS	PIC					510	64	3.831	579	8.859	832
CONGRIO	COE					4.429	536	3.338	459	1.955	291
CORVINA	MGR					332	115				
DORADA	SBG					1.068	1.317	6.530	824	3.725	501
ESCUALOS DIVERSOS	SKH	387.187	135.515	272.232	93.159	32.402	9.638	2	16	1	6
ESPETON	BAR					2.696	405	9.956	1.043	2.522	292
FALSO ABADEJO	GPX							234.073	24.668		
FANECA	BIB					48	13	30	6		
GALLINETA	BRF					19.687	10.601	20.268	10.430	18.937	11.623
GAMBA	DPS					39.170	111.990				
HERRERA	SSB					1.428	520	750	322	450	217
JAPUTA	POA					118	65	1	1	270	71
JURELES	JAX	272.153	44.614	191.351	39.737	210.683	41.447	285.847	54.185	301.785	56.329
LANGOSTAS	CRW					2.628	4.770				
LENGUADOS	SOX	10.694	7.721	11.001	7.357	1.173	989	615	469	3.313	1.593
LUBINA	BSS					157	210				
PECES LOBO	GRV										
MARRAJO-TINTORERA	SMA,BSH					3.633	6.844	6.912	5.281	702	1.251
MELVA	BLT					16.938	3.672	186.735	24.119	375.289	39.373
MERLUZA	HKE	136.775	130.434	96.165	87.995	56.121	30.064	103.429	82.759	83.064	68.672
MERO	GPD					1.707	2.648	107	179	280	378
MORENA	MUI									15	5
LISAS	MUL					4.180	609			585	82
OBLADA	SBS					7.015	836				
PALOMETAS	POP					332	50	615	199		
PECES MARINOS	MZZ	2.149.649	646.561	1.513.125	441.588	409.449	89.539	75.446	22.170	68.911	20.644
PEZ SABLE	SFS					9.792	2.195	1.062	91	3.465	502
PEZ LIMON	AMB					7.052	4.951	485.732	18.462	3.204	3.021
PEZ DE SAN PEDRO	JOD					1.535	1.572	2.124	3.281	2.493	3.429
PEZ ESPADA	SWO					18.443	19.372	5.757	7.724	6.759	7.808
RAPES	MNZ	177.458	161.715	124.768	114.879	40.107	26.447	44.392	51.026	34.075	40.285
RASCACIOS	SCS					180	56	90	16	144	31
RAYAS	SRX					7.210	1.801	16.249	3.955	7.206	1.810
RAYAS-MANTAS	BAI										
RODABALLOS	LEF					696	1.094	30	58	51	31
RUBIOS	GUX					3.714	1.777	3.048	1.486	4.542	1.457
SALEMA	SLM					18.249	952	6.507	301	7.020	478
SALMONETES	MUX	39.276	36.458	27.612	25.679	20.133	16.201	35.815	31.338	44.729	35.025
DENTONES-PARGO	DEX,RPG					10.452	10.148	5.601	5.681	7.604	7.999
SARDINA	PIL	1.612.600	162.422	1.133.822	119.525	117.997	15.611	156.120	16.461	367.411	36.381
SARGOS	SWA					2.394	1.107	1.605	440	1.140	550
SERRANO	BAS							9.444	3.493	6.588	2.373
TEMBLADERA	TOE					15	7				
TOTAL PECES		7.028.650	2.066.763	4.947.727	1.447.928	1.676.195	560.377	2.337.718	501.858	2.206.267	456.286
ALMEJA FINA	CTG										
CALAMARES	SQC	56.561	46.604	53.366	43.760	37.174	44.077	4.206	4.473	22.968	22.414
CHIRLA	SVE					173	262				
CHOCO	CTC					1.349	1.352	5.700	4.233		
CHOPPOS-CHOPITOS	CTL	28.156	11.838	16.127	6.773	7.907	5.352	2.588	2.592	17.985	12.209
CONCHA FINA	CLV					297	287				
COQUINAS	DON					10	53				
CARACOLAS	GAS					1.744	155	315	47	570	92
MEJILLON	MSX					99	79				
POTAS	OMZ					14.672	5.831	24.727	9.655	43.542	12.779
PULPO	OCC	162.809	40.049	153.617	36.375	46.532	15.402	71.548	26.408	101.018	30.129
TOTAL MOLUSCOS		247.526	98.492	223.110	86.908	109.957	72.850	109.084	47.408	186.083	77.623
BOGAVANTE	LBE					1	3				
CAMARONES	PAL	9.287	25.075	20.030	52.848	59.170	54.195	86.311	105.027	95.352	152.112
CARABINERO	SSH	129.906	232.973	280.108	566.589	29.947	59.653	870	2.395	520	587
CIGALA	NEP	17.324	47.996	37.358	104.098	22.779	61.771	35.301	86.878	28.619	73.674
CRUSTACEOS MARINOS	CRU					11.311	1.155	4.059	407	1.826	199
GALERA	MTS							60	58	45	13
GAMBA	DPS	22.858	58.729	49.309	130.672	149.792	329.593	295.768	762.279	169.008	264.205
GAMBA ROJA	ARA									117.753	430.884
LANGOSTAS	CRW					6.356	11.229	15.482	28.306	8.698	15.581
LANGOSTINO	TGS					80	50				
PERCEBE	PCB					30	12				
SASTRE	LOQ									2	20
TOTAL CRUSTACEOS		179.375	364.772	386.805	854.206	279.466	517.662	437.851	985.350	421.822	937.274
TOTAL ALMERIA		7.455.551	2.530.027	5.557.642	2.389.042	2.065.618	1.150.889	2.884.653	1.534.616	2.814.172	1.471.183

TABLA 1.5. PRINCIPALES ESPECIES SEGÚN PESO (MEDIAS QUINQUENALES PARA PESO Y VALOR)

ESPECIE	FAO	85-89			90-94			95-99		
		PESO MEDIO		VALOR MEDIO	PESO MEDIO		VALOR MEDIO	PESO MEDIO		VALOR MEDIO
		(Kg.)	(% s/ total)	(Miles Ptas.)	(Kg.)	(% s/ total)	(Miles Ptas.)	(Kg.)	(% s/ total)	(Miles Ptas.)
ALACHA	SAA	287.373	3,78%	9.319	334.456	3,82%	18.291	164.435	3,96%	8.226
BACALADILLA	WHB	594.472	7,81%	106.993	118.486	1,35%	39.755	58.234	1,40%	15.968
BOGA	BOG	527.058	6,93%	10.186	499.568	5,70%	19.258	237.236	5,71%	14.987
BOQUERON	ANE	319.416	4,20%	90.533	398.884	4,55%	222.353	221.140	5,32%	120.805
BROTOLAS	FOX	75.180	0,99%	23.059	361.348	4,12%	155.906	196.105	4,72%	88.683
CABALLAS	MAZ	498.643	6,55%	87.401	71.830	0,82%	18.573	82.216	1,98%	6.795
JURELES	JAX	441.053	5,80%	96.865	344.029	3,93%	82.188	252.364	6,07%	47.263
PECES MARINOS	MZZ	1.043.762	13,72%	367.087	1.961.666	22,39%	933.598	843.316	20,29%	244.100
PULPO	OCC	292.368	3,84%	82.929	273.508	3,12%	67.291	107.105	2,58%	29.673
SARDINA	PIL	1.278.539	16,81%	91.266	2.376.057	27,12%	235.242	677.590	16,31%	70.080
TOTAL GENERAL		7.607.504	100,00%	2.313.863	8.760.752	100,00%	3.842.653	4.155.527	100,00%	1.815.151

TABLA 1.6. PRINCIPALES ESPECIES SEGÚN VALOR (MEDIAS QUINQUENALES PARA PESO Y VALOR)

ESPECIE	FAO	85-89			90-94			95-99		
		PESO MEDIO	VALOR MEDIO		PESO MEDIO	VALOR MEDIO		PESO MEDIO	VALOR MEDIO	
			(Kg.)	(Miles Ptas.)		(% s/ total)	(Kg.)		(Miles Ptas.)	(% s/ total)
BESUGO BLANCO	SBA	252.385	91.888	3,97%	222.267	124.211	3,23%	127.187	56.369	3,11%
BOQUERON	ANE	319.416	90.533	3,91%	398.884	222.353	5,79%	221.140	120.805	6,66%
BROTOLAS	FOX	75.180	23.059	1,00%	361.348	155.906	4,06%	196.105	88.683	4,89%
CARABINERO	CTC	105.847	118.370	5,12%	257.813	539.301	14,03%	88.270	172.439	9,50%
CIGALA	NEP	151.832	206.250	8,91%	99.334	218.650	5,69%	28.276	74.883	4,13%
GAMBA	DPS	222.768	255.244	11,03%	144.815	273.368	7,11%	145.181	331.494	18,26%
MERLUZA	HKE	172.268	94.893	4,10%	147.780	143.343	3,73%	95.111	79.985	4,41%
PECES MARINOS	MZZ	1.043.762	367.087	15,86%	1.961.666	933.598	24,30%	843.316	244.100	13,45%
RAPES	MNZ	150.417	57.594	2,49%	188.651	161.344	4,20%	84.160	78.870	4,35%
SARDINA	PIL	1.278.539	91.266	3,94%	2.376.057	235.242	6,12%	677.590	70.080	3,86%
TOTAL GENERAL		7.607.504	2.313.863	100,00%	8.760.752	3.842.653	100,00%	4.155.527	1.815.151	100,00%

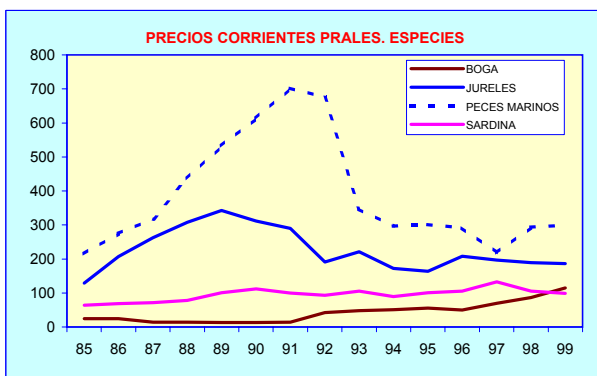
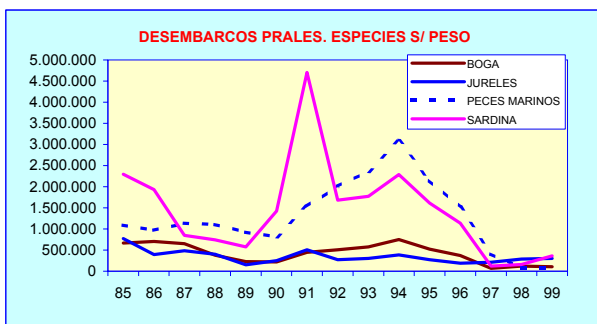


TABLA 1.7. ESTRUCTURA DE LA FLOTA POR MODALIDADES (1989, 1999 Y VARIACIÓN)

VARIABLES	ARRASTRE			CERCO			OTRAS MODALIDADES			TODAS LAS MODALIDADES		
	1989	1999	VARIAC. (%)	1989	1999	VARIAC. (%)	1989	1999	VARIAC. (%)	1989	1999	VARIAC. (%)
Nº DE BARCOS	87	58	-33,33	27	26	-3,85	43	44	2,33	157	128	-18,47
ARQUEO (TRB)	4.620	2.736	-40,78	625	566	-10,39	122	132	7,90	5.368	3.434	-36,02
POTENCIA (CV)	23.791	15.299	-35,69	5.233	4.888	-7,06	1.217	1.352	11,09	30.241	21.539	-28,78
TRIP. (Nº)	818	518	-36,67	242	225	-7,56	94	96	2,13	1.154	839	-27,30

TABLA 1.8. INDICE DE PRECIOS PERCIBIDOS (IPP), SEGÚN MODALIDAD Y TOTAL

AÑO	INDICE DE PRECIOS PERCIBIDOS				PRECIOS CONSTANTES (BASE 1992)			
	PECES	MOLUSCOS	CRUSTACEOS	TOTAL	PECES	MOLUSCOS	CRUSTACEOS	TOTAL
1985	43,49	97,70	32,61	43,33	167,18	322,16	777,23	222,28
1986	53,11	119,32	39,51	52,84	204,18	393,46	941,69	271,03
1987	59,56	114,60	45,31	58,52	228,98	377,87	1079,91	300,20
1988	74,51	137,74	52,53	71,78	286,43	454,18	1252,09	368,17
1989	91,92	168,71	59,87	87,13	353,39	556,32	1426,99	446,94
1990	102,15	194,49	65,58	96,93	392,70	641,30	1563,12	497,20
1991	114,30	174,65	83,05	108,87	439,41	575,89	1979,43	558,43
1992	100,00	100,00	100,00	100,00	384,44	329,74	2383,45	512,95
1993	82,78	122,44	114,06	93,46	318,23	403,73	2718,62	479,39
1994	73,63	125,75	85,32	79,57	283,04	414,65	2033,66	408,16
1995	76,20	130,87	89,75	82,79	292,93	431,52	2139,21	424,65
1996	75,79	128,57	95,81	84,06	291,36	423,95	2283,62	431,17
1997	64,16	185,90	86,99	76,81	246,66	612,98	2073,37	394,01
1998	175,92	196,00	108,14	158,33	676,29	646,28	2577,57	812,17
1999	155,40	162,79	61,69	130,02	597,41	536,78	1470,41	666,94

