

TABLA 1.1. RESUMEN TOTAL ANUAL

AÑO	PESO (Tm.)	VALOR (Miles Ptas.)	PRECIO MEDIO (Ptas.)
1985	4.180,06	607.764	145
1986	8.504,96	1.534.188	180
1987	7.579,14	1.660.586	219
1988	5.307,97	1.455.594	274
1989	5.077,85	1.355.357	267
1990	5.934,91	1.053.015	177
1991	7.575,44	1.724.029	228
1992	4.389,13	675.295	154
1993	3.772,75	660.617	175
1994	6.053,82	1.340.121	221
1995	4.625,03	879.991	190
1996	6.914,39	1.651.002	239
1997	10.437,67	2.865.491	275
1998	16.985,60	3.623.782	213
1999	20.644,84	4.394.964	213

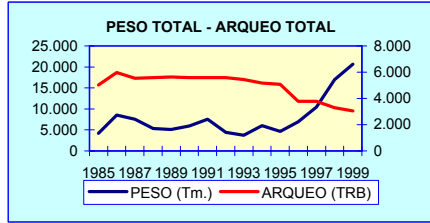
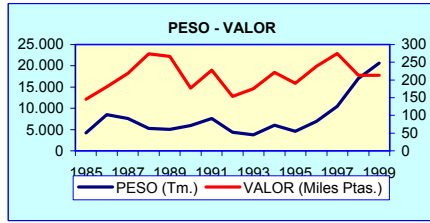


TABLA 1.2. RESUMEN POR CATEGORÍAS (PECES, MOLUSCOS, CRUSTACEOS)

AÑO	PECES			MOLUSCOS			CRUSTACEOS		
	PESO (Tm.)	VALOR (Miles Ptas.)	PRECIO (Ptas./ Kg.)	PESO (Tm.)	VALOR (Miles Ptas.)	PRECIO (Ptas./ Kg.)	PESO (Tm.)	VALOR (Miles Ptas.)	PRECIO (Ptas./ Kg.)
1985	4.075,28	574.031	141	74,74	21.970	294	30,04	11.764	392
1986	8.435,54	1.503.022	178	65,66	28.510	434	3,75	2.655	708
1987	7.429,18	1.599.829	215	148,20	59.397	401	1,76	1.360	774
1988	5.122,46	1.375.380	268	183,43	78.404	427	2,08	1.811	870
1989	4.905,84	1.264.816	258	165,01	85.847	520	7,00	4.695	671
1990	5.798,89	978.427	169	128,77	71.338	554	7,25	3.250	449
1991	7.448,99	1.661.584	223	122,36	58.164	475	4,09	4.281	1.047
1992	4.205,56	586.635	139	179,20	83.403	465	4,38	5.257	1.201
1993	3.600,46	580.293	161	164,21	69.979	426	8,08	10.345	1.281
1994	5.792,52	1.184.527	204	248,64	145.879	587	12,66	9.715	767
1995	4.405,36	716.510	163	212,93	158.272	743	6,74	5.209	773
1996	6.783,96	1.558.481	230	110,81	71.776	648	19,62	20.745	1.057
1997	10.321,77	2.785.074	270	107,66	66.531	618	8,23	13.885	1.687
1998	16.888,45	3.557.306	211	85,68	53.890	629	11,47	12.586	1.097
1999	20.459,53	4.297.030	210	177,66	90.302	508	7,66	7.632	997

TABLA 1.3. EVOLUCIÓN DE LA FLOTA OPERATIVA

AÑO	DOTADAS CON MOTOR				NO DOTADAS CON MOTOR				TOTAL			
	BARCOS (Nº)	ARQUEO TRB	POTENCIA CV	TRIP	BARCOS (Nº)	ARQUEO TRB	POTENCIA CV	TRIP	BARCOS (Nº)	ARQUEO TRB	POTENCIA CV	TRIP
1985	101	5.018	26.770	1.753	1	4	0	4	102	5.022	26.770	1.757
1986	102	5.966	31.416	1.644	1	4	0	4	103	5.971	31.416	1.648
1987	98	5.531	29.831	1.438	1	4	0	4	99	5.535	29.831	1.442
1988	100	5.586	30.212	1.461	1	4	0	4	101	5.590	30.212	1.465
1989	101	5.623	30.487	1.469	0	0	0	0	101	5.623	30.487	1.469
1990	100	5.593	30.292	1.449	0	0	0	0	100	5.593	30.292	1.449
1991	100	5.593	30.292	1.449	0	0	0	0	100	5.593	30.292	1.449
1992	100	5.593	30.300	1.448	0	0	0	0	100	5.593	30.300	1.448
1993	98	5.450	29.315	1.375	0	0	0	0	98	5.450	29.315	1.375
1994	96	5.165	27.729	1.266	0	0	0	0	96	5.165	27.729	1.266
1995	95	5.067	27.164	1.230	0	0	0	0	95	5.067	27.164	1.230
1996	97	3.780	22.965	1.214	0	0	0	0	97	3.780	22.965	1.214
1997	96	3.771	22.910	1.210	0	0	0	0	96	3.771	22.910	1.210
1998	89	3.294	20.053	1.017	0	0	0	0	89	3.294	20.053	1.017
1999	86	3.050	18.743	921	0	0	0	0	86	3.050	18.743	921

PUERTO: BARBATE

TABLA 1.4. DATOS POR ESPECIES. AÑOS 1985-1989

ESPECIE	FAO	1985		1986		1987		1988		1989	
		PESO (Kg.)	VALOR (Miles Ptas.)	PESO (Kg.)	VALOR (Miles Ptas.)	PESO (Kg.)	VALOR (Miles Ptas.)	PESO (Kg.)	VALOR (Miles Ptas.)	PESO (Kg.)	VALOR (Miles Ptas.)
ACEDIA	CET	520	314	116	51	1.066	522	498	330	1.010	457
AGUJA	BEN							690	21		
BESUGO BLANCO	SBA	145.973	30.100	202.800	41.400	169.872	31.349	136.006	23.032	321.644	38.052
ANCHOVA	BLU							6.345	500	27.741	1.724
ATUN	BFT	210	113	15.100	6.100	18.247	5.737	68.702	24.598	50.926	20.572
BACALADILLA	WHB			40	26					650	47
VORAZ-BESUGO	SBR										
BOGA	BOG	34.140	802	22.000	600	28.408	847	21.116	596	21.263	503
BONITO	BON	84.157	31.384	53.000	14.500	58.306	11.472	108.973	22.725	19.736	6.059
BOQUERON	ANE	597.240	159.617	2.798.900	917.300	3.019.432	1.086.979	2.665.294	983.372	1.830.638	799.800
BRECA	PAC	25.555	4.719	16.600	3.400	27.129	6.151	10.670	4.017	25.267	10.292
BROTOLAS	FOX	2.771	1.072	3.100	1.400	5.197	2.752	2.081	1.232	1.586	912
BURRO	GBR										
CABALLAS	MAZ	182.885	8.206	534.200	23.100	350.220	20.218	325.085	24.728	359.993	10.342
CABRILLA	CBR										
CHERNA	WRF										
CHOPA	BRB										
CONGRIO	COE	13.057	2.451	16.700	2.900	9.230	3.174	6.787	2.632	3.368	1.227
CORVINA	MGR	103	43	63	32	276	160	396	297	380	324
DENTONES-HURTA	DEX,REA	436	275								
PARGO-BOCINEGRO	RPG	90.295	40.369	103.800	53.100	98.476	56.192	47.720	31.255	36.621	23.423
DORADA	SBG	1.940	941	7.000	3.700	7.926	4.281	3.749	2.773	6.545	4.332
ESCUALOS DIVERSOS	SKH	123.363	51.335	88.800	40.500	61.291	31.455	51.225	25.937	37.462	22.805
FALSO ABADEJO	GPX										
FANECA	BIB	300	51	500	100	175	26	115	22	75	14
GALLINETA	BRF										
HERRERA	SSB										
HURTA	REA										
JAPUTA	POA										
JURELES	JAX	142.113	10.039	137.500	13.500	67.614	9.093	217.343	19.394	130.842	18.632
LENGUADOS	SOX	39.034	29.213	36.000	27.200	37.702	30.621	31.445	25.698	32.174	26.007
LISTADO	SKJ			26.200	3.100	25	3	97	21	225	41
LUBINA	BSS	1.598	1.145	1.400	800	1.665	1.343	377	283	550	418
MARRAJO-TINTORERA	SMA,BSH										
MELVA	BLT	33.163	4.930	73.400	12.500	86.231	14.191	50.857	6.796	299.452	31.162
MERLUZA	HKE	7.970	2.538	6.125	2.713	9.730	4.769	1.748	980	2.225	1.133
MERO	GPD	3.260	2.720	1.900	1.600	2.546	2.508	3.501	3.733	1.900	2.014
MORENA	MUI										
LISAS	MUL							50	6	58	58
PALOMETA	POP										
PECES MARINOS	MZZ	329.924	61.355	391.900	85.300	262.899	58.298	285.759	61.613	388.612	91.708
PEZ BALLESTA	TRI										
PEZ SABLE	SFS										
PEZ LIMON	AMB										
PEZ DE SAN PEDRO	JOD							154	95	67	42
PEZ ESPADA	SWO	29.891	16.029	29.300	15.900	18.077	12.844	11.655	8.917	30.076	24.456
RAPES	MNZ	4.306	1.824	4.500	2.500	4.988	2.985	5.165	3.645	3.918	2.865
RASCACIOS	SCS							5	5	69	17
RAYAS	RAJ							24.247	3.365	16.764	3.190
RAYAS-MANTAS	BAI	16.295	2.749	11.900	1.600	25.304	2.989	546	102	1.038	79
RODABALLOS	LEF							627	429	619	586
RUBIOS	GUX							345	67	28	5
SALEMA	SLM										
SALMONETES	MUX	16.088	10.963	29.900	21.100	35.495	22.708	27.538	18.458	21.266	15.781
PARGO-SAMA DE PLUMA	DEP										
SARDINA	PIL	2.148.697	98.734	3.822.800	207.000	3.021.656	176.162	1.000.044	70.904	1.224.021	101.817
SARGOS	SWA							5.507	2.802	7.031	3.921
SERRANO	BAS										
TEMBLADERA	TOE										
TOTAL PECES		4.075.284	574.031	8.435.544	1.503.022	7.429.183	1.599.829	5.122.462	1.375.380	4.905.840	1.264.816
ALMEJAS	CLX										
BERBERECHO	COC					52	18				
CALAMARES	SQC	1.319	651	3.400	1.900	6.547	3.724	12.263	6.306	5.015	2.840
CAÑAILLA	MSH	128	49	60	10	107	28	58	29	92	43
CHOCO	CTC	20.993	6.081	15.800	6.600	35.189	15.960	34.513	16.686	39.302	19.156
CHOPOS- CHOPITOS	CTL										
CARACOLAS	GAS							50	2	50	2
MEJILLON	MSX										
NAVAJAS	SOI										
POTAS	OMZ										
PULPO	OCC	52.299	15.189	46.400	20.000	106.306	39.667	136.494	55.379	120.548	63.806
VIEIRA	SCE							50	1		
TOTAL MOLUSCOS		74.739	21.970	65.660	28.510	148.201	59.397	183.428	78.404	165.007	85.847
BOGAVANTE	LBE	547	562	800	772	325	505	258	392	302	409
CAMARONES	PAL										
CANGREJOS DE MAR	CRA	59	17	25	2	226	53	31	9	4	6
CARABINERO	SSH										
CENTOLLA	SCR	385	107	300	93	568	187	430	151	448	232
CIGALA	NEP	125	56	50	12					125	80
CRUSTACEOS MARINOS	CRU										
GALERA	MTS							250	21	25	4
GAMBA	DPS	28.725	10.738	2.300	1.500	405	270	889	988	5.818	3.662
LANGOSTAS	CRW	200	284	200	200	182	270	217	238	161	230
LANGOSTINO	TGS			76	76	50	74	5	13	116	72
TOTAL CRUSTACEOS		30.041	11.764	3.751	2.655	1.756	1.360	2.080	1.811	6.999	4.695
TOTAL BARBATE		4.180.064	607.764	8.504.955	1.534.188	7.579.140	1.660.586	5.307.970	1.455.594	5.077.846	1.355.357

PUERTO: BARBATE

TABLA 1.4. DATOS POR ESPECIES. AÑOS 1990-1994

ESPECIE	FAO	1990		1991		1992		1993		1994	
		PESO (Kg.)	VALOR (Miles Ptas.)	PESO (Kg.)	VALOR (Miles Ptas.)	PESO (Kg.)	VALOR (Miles Ptas.)	PESO (Kg.)	VALOR (Miles Ptas.)	PESO (Kg.)	VALOR (Miles Ptas.)
ACEDIA	CET	560	302	85	46	54	35	26	12	60	28
AGUJA	BEN			277	274	56	3			110	13
BESUGO BLANCO	SBA	238.172	28.010	152.727	19.840	101.856	13.847	283.663	48.119	209.387	46.203
ANCHOVA	BLU	25.948	1.378	2.937	304	2.752	237	2	2		
ATUN	BFT	1.959	1.498	272	117	297	342	25.898	7.254	7.349	5.865
BACALADILLA	WHB			54	9	440	63	549	44	69	10
VORAZ-BESUGO	SBR										
BOGA	BOG	20.244	870	21.376	836	11.209	374	2.968	115	7.264	385
BONITO	BON	7.481	2.051	8.095	1.832	160	58	4.844	613	18.233	1.450
BOQUERON	ANE	1.481.381	483.903	3.252.022	1.165.507	508.098	167.772	375.671	147.574	1.429.115	592.041
BRECA	PAC	38.071	10.507	20.332	7.422	24.938	9.130	29.427	11.054	46.527	16.629
BROTOLAS	FOX	2.389	1.406	1.293	1.214	2.349	1.128	1.886	1.488	4.775	2.949
BURRO	GBR										
CABALLAS	MAZ	446.580	14.715	316.184	13.750	151.632	5.279	83.150	3.197	76.637	3.153
CABRILLA	CBR										
CHERNA	WRF										
CHOPA	BRB										
CONGRIO	COE	2.104	1.229	5.012	3.780	6.693	3.960	12.395	6.487	12.685	5.795
CORVINA	MGR	3.512	502	225	201	120	110	126	85	285	230
DENTONES-HURTA	DEX,REA										
PARGO-BOCINEGRO	RPG	54.883	32.880	33.205	25.366	26.562	20.254	29.837	16.265	44.990	24.029
DORADA	SBG	6.253	4.347	3.971	3.836	1.349	1.259	2.417	1.560	1.570	1.331
ESCUALOS DIVERSOS	SKH	27.663	18.298	49.418	32.394	45.907	20.867	39.254	18.640	33.686	16.286
FALSO ABADEJO	GPX										
FANECA	BIB	155	35	464	130	361	85	620	188	20	7
GALLINETA	BRF			862	404	416	235	1.403	642	2.096	1.001
HERRERA	RSB										
HURTA	REA										
JAPUTA	POA	154	37					246	75	63	24
JURELES	JAX	48.293	5.489	97.040	15.147	397.368	24.697	169.770	14.756	268.268	26.276
LENGUADOS	SOX	26.671	22.910	21.617	19.255	23.468	18.933	24.432	20.153	43.429	36.053
LISTADO	SKJ	865	74	1.035	273	196	18	474	83	400	70
LUBINA	BSS	662	714	860	682	32	36	70	75	522	435
MARRAJO-TINTORERA	SMA,BSH							561	356		
MELVA	BLT	381.846	41.962	20.768	2.729	1.059	121	11.350	2.639	2.024	247
MERLUZA	HKE	1.435	907	6.541	3.695	9.560	5.622	10.141	6.899	17.897	10.977
MERO	GPD	1.522	1.712	2.022	1.776	874	1.136	1.006	1.227	987	1.025
MORENA	MUI										
LISAS	MUL			80	4	80	12	400	42	220	23
PALOMETA	POP										
PECES MARINOS	MZZ	214.318	40.361	252.189	57.968	341.113	67.420	227.328	53.697	69.734	13.226
PEZ BALLESTA	TRI										
PEZ SABLE	SFS										
PEZ LIMON	AMB										
PEZ DE SAN PEDRO	JOD	605	468	166	113	223	137	264	179	1.114	744
PEZ ESPADA	SWO	19.596	17.624	15.398	14.090	30.039	27.386	34.684	30.932	35.611	33.971
RAPES	MNZ	3.299	2.680	5.051	3.704	3.319	3.237	2.975	2.640	6.030	4.478
RASCACIOS	SCS	29	8	30	5	7	3	3	2	4	2
RAYAS	RAJ	17.132	3.194	15.982	3.705	12.154	2.861	14.570	3.197	29.642	6.594
RAYAS-MANTAS	BAI	500	83	931	135	157	38	472	89	297	80
RODABALLOS	LEF	620	663	326	364	265	264	314	215	798	652
RUBIOS	GUX	84	14	226	45	140	17	95	24	40	19
SALEMA	SLM										
SALMONETES	MUX	18.972	14.785	21.832	17.094	10.920	7.793	12.760	4.763	20.298	12.950
PARGO-SAMA DE PLUMA	DEP										
SARDINA	PIL	2.692.478	217.283	3.113.001	240.573	2.483.703	178.467	2.189.301	172.262	3.390.288	314.956
SARGOS	SWA	12.457	5.532	5.087	2.966	5.635	3.400	4.836	2.632	9.998	4.321
SERRANO	BAS										
TEMBLADERA	TOE							270	17		
TOTAL PECES		5.798.893	978.427	7.448.993	1.661.584	4.205.561	586.635	3.600.458	580.293	5.792.522	1.184.527
ALMEJAS	CLX										
BERBERECHO	COC										
CALAMARES	SQC	6.474	4.490	12.109	7.321	13.265	6.635	7.469	4.178	9.555	5.250
CAÑAILLA	MSH	87	41	22	10	60	27			345	125
CHOCO	CTC	32.646	16.043	26.429	12.964	30.980	15.963	31.486	15.706	71.328	41.257
CHOPOS- CHOPITOS	CTL										
CARACOLAS	GAS	160	10	256	17	611	333	20	2	34	3
MEJILLON	MSX										
NAVAJAS	SOI							20	9		
POTAS	OMZ										
PULPO	OCC	89.401	50.753	83.544	37.851	134.279	60.445	125.088	50.061	167.314	99.221
VIEIRA	SCE							128	24	60	23
TOTAL MOLUSCOS		128.768	71.338	122.360	58.164	179.195	83.403	164.211	69.979	248.636	145.879
BOGAVANTE	LBE	1.682	1.403	599	649	187	224	279	360	584	471
CAMARONES	PAL					20	2				
CANGREJOS DE MAR	CRA	3.195	86	480	49	110	8	7	9	184	28
CARABINERO	SSH										
CENTOLLA	SCR	1.500	548	1.003	387	620	235	635	263	1.340	403
CIGALA	NEP	40	66	2	3	725	990	640	609	110	54
CRUSTACEOS MARINOS	CRU									80	44
GALERA	MTS	25	2	134	16	40	8	3	3		
GAMBA	DPS	391	727	1.262	2.399	2.418	3.511	6.040	8.747	10.302	8.654
LANGOSTAS	CRW	346	385	311	370	197	259	172	189	64	61
LANGOSTINO	TGS	66	34	298	407	60	20	300	166		
TOTAL CRUSTACEOS		7.245	3.250	4.089	4.281	4.377	5.257	8.076	10.345	12.664	9.715
TOTAL BARBATE		5.934.906	1.053.015	7.575.442	1.724.029	4.389.133	675.295	3.772.745	660.617	6.053.822	1.340.121

PUERTO: BARBATE

TABLA 1.4. DATOS POR ESPECIES. AÑOS 1995-1999

ESPECIE	FAO	1995		1996		1997		1998		1999	
		PESO (Kg.)	VALOR (Miles Ptas.)	PESO (Kg.)	VALOR (Miles Ptas.)	PESO (Kg.)	VALOR (Miles Ptas.)	PESO (Kg.)	VALOR (Miles Ptas.)	PESO (Kg.)	VALOR (Miles Ptas.)
ACEDIA	CET	65	24	80	57						
AGUJA	BEN	15	8								
BESUGO BLANCO	SBA	228.090	51.867	172.180	40.296	134.573	33.009	67.829	16.556	38.491	8.167
ANCHOVA	BLU	3.636	922	1.726	298	2.401	831	577	198	98	20
ATUN	BFT	46.750	6.391	33.725	14.477	175.678	121.140	463.939	376.398	701.713	555.652
BACALADILLA	WHB	1.860	129	620	208	120	21			112	56
VORAZ-BESUGO	SBR							578	1.748		
BOGA	BOG	20.043	712	6.490	263	2.325	92	10.656	390	20.754	689
BONITO	BON	4.734	548	6.223	1.596	4.740	1.021	8.172	2.147	20.868	3.290
BOQUERON	ANE	698.306	229.235	3.027.154	931.877	6.626.581	2.148.518	12.168.904	2.547.039	15.391.791	3.073.194
BRECA	PAC	65.082	23.980	127.232	47.148	62.425	38.252	42.203	28.137	37.537	27.396
BROTOLAS	FOX	4.806	2.398	2.457	1.367	2.984	1.935	2.755	1.873	892	734
BURRO	GBR			9.216	4.075	12.899	5.627	18.505	9.681	7.430	4.821
CABALLAS	MAZ	173.671	5.830	39.450	1.681	126.966	5.146	626.173	34.638	431.608	26.946
CABRILLA	CBR			3.573	688	10.283	2.307	790	178		
CHERNA	WRF					250	229	173	225		
CHOPA	BRB			6.397	909	13.089	1.454	12.721	1.521	24.592	3.030
CONGRIO	COE	22.876	7.848	4.185	1.670	5.170	2.427	12.706	6.822	3.842	2.631
CORVINA	MGR	364	221	2.167	1.464	658	502	879	678	370	348
DENTONES-HURTA	DEX_REA			1.485	1.682					728	1.095
PARGO-BOCINEGRO	RPG	45.626	25.519	42.499	24.448	15.506	19.552	15.267	19.910	10.361	12.900
DORADA	SBG	2.340	1.539	15.134	14.139	6.093	7.216	1.004	1.279	668	932
ESCUALOS DIVERSOS	SKH	37.185	14.779	38.058	17.753	43.867	22.342	33.259	17.149	14.997	7.732
FALSO ABADEJO	GPX			102	80	7.344	117	180	116	31	28
FANECA	BIB					40	14	58	29		
GALLINETA	BRF	1.228	590	808	433	1.993	1.549	1.436	906	1.761	1.660
HERRERA	SSB			615	383	1.860	1.219	393	271	1.187	967
HURTA	REA					1.665	2.083				
JAPUTA	POA			420	136			2.610	887	1.372	270
JURELES	JAX	170.163	20.915	503.471	50.817	89.303	9.492	221.344	18.171	384.306	39.506
LENGUADOS	SOX	47.650	37.673	53.273	47.684	16.639	24.798	7.856	15.590	9.602	22.548
LISTADO	SKJ										
LUBINA	BSS	1.160	288	1.665	1.488	434	647	168	277		
MARRAJO-TINTORERA	SMA,BSH										
MELVA	BLT	10.075	1.570	320	36	1.820	376	9.392	1.940	54.549	10.382
MERLUZA	HKE	14.391	7.027	38.581	20.238	7.355	5.365	2.709	3.044	100.258	27.536
MERO	GPD	972	1.056	2.518	2.451	2.106	2.667	1.100	1.549	287	472
MORENA	MUI			1.085	217	1.927	354	1.310	311	463	137
LISAS	MUL	103	10	190	36	315	53	1.522	226	180	27
PALOMETAS	POP			1.910	628	95	33			42	15
PECES MARINOS	MZZ	111.660	20.137	101.496	26.452						
PEZ BALLESTA	TRI			1.175	226	1.360	277	326	98	249	122
PEZ SABLE	SFS			5.555	757	1.885	422	2.099	309	12.798	1.626
PEZ LIMON	AMB			155	114	159	117	142	122	11	10
PEZ DE SAN PEDRO	JOD	602	335	1.222	681	1.213	780	1.882	1.636	1.262	1.238
PEZ ESPADA	SWO	16.175	13.240	18.295	15.800	8.129	7.456	9.607	8.595	5.930	6.441
RAPES	MNZ	3.741	2.673	2.972	2.214	2.731	1.792	4.529	3.083	3.949	3.067
RASCACIOS	SCS										
RAYAS	RAJ	39.560	9.181	36.617	7.548	28.185	6.384	28.281	6.668	10.734	2.181
RAYAS-MANTAS	BAI	777	146	534	108						
RODABALLOS	LEF	977	627	550	562	402	843	232	587	72	208
RUBIOS	GUX	41	8								
SALEMA	SLM			1.405	224	2.975	161	2.167	310	8.988	1.146
SALMONETES	MUX	14.189	8.822	15.165	12.156	15.527	14.172	17.783	12.939	24.864	31.919
PARGO-SAMA DE PLUMA	DEP			200	194	775	841	340	438	2	4
SARDINA	PIL	2.607.519	216.148	2.425.449	246.448	2.865.992	281.951	3.061.501	395.705	3.109.073	409.396
SARGOS	SWA	8.932	4.113	28.157	14.272	12.937	9.488	20.594	14.571	6.114	4.581
SERRANO	BAS									14.590	1.912
TEMLADERA	TOE										
TOTAL PECES		4.405.364	716.510	6.783.956	1.558.481	10.321.774	2.785.074	16.888.446	3.557.306	20.459.526	4.297.030
ALMEJAS	CLX	25	4							4.177	2.423
BERBERECHO	COC										
CALAMARES	SQC	12.280	7.851	6.611	5.627	12.286	13.506	8.283	9.632	10.472	12.675
CAÑAILLA	MSH	909	236	395	154						
CHOCO	CTC	77.602	47.869	66.001	34.180	80.448	44.053	68.364	36.299	39.313	24.667
CHOPOS- CHOPITOS	CTL			5.694	3.001						
CARACOLAS	GAS	40	4								
MEJILLON	MSX							294	544		
NAVAJAS	SOI										
POTAS	OMZ					6.735	2.275	503	277	9.548	2.089
PULPO	OCC	122.074	102.308	32.107	28.815	8.194	6.696	8.238	7.139	114.148	48.448
VIEIRA	SCE										
TOTAL MOLUSCOS		212.930	158.272	110.808	71.776	107.663	66.531	85.682	53.890	177.658	90.302
BOGAVANTE	LBE	279	283	195	278	149	418	41	88	21	44
CAMARONES	PAL										
CANGREJOS DE MAR	CRA			120	10						
CARABINERO	SSH	390	415								
CENTOLLA	SCR	834	273	1.004	265	345	94	120	55	251	127
CIGALA	NEP	401	270	100	152			204	394	30	81
CRUSTACEOS MARINOS	CRU	20	4								
GALERA	MTS			40	7						
GAMBA	DPS	4.520	3.776	14.655	19.210	7.686	13.189	10.902	11.622	7.325	7.311
LANGOSTAS	CRW	215	121	3.220	511	51	184	22	60	30	68
LANGOSTINO	TGS	80	66	290	310			185	367		
TOTAL CRUSTACEOS		6.739	5.209	19.624	20.745	8.231	13.885	11.474	12.586	7.657	7.632
TOTAL BARBATE		4.625.033	879.991	6.914.388	1.651.002	10.437.668	2.865.491	16.985.602	3.623.782	20.644.841	4.394.964

TABLA 1.5. PRINCIPALES ESPECIES SEGÚN PESO (MEDIAS QUINQUENALES PARA PESO Y VALOR)

ESPECIE	FAO	85-89			90-94			95-99		
		PESO MEDIO		VALOR MEDIO	PESO MEDIO		VALOR MEDIO	PESO MEDIO		VALOR MEDIO
		(Kg.)	(% s/ total)	(Miles Ptas.)	(Kg.)	(% s/ total)	(Miles Ptas.)	(Kg.)	(% s/ total)	(Miles Ptas.)
BESUGO BLANCO	SBA	195.259	3,19%	32.787	197.161	3,56%	31.204	128.233	1,08%	29.979
ATUN	BFT	30.637	0,50%	11.424	7.155	0,13%	3.015	284.361	2,39%	214.812
BOQUERON	ANE	2.182.301	35,60%	789.414	1.409.257	25,41%	511.359	7.582.547	63,60%	1.785.973
CABALLAS	MAZ	350.477	5,72%	17.319	214.837	3,87%	8.019	279.574	2,35%	14.848
ESCUALOS DIVERSOS	SKH	72.428	1,18%	34.406	39.186	0,71%	21.297	33.473	0,28%	15.951
JURELES	JAX	139.082	2,27%	14.132	196.148	3,54%	17.273	273.717	2,30%	27.780
MELVA	BLT	108.621	1,77%	13.916	83.409	1,50%	9.540	15.231	0,13%	2.861
PECES MARINOS	MZZ	331.819	5,41%	71.655	220.936	3,98%	46.534	42.631	0,36%	9.318
PULPO	OCC	92.409	1,51%	38.808	119.925	2,16%	59.666	56.952	0,48%	38.681
SARDINA	PIL	2.243.444	36,60%	130.923	2.773.754	50,02%	224.708	2.813.907	23,60%	309.930
TOTAL GENERAL		6.129.995	100,00%	1.322.698	5.545.210	100,00%	1.090.616	11.921.506	100,00%	2.683.046

TABLA 1.6. PRINCIPALES ESPECIES SEGÚN VALOR (MEDIAS QUINQUENALES PARA PESO Y VALOR)

ESPECIE	FAO	85-89			90-94			95-99		
		PESO MEDIO	VALOR MEDIO		PESO MEDIO	VALOR MEDIO		PESO MEDIO	VALOR MEDIO	
			(Kg.)	(Miles Ptas.)		(% s/ total)	(Kg.)		(Miles Ptas.)	(% s/ total)
BESUGO BLANCO	SBA	195.259	32.787	2,48%	197.161	31.204	2,86%	128.233	29.979	1,12%
ATUN	BFT	30.637	11.424	0,86%	7.155	3.015	0,28%	284.361	214.812	8,01%
BOQUERON	ANE	2.182.301	789.414	59,68%	1.409.257	511.359	46,89%	7.582.547	1.785.973	66,57%
CHOCO	CTC	29.159	12.897	0,98%	38.574	20.387	1,87%	66.346	37.414	1,39%
PARGO-BOCINEGRO	RPG	75.382	40.868	3,09%	37.895	23.759	2,18%	25.852	20.466	0,76%
ESCUALOS DIVERSOS	SKH	72.428	34.406	2,60%	39.186	21.297	1,95%	33.473	15.951	0,59%
LENGUADOS	SOX	35.271	27.748	2,10%	27.923	23.461	2,15%	27.004	29.659	1,11%
PECES MARINOS	MZZ	331.819	71.655	5,42%	220.936	46.534	4,27%	42.631	9.318	0,35%
PULPO	OCC	92.409	38.808	2,93%	119.925	59.666	5,47%	56.952	38.681	1,44%
SARDINA	PIL	2.243.444	130.923	9,90%	2.773.754	224.708	20,60%	2.813.907	309.930	11,55%
TOTAL GENERAL		6.129.995	1.322.698	100,00%	5.545.210	1.090.616	100,00%	11.921.506	2.683.046	100,00%

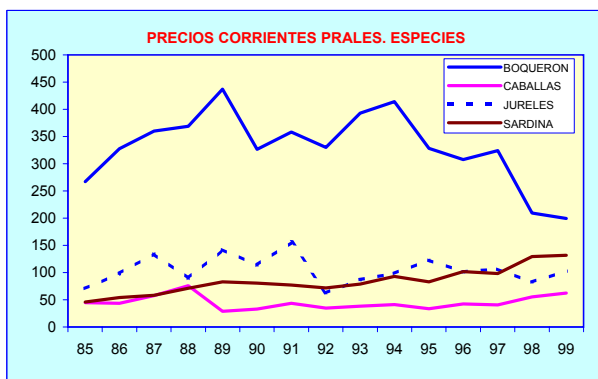
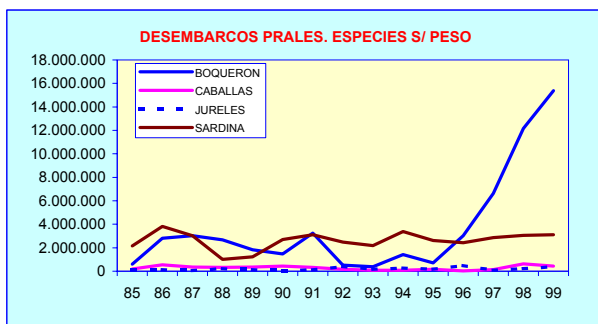


TABLA 1.8. ESTRUCTURA DE LA FLOTA POR MODALIDADES (1989, 1999 Y VARIACIÓN)

VARIABLES	ARRASTRE			CERCO			OTRAS MODALIDADES			TODAS LAS MODALIDADES		
	1989	1999	VARIAC. (%)	1989	1999	VARIAC. (%)	1989	1999	VARIAC. (%)	1989	1999	VARIAC. (%)
Nº DE BARCOS	7	6	-14,29	60	43	-39,53	34	37	8,82	101	86	-14,85
ARQUEO (TRB)	145	128	-11,49	5.331	2.770	-92,44	147	152	2,96	5.623	3.050	-45,76
POTENCIA (CV)	1.294	1.085	-16,15	27.527	15.628	-76,14	1.666	2.030	21,85	30.487	18.743	-38,52
TRIP. (Nº)	39	34	-12,82	1.091	678	-60,91	82	90	9,76	1.212	802	-33,83

TABLA 1.9. INDICE DE PRECIOS PERCIBIDOS (IPP), SEGÚN MODALIDAD Y TOTAL

AÑO	INDICE DE PRECIOS PERCIBIDOS				PRECIOS CONSTANTES (BASE 1992)			
	PECES	MOLUSCOS	CRUSTACEOS	TOTAL	PECES	MOLUSCOS	CRUSTACEOS	TOTAL
1985	76,44	65,66	36,60	74,66	106,62	305,58	439,62	114,87
1986	89,73	94,21	50,77	90,07	125,16	438,47	609,75	138,59
1987	100,24	86,34	56,72	98,00	139,82	401,87	681,15	150,78
1988	105,83	91,86	80,49	103,72	147,63	427,52	966,64	159,57
1989	121,48	112,82	56,20	119,82	169,46	525,09	674,95	184,35
1990	108,30	121,21	120,50	110,17	151,06	564,14	1447,24	169,51
1991	115,35	101,22	124,68	113,46	160,90	471,10	1497,42	174,56
1992	100,00	100,00	100,00	100,00	139,49	465,43	1200,99	153,86
1993	110,62	92,26	99,68	108,00	154,31	429,39	1197,18	166,17
1994	122,17	126,25	60,42	122,30	170,41	587,59	725,69	188,16
1995	108,45	168,74	59,66	116,47	151,28	785,38	716,52	179,19
1996	116,31	178,03	85,87	124,65	162,24	828,63	1031,25	191,78
1997	125,96	170,13	131,33	132,12	175,70	791,84	1577,30	203,27
1998	131,25	178,51	89,97	137,51	183,09	830,83	1080,53	211,57
1999	135,43	111,37	84,42	131,74	188,92	518,36	1013,86	202,69

