

PUERTO DE BARRAMEDA (BONANZA)

TABLA 1.1. RESUMEN TOTAL ANUAL

AÑO	PESO (Tm.)	VALOR (Miles Ptas.)	PRECIO MEDIO (Ptas.)
1985	4.809,63	1.508.646	314
1986	4.056,90	1.501.900	370
1987	4.166,99	1.569.656	377
1988	3.750,78	1.619.278	432
1989	3.267,71	1.596.499	489
1990	3.500,76	1.906.579	545
1991	3.237,05	1.749.242	540
1992	2.650,87	1.498.883	565
1993	2.577,46	1.358.820	527
1994	5.074,89	1.746.123	344
1995	4.559,45	1.647.678	361
1996	2.930,55	1.893.164	646
1997	2.816,10	1.957.294	695
1998	3.350,21	1.985.632	593
1999	3.288,82	2.003.607	609

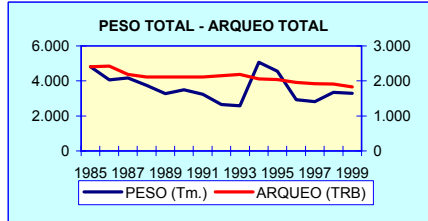
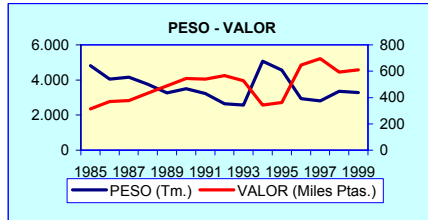


TABLA 1.2. RESUMEN POR CATEGORÍAS (PECES, MOLUSCOS, CRUSTACEOS)

AÑO	PECES			MOLUSCOS			CRUSTACEOS		
	PESO (Tm.)	VALOR (Miles Ptas.)	PRECIO (Ptas./ Kg.)	PESO (Tm.)	VALOR (Miles Ptas.)	PRECIO (Ptas./ Kg.)	PESO (Tm.)	VALOR (Miles Ptas.)	PRECIO (Ptas./ Kg.)
1985	3.058,25	753.510	246	1.127,92	372.082	330	623,46	383.054	614
1986	2.472,00	768.500	311	1.134,90	395.900	349	450,00	337.500	750
1987	2.566,04	886.718	346	1.106,88	373.697	338	494,08	309.241	626
1988	2.183,68	827.572	379	1.009,79	387.545	384	557,31	404.161	725
1989	1.857,87	765.996	412	748,75	328.292	438	661,09	502.212	760
1990	2.182,32	1.035.367	474	791,17	357.432	452	527,27	513.780	974
1991	1.875,73	925.995	494	788,66	292.086	370	572,65	531.161	928
1992	1.568,26	858.369	547	734,27	265.011	361	348,35	375.503	1.078
1993	1.449,86	706.837	488	780,36	253.119	324	347,24	398.864	1.149
1994	3.832,53	926.587	242	910,14	279.610	307	332,22	539.926	1.625
1995	3.182,74	792.925	249	1.064,75	331.166	311	311,97	523.587	1.678
1996	2.039,91	962.234	472	590,58	307.811	521	300,06	623.120	2.077
1997	1.912,44	999.915	523	546,04	254.031	465	357,62	703.348	1.967
1998	1.797,23	810.300	451	1.139,18	433.425	380	413,80	741.908	1.793
1999	1.912,74	849.398	444	1.022,28	419.017	410	353,81	735.192	2.078

TABLA 1.3. EVOLUCIÓN DE LA FLOTA OPERATIVA

AÑO	DOTADAS CON MOTOR				NO DOTADAS CON MOTOR				TOTAL			
	BARCOS (Nº)	ARQUEO TRB	POTENCIA CV	TRIP	BARCOS (Nº)	ARQUEO TRB	POTENCIA CV	TRIP	BARCOS (Nº)	ARQUEO TRB	POTENCIA CV	TRIP
1985	152	2.350	17.594	825	27	51	0	34	179	2.401	17.594	859
1986	155	2.370	18.149	781	28	52	0	35	183	2.423	18.149	816
1987	161	2.127	19.211	705	29	55	0	36	190	2.182	19.211	741
1988	159	2.069	18.993	692	28	48	0	32	187	2.117	18.993	724
1989	159	2.069	18.993	692	28	48	0	32	187	2.117	18.993	724
1990	159	2.064	18.983	689	28	48	0	32	187	2.112	18.983	721
1991	159	2.064	18.983	689	28	48	0	32	187	2.112	18.983	721
1992	160	2.109	19.401	698	27	44	0	31	187	2.153	19.401	729
1993	159	2.143	19.277	700	27	44	0	31	186	2.187	19.277	731
1994	154	2.011	18.423	663	27	44	0	31	181	2.056	18.423	694
1995	152	1.991	18.114	657	27	44	0	31	179	2.036	18.114	688
1996	145	1.919	17.374	636	26	43	0	30	171	1.962	17.374	666
1997	143	1.877	16.993	631	25	41	0	29	168	1.918	16.993	660
1998	141	1.873	16.919	629	25	41	0	29	166	1.913	16.919	658
1999	136	1.791	16.223	610	25	41	0	29	161	1.831	16.223	639

PUERTO: SANLUCAR DE BARRAMEDA (BONANZA)

TABLA 1.4. DATOS POR ESPECIES. AÑOS 1985-1989

ESPECIE	FAO	1985		1986		1987		1988		1989	
		PESO (Kg.)	VALOR (Miles Ptas.)	PESO (Kg.)	VALOR (Miles Ptas.)	PESO (Kg.)	VALOR (Miles Ptas.)	PESO (Kg.)	VALOR (Miles Ptas.)	PESO (Kg.)	VALOR (Miles Ptas.)
ACEDIA	CET	339.074	184.479	258.800	144.800	373.122	174.182	320.439	199.926	307.371	201.533
AGUJA	BEN										
BESUGO BLANCO	SBA	23.754	4.133	16.000	3.000	18.056	3.599	14.506	3.921	12.155	3.586
PINTARROJAS	SCL										
ARAÑAS	WEX										
ATUN	BFT										
BACALADILLA	WHB										
BOGA	BOG										
BONITO	BON										
BOQUERON	ANE	228.932	57.198	140.200	35.500	249.895	71.299	174.840	58.890	298.566	86.624
BRECA	PAC	165.227	39.808	150.200	41.300	206.262	68.379	125.231	47.699	117.565	44.620
BROTOLAS	FOX										
CABALLAS	MAZ	47.575	3.125	84.300	6.600	7.537	438	455	41		
CHERNA	WRF										
CORVINA	MGR	3.345	1.770	3.300	2.200	2.957	2.249	2.099	1.995	1.186	1.259
DENTONES-PARGO	DEX,RPG										
DORADA	SBG			700	600	995	938	1.180	1.147	338	333
ESCUALOS DIVERSOS	SKH	40.328	9.835	40.500	10.700	44.727	11.617	45.554	12.586	43.312	13.468
FANECA	BIB										
GALLINETA	BRF										
HERRERA	SSB										
JURELES	JAX	96.556	6.979	87.200	6.600	118.675	9.033	154.699	10.852	98.032	8.181
LENGUADOS	SOX	81.701	66.904	90.800	85.100	83.238	91.466	54.194	68.245	35.322	54.666
LISTADO	SKJ										
LUBINA	BSS			12.400	5.000	9.588	4.927	7.686	4.842	4.483	3.086
MELVA	BLT										
MERLUZA	HKE	367.600	169.578	502.000	225.800	465.780	231.154	446.844	240.527	266.017	165.808
MERO	GPD										
LISAS	MUL										
PECES MARINOS	MZZ	1.300.157	75.986	714.000	60.900	633.807	53.586	591.988	61.288	467.493	52.820
GALLOS	LEZ	128.617	54.869	114.600	49.300	142.932	62.736	95.606	47.234	87.912	46.158
RAPES	MNZ	61.642	24.022	66.800	33.900	71.462	41.646	43.427	31.508	79.470	56.459
RASCACIOS	SCS										
RAYAS	RAJ										
RODABALLOS	LEF										
RUBIOS	GUX										
SALMONETES	MUX	36.660	23.191	19.800	14.700	52.257	37.091	29.431	23.989	24.471	23.046
SARDINA	PIL	25.888	858	33.000	1.500	29.935	1.132	54.195	3.038	8.220	356
SARGOS	SWA	111.195	30.771	137.400	41.000	54.816	21.245	21.302	9.844	5.952	3.992
TEMBLADERA	TOE										
TOTAL PECES		3.058.251	753.510	2.472.000	768.500	2.566.041	886.718	2.183.676	827.572	1.857.865	765.996
ALMEJA BABOSA	CTS	4.165	648			994	190	259	64		
ALMEJA FINA	CTG										
CALAMARES	SQC	181.323	123.377	204.700	140.200	243.809	165.625	231.721	194.021	122.049	120.041
CHIRLA	SVE	175.319	40.885	213.400	60.500			20	6		
CHOCO	CTC	243.420	96.841	144.600	63.200	239.576	105.268	259.658	120.920	217.514	116.176
CHOPOS-CHOPITOS	CTL										
MOLUSCOS MARINOS	MOL										
POTAS	OMZ										
PULPO	OCC	523.689	110.332	572.200	132.000	622.496	102.614	518.132	72.534	409.186	92.074
VOLADORES	SQM										
TOTAL MOLUSCOS		1.127.916	372.082	1.134.900	395.900	1.106.875	373.697	1.009.790	387.545	748.749	328.292
BOGAVANTE	LBE	1.363	2.671			1.115	2.670	1.634	4.506	2.016	8.463
CAMARONES	PAL	17.852	2.054	24.000	3.700	60.169	9.324	49.612	6.600	9.153	1.851
CANGREJOS DE MAR	CRA										
CENTOLLA	SCR										
CIGALA	NEP	9.223	8.305	14.800	14.800	6.835	8.986	6.331	9.257	6.321	12.478
CRUSTACEOS MARINOS	CRU			1.000	2.300						
GALERA	MTS	320.419	59.389	235.100	46.300	322.600	63.558	288.893	64.020	346.556	79.480
GAMBA	DPS	218.530	158.506	111.400	109.700	45.070	54.593	128.116	96.904	226.484	192.949
LANGOSTAS	CRW										
LANGOSTINO	TGS	56.077	152.130	63.700	160.700	58.288	170.110	82.728	222.875	70.564	206.991
TOTAL CRUSTACEOS		623.464	383.054	450.000	337.500	494.077	309.241	557.314	404.161	661.094	502.212
TOTAL BONANZA		4.809.631	1.508.646	4.056.900	1.501.900	4.166.993	1.569.656	3.750.780	1.619.278	3.267.708	1.596.499

PUERTO: SANLUCAR DE BARRAMEDA (BONANZA)

TABLA 1.4. DATOS POR ESPECIES. AÑOS 1990-1994

ESPECIE	FAO	1990		1991		1992		1993		1994	
		PESO (Kg.)	VALOR (Miles Ptas.)	PESO (Kg.)	VALOR (Miles Ptas.)	PESO (Kg.)	VALOR (Miles Ptas.)	PESO (Kg.)	VALOR (Miles Ptas.)	PESO (Kg.)	VALOR (Miles Ptas.)
ACEDIA	CET	258.551	218.214	245.776	211.179	241.061	216.665	118.366	150.119	76.932	104.072
AGUJA	BEN					55	8				
BESUGO BLANCO	SBA	21.708	6.124	11.257	4.040	10.730	3.757	11.478	4.018	4.942	1.732
PINTARROJAS	SCL					4.809	1.927	5.414	2.169	7.205	2.889
ARAÑAS	WEX					1.013	152	10.127	1.518	4.453	667
ATUN	BFT					12.537	5.903	16	8		
BACALADILLA	WHB					132.249	9.919	112.152	8.411	9.176	688
BOGA	BOG					8	1				
BONITO	BON										
BOQUERON	ANE	326.870	129.969	269.088	132.592	189.637	101.955	275.613	64.475	2.771.122	414.134
BRECA	PAC	137.178	53.308	85.968	37.444	46.308	20.845	35.921	16.166	31.800	14.310
BROTOLAS	FOX										
CABALLAS	MAZ	1.617	252	8.814	874	1.070	176	116	29	438	110
CHERNA	WRF										
CORVINA	MGR	1.685	1.773	2.216	2.683	1.915	1.927	2.683	2.692	6.369	6.381
DENTONES-PARGO	DEX,RPG					1.005	1.507	363	551	469	706
DORADA	SBG	778	777	708	1.006	459	831	1.465	2.634	343	616
ESCUALOS DIVERSOS	SKH	48.586	17.930	32.180	12.047	12.849	8.455	7.772	5.822	911	970
FANECA	BIB					1.524	457	1.053	317	480	145
GALLINETA	BRF										
HERRERA	SSB					1.242	558	42.242	19.014	41.551	18.701
JURELES	JAX	86.363	9.822	116.397	11.612	69.926	8.741	82.169	10.272	91.290	11.411
LENGUADOS	SOX	39.233	60.537	35.250	61.477	33.827	54.186	38.388	61.504	37.653	60.308
LISTADO	SKJ										
LUBINA	BSS	5.763	4.181	1.990	1.438	1.173	708	2.022	1.629	4.058	3.252
MELVA	BLT					85	52				
MERLUZA	HKE	361.177	241.576	290.376	195.974	312.495	219.056	239.027	175.365	182.853	133.885
MERO	GPD					26	52				
LISAS	MUL					11.029	551	1.841	92	11.167	558
PECES MARINOS	MZZ	550.669	71.874	492.653	55.440	271.741	33.498	270.638	25.522	412.221	42.086
GALLOS	LEZ	126.216	73.411	129.011	79.256	98.948	75.694	82.867	66.307	66.038	52.846
RAPES	MNZ	108.565	87.261	82.775	70.812	73.163	58.536	74.770	59.830	45.659	36.537
RASCACIOS	SCS					38	17				
RAYAS	RAJ					2.075	1.041	2.305	1.154	2.258	1.134
RODABALLOS	LEF					102	163				
RUBIOS	GUX					2.436	732	1.777	533	1.401	420
SALMONETES	MUX	61.510	49.355	39.803	38.111	27.086	27.052	21.945	21.968	11.204	11.220
SARDINA	PIL	35.192	1.862	18.171	1.050	814	114	86	12	77	11
SARGOS	SWA	10.658	7.141	13.300	8.961	4.822	3.134	7.239	4.706	10.452	6.794
TEMBLADERA	TOE									12	3
TOTAL PECES		2.182.319	1.035.367	1.875.733	925.995	1.568.257	858.369	1.449.855	706.837	3.832.534	926.587
ALMEJA BABOSA	CTS	91.853	28.510	88.707	18.818	31.697	6.344	48.301	9.664	18	4
ALMEJA FINA	CTG					1.628	326				
CALAMARES	SQC	102.477	107.655	82.793	82.743	60.851	68.494	70.899	56.736	61.303	49.057
CHIRLA	SVE	63.765	27.436	8.558	1.712	12.281	2.458	44.593	8.920	129.903	25.968
CHOCO	CTC	270.778	137.895	229.853	120.519	75.077	37.543	222.078	90.784	152.001	91.194
CHOPOS-CHOPITOS	CTL					146.350	68.303	40.558	16.224		
MOLUSCOS MARINOS	MOL					29	12				
POTAS	OMZ					1.083	435				
PULPO	OCC	262.294	55.936	378.750	68.294	405.089	81.023	353.932	70.792	566.915	113.388
VOLADORES	SQM					183	74				
TOTAL MOLUSCOS		791.167	357.432	788.661	292.086	734.268	265.011	780.361	253.119	910.140	279.610
BOGAVANTE	LBE	2.397	8.527	1.519	7.076	2.215	7.654	1.035	6.233	806	4.846
CAMARONES	PAL	22.923	5.810	18.826	3.212	32.018	4.003	19.380	2.423	3.407	426
CANGREJOS DE MAR	CRA					8	2	665	83		
CENTOLLA	SCR					8	5				
CIGALA	NEP	13.751	18.852	10.817	13.750	7.998	8.028	11.023	11.036	12.314	12.336
CRUSTACEOS MARINOS	CRU					90.545	27.170	80.490	24.150		
GALERA	MTS	290.277	73.524	279.765	68.632	144.888	43.475	128.294	39.826	54.767	37.852
GAMBA	DPS	74.954	107.922	162.317	179.611	19.245	86.667	66.986	151.508	184.272	276.507
LANGOSTAS	CRW										
LANGOSTINO	TGS	122.972	299.146	99.408	258.880	51.424	198.500	39.366	163.604	76.652	207.959
TOTAL CRUSTACEOS		527.274	513.780	572.652	531.161	348.349	375.503	347.239	398.864	332.218	539.926
TOTAL BONANZA		3.500.760	1.906.579	3.237.046	1.749.242	2.650.874	1.498.883	2.577.455	1.358.820	5.074.892	1.746.123

PUERTO: SANLUCAR DE BARRAMEDA (BONANZA)

TABLA 1.4. DATOS POR ESPECIES. AÑOS 1995-1999

ESPECIE	FAO	1995		1996		1997		1998		1999	
		PESO (Kg.)	VALOR (Miles Ptas.)	PESO (Kg.)	VALOR (Miles Ptas.)	PESO (Kg.)	VALOR (Miles Ptas.)	PESO (Kg.)	VALOR (Miles Ptas.)	PESO (Kg.)	VALOR (Miles Ptas.)
ACEDIA	CET	105.329	151.113	120.971	123.390	201.620	190.248	112.085	110.971	172.968	115.415
AGUJA	BEN			225	34						
BESUGO BLANCO	SBA	8.875	3.105	17.887	6.990	6.421	2.564	2.891	1.156	2.387	953
PINTARROJAS	SCL	6.623	2.645	10.757	4.296	13.106	5.235	8.192	3.277	2.008	802
ARAÑAS	WEX	20.300	3.045	3.490	523	7.892	1.184	4.250	637	11.863	1.780
ATUN	BFT	1.649	824	1.253	626	1.288	644	1.491	745	482	241
BACALADILLA	WHB	90.207	7.743	9.806	1.471	3.028	454	11.766	1.765	19.716	2.958
BOGA	BOG										
BONITO	BON	61	40	1.455	945						
BOQUERON	ANE	1.994.374	213.082	1.015.125	313.979	939.341	374.285	969.895	335.132	862.414	326.224
BRECA	PAC	39.223	19.290	13.984	9.789	16.338	12.044	21.863	17.491	12.787	10.211
BROTOLAS	FOX	205	41	23	4	470	94				
CABALLAS	MAZ	7.107	1.777	1.752	438	1.870	467	4.278	1.069	1.153	288
CHERNA	WRF	15	12							2	2
CORVINA	MGR	4.601	4.595	4.274	4.262	12.649	12.624	16.379	16.379	28.619	23.151
DENTONES-PARGO	DEX,F	175	262	1.618	2.429	2.597	3.894	2.524	3.786	2.343	3.516
DORADA	SBG	1.608	2.904	1.454	2.611	662	1.187	684	1.232	58	104
ESCUALOS DIVERSOS	SKH	3.879	3.869	2.927	2.923	1.120	1.117	2.700	2.700	1.377	1.378
FANECA	BIB	625	187	967	290	272	81	145	44	347	104
GALLINETA	BRF			3	3	2.564	1.688	433	173		
HERRERA	SSB	65.822	31.879	37.707	20.736	29.785	16.908	21.597	12.958	14.230	8.535
JURELES	JAX	124.718	15.590	58.590	7.324	57.898	7.237	57.554	7.194	57.436	7.180
LENGUADOS	SOX	36.934	59.027	34.598	58.619	35.438	67.971	27.892	55.783	29.295	58.332
LISTADO	SKJ			144	72	7	4			134	67
LUBINA	BSS	2.946	2.352	4.524	3.611	7.946	6.970	10.234	10.234	10.562	10.545
MELVA	BLT					10	5	12	6		
MERLUZA	HKE	157.665	129.383	310.368	243.405	185.715	169.530	94.824	93.011	130.982	136.603
MERO	GPD	4	8	18	36	19	38				
LISAS	MUL	30.149	1.507	28.310	1.415	44.766	2.238	43.078	2.154	50.562	2.528
PECES MARINOS	MZZ	343.089	33.611	173.458	18.071	181.406	19.262	206.630	27.872	277.778	30.886
GALLOS	LEZ	67.225	53.736	104.850	76.172	73.426	49.674	66.244	46.371	93.119	65.183
RAPES	MNZ	36.781	29.409	27.591	27.096	21.241	21.712	19.134	21.048	10.860	11.945
RASCACIOS	SCS	4	2								
RAYAS	RAJ	3.308	1.653	4.791	2.395	5.313	2.656	13.749	6.875	3.575	1.787
RODABALLOS	LEF			24	38						
RUBIOS	GUX	95	29	2.859	858	4.487	1.362	5.089	1.527	657	197
SALMONETES	MUX	10.927	10.915	14.583	14.576	23.076	17.629	18.113	17.892	12.748	11.470
SARDINA	PIL	4.987	698	12.478	1.747	21.614	3.026	46.982	6.577	96.993	13.579
SARGOS	SWA	13.218	8.592	16.998	11.048	9.050	5.883	6.526	4.242	5.285	3.435
TEMBLADERA	TOE	9	3	46	14						
TOTAL PECES		3.182.737	792.925	2.039.908	962.234	1.912.435	999.915	1.797.232	810.300	1.912.740	849.398
ALMEJA BABOSA	CTS	214.621	42.924	5.761	1.152	472	94	139	28	18	4
ALMEJA FINA	CTG										
CALAMARES	SQC	59.048	47.193	56.911	45.478	53.085	51.609	45.064	73.496	32.037	63.918
CHIRLA	SVE	71.881	14.376	210.630	91.461	196.924	61.954	638.758	191.627	586.557	175.968
CHOCO	CTC	163.995	115.654	112.163	100.942	174.637	102.943	267.964	124.147	226.627	118.108
CHOPOS-CHOPITOS	CTL										
MOLUSCOS MARINOS	MOL										
POTAS	OMZ					66.614	9.992	160.525	24.079	119.597	17.940
PULPO	OCC	555.201	111.019	205.115	68.778	54.307	27.440	26.730	20.048	57.441	43.081
VOLADORES	SQM										
TOTAL MOLUSCOS		1.064.746	331.166	590.580	307.811	546.039	254.031	1.139.179	433.425	1.022.277	419.017
BOGAVANTE	LBE	639	3.821	734	4.367	446	2.652	342	2.054	475	2.826
CAMARONES	PAL	13.360	1.670	2.123	517	2.548	1.039	2.452	2.355	1.791	1.558
CANGREJOS DE MAR	CRA	153	19								
CENTOLLA	SCR										
CIGALA	NEP	14.580	15.855	1.371	4.111	2.844	8.531	4.309	12.927	11.452	34.318
CRUSTACEOS MARINOS	CRU										
GALERA	MTS	47.740	20.593	33.866	19.903	40.423	31.864	28.211	25.255	531	424
GAMBA	DPS	100.987	182.171	139.890	286.359	146.990	258.598	212.921	319.381	269.392	404.105
LANGOSTAS	CRW					258	775	137	550	13	55
LANGOSTINO	TGS	134.506	299.457	122.080	307.864	164.112	399.891	165.432	379.386	70.152	291.907
TOTAL CRUSTACEOS		311.965	523.587	300.064	623.120	357.621	703.348	413.804	741.908	353.806	735.192
TOTAL BONANZA		4.559.448	1.647.678	2.930.552	1.893.164	2.816.095	1.957.294	3.350.215	1.985.632	3.288.823	2.003.607

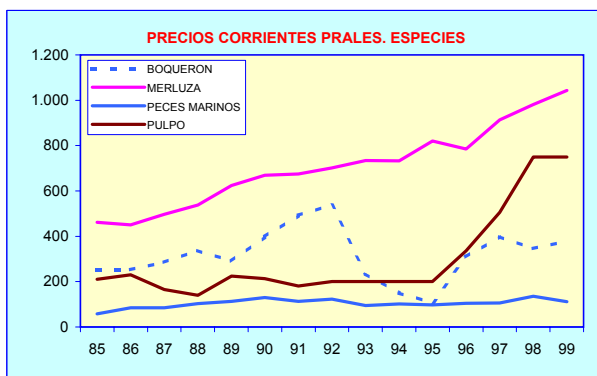
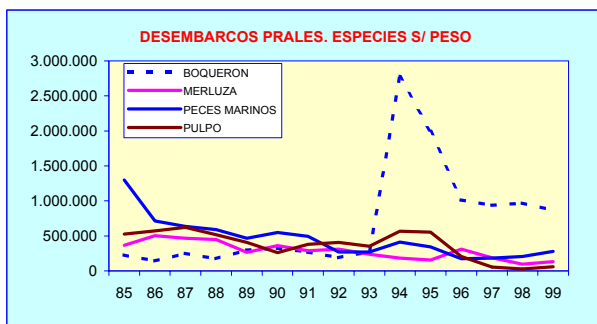
PUERTO: SANLUCAR DE BARRAMEDA (BONANZA)

TABLA 1.5. PRINCIPALES ESPECIES SEGÚN PESO (MEDIAS QUINQUENALES PARA PESO Y VALOR)

ESPECIE	FAO	85-89			90-94			95-99		
		PESO MEDIO		VALOR MEDIO	PESO MEDIO		VALOR MEDIO	PESO MEDIO		VALOR MEDIO
		(Kg.)	(% s/ total)	(Miles Ptas.)	(Kg.)	(% s/ total)	(Miles Ptas.)	(Kg.)	(% s/ total)	(Miles Ptas.)
ACEDIA	CET	319.761	7,97%	180.984	188.137	5,52%	180.050	142.595	4,21%	138.227
BOQUERON	ANE	218.487	5,45%	61.902	766.466	22,49%	168.625	1.156.230	34,12%	312.540
CALAMARES	SQC	196.720	4,91%	148.653	75.665	2,22%	72.937	49.229	1,45%	56.339
CHIRLA	SVE	77.748	1,94%	20.278	51.820	1,52%	13.299	340.950	10,06%	107.077
CHOCO	CTC	220.954	5,51%	100.481	189.957	5,57%	95.587	189.077	5,58%	112.359
GALERA	MTS	302.714	7,55%	62.549	179.598	5,27%	52.662	30.154	0,89%	19.608
GAMBA	DPS	145.920	3,64%	122.530	101.555	2,98%	160.443	174.036	5,14%	290.123
MERLUZA	HKE	409.648	10,21%	206.574	277.186	8,13%	193.172	175.911	5,19%	154.386
PECES MARINOS	MZZ	741.489	18,49%	60.916	399.584	11,72%	45.684	236.472	6,98%	25.940
PULPO	OCC	529.141	13,19%	101.911	393.396	11,54%	77.887	179.759	5,30%	54.073
TOTAL GENERAL		4.010.402	100,00%	1.559.196	3.408.205	100,00%	1.651.930	3.389.027	100,00%	1.897.475

TABLA 1.6. PRINCIPALES ESPECIES SEGÚN VALOR (MEDIAS QUINQUENALES PARA PESO Y VALOR)

ESPECIE	FAO	85-89			90-94			95-99		
		PESO MEDIO	VALOR MEDIO		PESO MEDIO	VALOR MEDIO		PESO MEDIO	VALOR MEDIO	
			(Kg.)	(Miles Ptas.)		(% s/ total)	(Kg.)		(Miles Ptas.)	(% s/ total)
ACEDIA	CET	319.761	180.984	11,61%	188.137	180.050	10,90%	142.595	138.227	7,28%
BOQUERON	ANE	218.487	61.902	3,97%	766.466	168.625	10,21%	1.156.230	312.540	16,47%
CALAMARES	SQC	196.720	148.653	9,53%	75.665	72.937	4,42%	49.229	56.339	2,97%
CHOCO	CTC	220.954	100.481	6,44%	189.957	95.587	5,79%	189.077	112.359	5,92%
GALLOS	LEZ	113.933	52.060	3,34%	100.616	69.503	4,21%	80.973	58.227	3,07%
GAMBA	DPS	145.920	122.530	7,86%	101.555	160.443	9,71%	174.036	290.123	15,29%
LANGOSTINO	TGS	66.271	182.561	11,71%	77.964	225.618	13,66%	131.257	335.701	17,69%
LENGUADOS	SOX	69.051	73.276	4,70%	36.870	59.602	3,61%	32.832	59.946	3,16%
MERLUZA	HKE	409.648	206.574	13,25%	277.186	193.172	11,69%	175.911	154.386	8,14%
PULPO	OCC	529.141	101.911	6,54%	393.396	77.887	4,71%	179.759	54.073	2,85%
TOTAL GENERAL		4.010.402	1.559.196	100,00%	3.408.205	1.651.930	100,00%	3.389.027	1.897.475	100,00%



PUERTO: SANLUCAR DE BARRAMEDA (BONANZA)

TABLA 1.8. ESTRUCTURA DE LA FLOTA POR MODALIDADES (1989, 1999 Y VARIACIÓN)

VARIABLES	ARRASTRE			CERCO			OTRAS MODALIDADES			TODAS LAS MODALIDADES		
	1989	1999	VARIAC. (%)	1989	1999	VARIAC. (%)	1989	1999	VARIAC. (%)	1989	1999	VARIAC. (%)
Nº DE BARCOS				1	1	0,00	136	136	0,00	137	137	0,00
ARQUEO (TRB)				10	10	0,00	293	298	1,46	303	307	1,42
POTENCIA (CV)				97	97	0,00	2.595	2.706	4,28	2.692	2.803	4,12
TRIP. (Nº)				3	3	0,00	311	314	0,96	314	317	0,96

TABLA 1.9. INDICE DE PRECIOS PERCIBIDOS (IPP), SEGÚN MODALIDAD Y TOTAL

AÑO	INDICE DE PRECIOS PERCIBIDOS				PRECIOS CONSTANTES (BASE 1992)			
	PECES	MOLUSCOS	CRUSTACEOS	TOTAL	PECES	MOLUSCOS	CRUSTACEOS	TOTAL
1985	56,63	83,73	56,13	60,23	309,93	302,17	605,01	340,58
1986	59,82	89,78	55,82	62,94	327,40	324,02	601,67	355,89
1987	61,19	75,43	63,82	63,81	334,90	272,24	687,93	360,80
1988	72,28	76,24	59,05	69,51	395,63	275,17	636,50	393,02
1989	77,98	102,16	65,38	78,15	426,79	368,71	704,77	441,88
1990	89,20	100,79	61,23	83,78	488,21	363,78	660,00	473,71
1991	93,57	92,60	60,58	85,16	512,12	334,21	653,05	481,52
1992	100,00	100,00	100,00	100,00	547,32	360,91	1077,95	565,43
1993	112,18	85,75	92,24	103,54	613,98	309,49	994,29	585,43
1994	115,32	93,42	82,35	104,03	631,18	337,18	887,71	588,24
1995	120,98	97,61	65,87	103,94	662,15	352,27	710,05	587,68
1996	110,12	134,73	83,95	106,95	602,73	486,25	904,96	604,71
1997	112,93	164,70	91,12	114,59	618,09	594,42	982,20	647,92
1998	120,16	234,07	97,24	130,10	657,68	844,77	1048,16	735,63
1999	111,97	248,24	120,43	132,86	612,86	895,90	1298,13	751,25

