

TABLA 1.1. RESUMEN TOTAL ANUAL

AÑO	PESO (Tm.)	VALOR (Miles Ptas.)	PRECIO MEDIO (Ptas.)
1985	21.404,38	4.586.463	214
1986	23.683,59	5.225.386	221
1987	23.674,90	6.229.414	263
1988	19.519,30	4.882.803	250
1989	20.901,27	4.649.675	222
1990	23.650,97	5.698.452	241
1991	19.247,68	5.104.409	265
1992	17.801,94	4.532.087	255
1993	18.011,85	4.060.323	225
1994	14.604,18	4.272.574	293
1995	15.968,86	4.580.063	287
1996	14.721,14	3.900.205	265
1997	15.541,09	4.075.885	262
1998	20.505,95	5.004.175	244
1999	18.297,64	3.711.789	203

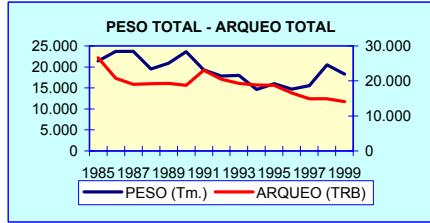
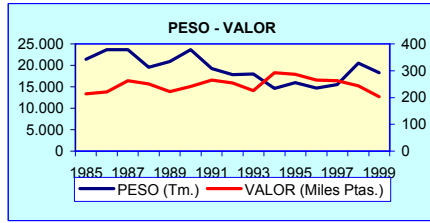


TABLA 1.2. RESUMEN POR CATEGORÍAS (PECES, MOLUSCOS, CRUSTACEOS)

AÑO	PECES			MOLUSCOS			CRUSTACEOS		
	PESO (Tm.)	VALOR (Miles Ptas.)	PRECIO (Ptas./ Kg.)	PESO (Tm.)	VALOR (Miles Ptas.)	PRECIO (Ptas./ Kg.)	PESO (Tm.)	VALOR (Miles Ptas.)	PRECIO (Ptas./ Kg.)
1985	20.581,12	4.173.832	203	190,82	54.943	303	632,43	357.689	566
1986	23.160,89	4.907.286	212	112,30	40.700	362	410,40	277.400	676
1987	23.393,65	6.014.658	257	104,81	32.307	447	176,45	182.449	1.034
1988	19.355,24	4.761.902	246	68,17	21.253	393	95,90	99.648	1.039
1989	20.668,28	4.495.808	218	94,40	30.888	395	138,60	122.979	887
1990	23.376,98	5.530.556	237	157,95	52.711	366	116,04	115.185	993
1991	19.064,65	5.004.733	262	70,34	26.550	452	82,69	73.126	884
1992	17.665,32	4.430.953	251	52,21	19.257	400	84,41	81.876	970
1993	17.886,55	3.952.691	221	41,55	16.384	470	83,76	91.248	1.089
1994	14.503,16	4.177.500	288	18,33	7.312	491	82,69	87.762	1.061
1995	15.708,28	4.467.779	284	135,87	37.283	272	124,72	75.001	601
1996	14.709,71	3.890.009	264	1,99	797	401	9,45	9.399	995
1997	15.537,58	4.074.354	262	1,79	1.034	577	1,72	497	289
1998	20.503,00	5.002.402	244	1,73	1.124	649	1,21	649	536
1999	18.286,04	3.705.470	203	11,60	6.319	545			

TABLA 1.3. EVOLUCIÓN DE LA FLOTA OPERATIVA

AÑO	DOTADAS CON MOTOR				NO DOTADAS CON MOTOR				TOTAL			
	BARCOS (Nº)	ARQUEO TRB	POTENCIA CV	TRIP	BARCOS (Nº)	ARQUEO TRB	POTENCIA CV	TRIP	BARCOS (Nº)	ARQUEO TRB	POTENCIA CV	TRIP
1985	101	26.568	80.281	1.407	8	5	0	10	109	26.573	80.281	1.417
1986	85	20.786	65.085	1.125	8	5	0	10	93	20.791	65.085	1.135
1987	83	19.040	60.757	1.108	8	5	0	10	91	19.045	60.757	1.118
1988	84	19.235	61.419	1.125	8	5	0	10	92	19.240	61.419	1.135
1989	84	19.279	62.034	1.127	8	5	0	10	92	19.283	62.034	1.137
1990	83	18.782	60.634	1.101	8	5	0	10	91	18.787	60.634	1.111
1991	86	23.018	73.292	1.179	8	5	0	10	94	23.022	73.292	1.189
1992	76	20.496	65.888	1.035	8	5	0	10	84	20.501	65.888	1.045
1993	71	19.287	62.569	964	8	5	0	10	79	19.292	62.569	974
1994	70	18.880	61.249	943	8	5	0	10	78	18.885	61.249	953
1995	69	18.777	60.819	929	8	5	0	10	77	18.781	60.819	939
1996	64	16.579	55.669	830	8	5	0	10	72	16.584	55.669	840
1997	58	14.935	49.584	717	8	5	0	10	66	14.940	49.584	727
1998	57	14.866	49.416	716	8	5	0	10	65	14.871	49.416	726
1999	55	14.084	47.346	668	8	5	0	10	63	14.089	47.346	678

TABLA 1.4. DATOS POR ESPECIES. AÑOS 1985-1989

ESPECIE	FAO	1985		1986		1987		1988		1989	
		PESO (Kg.)	VALOR (Miles Ptas.)	PESO (Kg.)	VALOR (Miles Ptas.)	PESO (Kg.)	VALOR (Miles Ptas.)	PESO (Kg.)	VALOR (Miles Ptas.)	PESO (Kg.)	VALOR (Miles Ptas.)
ACEDIA	CET	40	13	140	45						
AGUJA	BEN	2.670	101			260	40	150	140		
BESUGO BLANCO	SBA	108.950	39.463	162.300	66.800	179.350	96.578	83.503	32.314	32.350	11.174
ANCHOVA	BLU	154.570	4.142	75.300	2.200	196.320	11.779				
ATUN	BFT			114.900	62.300	1.310	588	2.880	938	7.047	2.526
BACALADILLA	WHB			2.600	300	1.520	152			525	90
BOGA	BOG	30.580	700	54.100	4.200	50.360	4.972	48.440	2.742	18.400	2.109
BONITO	BON	59.813	15.414	27.700	6.900	70.183	19.412	39.144	10.403	180	51
BOQUERON	ANE	2.586.950	851.302	3.678.500	981.900	3.428.375	1.319.252	2.950.253	1.137.766	2.842.580	1.083.306
BRECA	PAC	642.035	95.855	531.800	107.100	194.660	61.342	659.105	182.875	726.760	195.476
GARAPELLO	PAR										
BROTOLAS	FOX	232.435	28.176	100.700	21.100	99.975	22.799	72.609	19.032	78.350	15.931
CABALLAS	MAZ	704.065	51.657	1.107.300	89.600	1.191.600	75.212	415.290	35.409	347.005	22.152
CACHUCHO	DEL	812.100	155.101	617.100	98.000	634.395	169.085	491.390	126.092	442.631	127.903
CAZON	GAG										
CHERNA	WRF	7.793	2.630	51.600	18.800	19.923	5.634	327	235	2.935	1.512
CHOPA	BRB										
CONGRIO	COE	98.360	19.883	46.500	11.700	64.781	16.538	53.910	14.084	14.930	3.915
CORVINA	MGR	177.592	50.086	262.000	76.100	91.179	25.067	30.660	17.471	164.734	54.905
DENTONES-HURTA	DEX,REA	87.360	19.234	140.700	44.700	292.960	70.191				
PARGO-BOCINEGRO	RPG	38.650	11.820	16.200	5.600	29.705	8.728	13.325	7.312	1.070	495
DORADA	SBG	84.647	26.631	74.700	30.100	46.735	18.897	70.800	33.878	50.850	18.875
ESCUALOS DIVERSOS	SKH	531.520	98.989	275.400	59.000	285.085	75.284	233.062	71.640	230.507	79.105
FALSO ABADEJO	GPX										
FANECA	BIB										
GALLINETA	BRF			4.700	1.700	3.915	738				
HERRERA	SSB			900	200						
HUEVAS											
JAPUTA	POA										
JURELES	JAX	282.610	28.652	213.900	30.200	329.295	44.085	408.976	59.503	98.685	9.401
LENGUADOS	SOX	500	314	11.200	6.800	19.220	5.453	60	47	350	216
LISTADO	SKJ	17.060	3.583	150	41						
LUBINA	BSS										
MARRAJO-TINTORERA	SMA,BSH										
MELVA	BLT	2.590	312	1.500	400	210	29	2.130	426	50	10
MERLUZA NEGRA		11.678.005	2.370.131	12.395.800	2.841.900	12.988.719	3.516.655	11.746.255	2.784.301	12.667.501	2.530.001
MERO	GPD	1.151	797	3.000	3.100	3.132	2.412	824	737	200	138
MORENA	MUI										
LISAS	MUL					9.425	3.999				
PALOMETON	LEE										
PALOMETA	POP										
PECES MARINOS	MZZ	567.950	81.142	243.400	16.100	398.334	62.030	208.835	28.301	735.070	90.905
PEZ SABLE	SFS	70.761	10.051	41.800	5.800	39.130	5.811	21.308	4.145	7.195	1.621
PEZ LIMON	AMB										
GALLOS	LEZ	240.552	92.899	190.900	86.400	186.541	81.938	141.160	88.376	119.850	79.822
PEZ ESPADA	SWO	4.030	1.693	1.000	500	13.012	8.019	933	788	12.565	9.217
RAPES	MNZ	56.745	19.264	40.800	21.900	30.855	14.038	15.800	8.998	85.225	45.036
RASCACIOS	SCS	60.305	8.059	59.100	13.200	38.995	8.486	25.850	5.483	34.123	7.035
RAYAS	RAJ										
RAYAS-MANTAS	BAI	75.295	10.521	47.000	8.100	41.550	10.107	20.330	4.695	13.565	3.410
RONCADOR	BGR										
RUBIOS	GUX	2.620	366	1.700	300			2.370	649	2.850	816
SALMONETES	MUX	46.370	11.569	58.400	17.000	55.070	14.076	39.070	12.623	23.275	8.495
PARGO-SAMA DE PLUMA	DEP										
SARDINA	PIL	1.114.450	63.284	2.505.100	166.900	2.357.575	235.230	1.556.490	70.498	1.906.920	90.160
SARGOS	SWA			1.000	300						
SERRANO	BAS										
ZORROS	THR										
<b>TOTAL PECES</b>		<b>20.581.124</b>	<b>4.173.832</b>	<b>23.160.890</b>	<b>4.907.286</b>	<b>23.393.654</b>	<b>6.014.658</b>	<b>19.355.239</b>	<b>4.761.902</b>	<b>20.668.278</b>	<b>4.495.808</b>
PIRULO	CLK										
CALAMARES	SQC	25.830	14.104	30.700	19.800	13.780	8.298	6.110	3.964	6.975	4.585
CHOCO	CTC					180	83	225	110		
CHOPOS-CHOPITOS	CTL	4.690	1.764	4.100	1.700	1.290	384	255	118	325	161
MOLUSCOS MARINOS	MOL			46.600	8.300						
POTAS	OMZ							6.690	1.434		
PULPO	OCC	142.915	36.708	30.900	10.900	36.980	14.575	26.755	10.097	38.050	13.177
RELOJ	DOQ										
VOLADORES	SQM	17.385	2.367			52.575	8.967	28.130	5.531	49.045	12.965
<b>TOTAL MOLUSCOS</b>		<b>190.820</b>	<b>54.943</b>	<b>112.300</b>	<b>40.700</b>	<b>104.805</b>	<b>32.307</b>	<b>68.165</b>	<b>21.253</b>	<b>94.395</b>	<b>30.888</b>
CAMARONES	PAL	360	140	2.600	1.100	7.130	3.426	360	185		
CANGREJOS DE MAR	CRA									175	67
CARABINERO	SSH	6.560	4.039	1.500	1.100	6.690	5.058	240	224	175	167
CENTOLLA	SCR										
CIGALA	NEP			11.700	13.700	8.385	15.017	960	1.094	225	250
CRUSTACEOS MARINOS	CRU	61.485	42.541	64.500	45.100	54.270	59.049	62.345	63.917	94.917	83.175
GALERA	MTS	960	1.110								
GAMBA	DPS	1.150	1.076	5.500	4.800	2.665	3.006	775	767	1.525	1.656
GAMBA ROJA	ARA										
LANGOSTAS	CRW	561.916	308.783	324.600	211.600	77.740	75.613	31.220	33.460	41.580	37.665
LANGOSTINO	TGS					19.565	21.280				
<b>TOTAL CRUSTACEOS</b>		<b>632.431</b>	<b>357.689</b>	<b>410.400</b>	<b>277.400</b>	<b>176.445</b>	<b>182.449</b>	<b>95.900</b>	<b>99.648</b>	<b>138.597</b>	<b>122.979</b>
<b>TOTAL CADIZ</b>		<b>21.404.375</b>	<b>4.586.463</b>	<b>23.683.590</b>	<b>5.225.386</b>	<b>23.674.904</b>	<b>6.229.414</b>	<b>19.519.304</b>	<b>4.882.803</b>	<b>20.901.270</b>	<b>4.649.675</b>

**TABLA 1.4. DATOS POR ESPECIES. AÑOS 1990-1994**

ESPECIE	FAO	1990		1991		1992		1993		1994	
		PESO (Kg.)	VALOR (Miles Ptas.)	PESO (Kg.)	VALOR (Miles Ptas.)	PESO (Kg.)	VALOR (Miles Ptas.)	PESO (Kg.)	VALOR (Miles Ptas.)	PESO (Kg.)	VALOR (Miles Ptas.)
ACEDIA	CET										
AGUJA	BEN										
BESUGO BLANCO	SBA	42.150	22.881	25.185	10.046	56.294	14.058	22.120	15.249	37.995	15.937
ANCHOVA	BLU			31.100	1.754	20	1	382.270	101.743	495.350	145.882
ATUN	BFT	1.100	378	13.370	4.768	4.100	1.539	35.071	14.140		
BACALADILLA	WHB										
BOGA	BOG					19.600	1.078	2.420	185	140	9
BONITO	BON	140	40	34.700	12.450	375	128	7.745	3.298	175	54
BOQUERON	ANE	2.535.370	1.132.495	3.892.300	1.294.701	2.200.120	841.154	837.835	297.337	1.511.348	538.302
BRECA	PAC	1.454.326	509.860	537.865	184.202	332.840	111.498	298.350	105.536	245.765	87.717
GARAPELLO	PAR										
BROTOLAS	FOX	145.400	36.056	94.650	31.305	49.791	15.236	52.815	17.254	59.785	20.798
CABALLAS	MAZ	342.480	30.463	258.980	23.995	240.801	23.902	204.255	16.863	200.490	21.137
CACHUCHO	DEL	351.492	64.747	254.430	87.092	282.655	95.193	298.670	107.815	216.760	82.282
CAZON	GAG							15.125	9.529		
CHERNA	WRF	1.306	745	974	616	425	253	525	338	950	556
CHOPA	BRB										
CONGRIO	COE	6.650	2.297	820	254	650	198	800	266	13.845	5.140
CORVINA	MGR	44.620	18.819	18.086	9.309	14.075	7.408	15.475	7.756	12.235	6.126
DENTONES-HURTA	DEX.REA										
PARGO-BOCINEGRO	RPG	225	114	125	52	75	44	1.275	665	175	77
DORADA	SBG	12.050	4.389	200	106					25	13
ESCUALOS DIVERSOS	SKH	219.815	78.992	218.739	85.405	183.095	70.927	183.573	67.823	182.090	70.645
FALSO ABADEJO	GPX										
FANECA	BIB							50	11	550	198
GALLINETA	BRF										
HERRERA	SSB										
HUEVAS						74.220	78.211	124.475	122.928		
JAPUTA	POA			1.145	369	125	39	4.175	1.642	8.450	2.644
JURELES	JAX	316.260	44.372	79.350	10.018	173.875	19.436	131.685	15.146	80.965	13.552
LENGUADOS	SOX	600	378	2.000	1.185	350	289	700	498	1.975	1.608
LISTADO	SKJ	75	16					25	8	890	258
LUBINA	BSS									75	31
MARRAJO-TINTORERA	SMA.BSH										
MELVA	BLT	25	6	65.980	24.086	160	51	240	504		
MERLUZA NEGRA		12.885.005	2.923.772	11.276.934	2.979.342	12.114.031	2.933.550	13.299.274	2.828.566	9.733.124	2.838.117
MERO	GPD	150	120	508	357	1.441	1.201	722	542	5.585	4.277
MORENA	MUI									1.825	586
LISAS	MUL										
PALOMETON	LEE									1.675	603
PALOMETA	POP					450	215	2.800	1.107		
PECES MARINOS	MZZ	589.783	88.312	426.765	60.970	322.636	31.839	271.683	30.441	207.145	97.678
PEZ SABLE	SFS	1.675	414	175	39	475	102	4.375	1.203	6.375	1.824
PEZ LIMON	AMB										
GALLOS	LEZ	118.460	89.031	70.170	48.769	69.300	43.077	75.805	46.522	103.540	67.793
PEZ ESPADA	SWO	20	14			2.675	2.178	4.860	3.842	495	345
RAPES	MNZ	102.785	58.942	59.205	33.587	59.655	32.202	76.595	42.636	67.985	38.216
RASCACIOS	SCS	40.000	11.492	33.830	9.309	22.850	6.432	46.995	12.381	40.315	11.686
RAYAS	RAJ										
RAYAS-MANTAS	BAI	7.770	2.161	19.108	6.217	18.285	6.098	34.180	8.154	17.665	6.096
RONCADOR	BGR										
RUBIOS	GUX	1.400	426	975	250			1.700	551	9.810	2.804
SALMONETES	MUX	16.775	7.536	11.369	5.105	11.355	5.265	5.475	2.395	16.042	7.568
PARGO-SAMA DE PLUMA	DEP					650	322				
SARDINA	PIL	3.406.706	164.566	1.665.613	79.075	1.407.875	87.830	1.437.725	65.799	1.221.550	86.939
SARGOS	SWA	732.370	236.724					4.685	2.020		
SERRANO	BAS										
ZORROS	THR										
<b>TOTAL PECES</b>		<b>23.376.983</b>	<b>5.530.556</b>	<b>19.094.651</b>	<b>5.004.733</b>	<b>17.665.324</b>	<b>4.430.953</b>	<b>17.886.548</b>	<b>3.952.691</b>	<b>14.503.164</b>	<b>4.177.500</b>
PIRULO	CLK	3.900	1.371								
CALAMARES	SQC	5.000	2.909			725	403	725	399	1.025	570
CHOCO	CTC										
CHOPOS-CHOPITOS	CTL	775	365					125	52	1.550	716
MOLUSCOS MARINOS	MOL			2.925	921						
POTAS	OMZ										
PULPO	OCC	89.500	31.656	27.725	12.919	30.075	11.914	18.200	8.504	4.480	2.181
RELOJ	DOQ										
VOLADORES	SQM	58.775	16.410	39.690	12.710	21.405	6.940	22.495	7.430	11.270	3.844
<b>TOTAL MOLUSCOS</b>		<b>157.950</b>	<b>52.711</b>	<b>70.340</b>	<b>26.550</b>	<b>52.205</b>	<b>19.257</b>	<b>41.545</b>	<b>16.384</b>	<b>18.325</b>	<b>7.312</b>
CAMARONES	PAL	100	71			9.450	9.261				
CANGREJOS DE MAR	CRA										
CARABINERO	SSH			175	160						
CENTOLLA	SCR							75	29	675	375
CIGALA	NEP					200	112	75	63		
CRUSTACEOS MARINOS	CRU	110.029	109.263	81.867	72.257	74.360	72.118	73.005	79.738	66.615	71.709
GALERA	MTS										
GAMBA	DPS	375	339	50	32	125	110			700	469
GAMBA ROJA	ARA										
LANGOSTAS	CRW	5.534	5.513	600	677	275	275	10.600	11.418	14.700	15.211
LANGOSTINO	TGS										
<b>TOTAL CRUSTACEOS</b>		<b>116.038</b>	<b>115.185</b>	<b>82.692</b>	<b>73.126</b>	<b>84.410</b>	<b>81.876</b>	<b>83.755</b>	<b>91.248</b>	<b>82.690</b>	<b>87.762</b>
<b>TOTAL CADIZ</b>		<b>23.650.971</b>	<b>5.698.452</b>	<b>19.247.683</b>	<b>5.104.409</b>	<b>17.801.939</b>	<b>4.532.087</b>	<b>18.011.848</b>	<b>4.060.323</b>	<b>14.604.179</b>	<b>4.272.574</b>

TABLA 1.4. DATOS POR ESPECIES. AÑOS 1995-1999

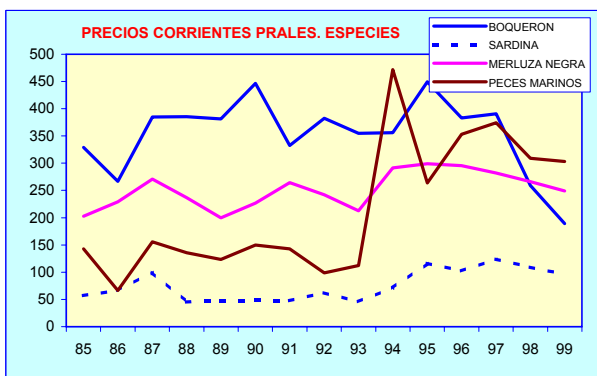
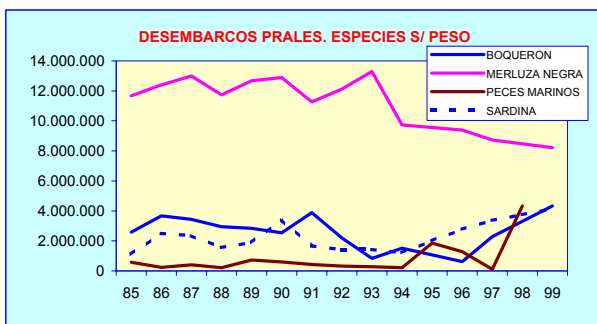
ESPECIE	FAO	1995		1996		1997		1998		1999	
		PESO (Kg.)	VALOR (Miles Ptas.)	PESO (Kg.)	VALOR (Miles Ptas.)	PESO (Kg.)	VALOR (Miles Ptas.)	PESO (Kg.)	VALOR (Miles Ptas.)	PESO (Kg.)	VALOR (Miles Ptas.)
ACEDIA	CET					104.860	26.886				
AGUJA	BEN			200	186	150	32				
BESUGO BLANCO	SBA	21.145	8.640	4.295	1.343						
ANCHOVA	BLU	247.675	72.941								
ATUN	BFT	26.620	5.230	53.239	10.460	2.775	1.243	1.804	691	832	139
BACALADILLA	WHB					75	14	38	7		
BOGA	BOG	94	6	48	4	128	4	87	3	45	2
BONITO	BON	534	83	893	111	7.873	1.555	3.937	777		
BOQUERON	ANE	1.066.976	409.012	622.603	279.723	2.279.056	891.277	3.307.036	855.459	4.335.016	819.641
BRECA	PAC	123.468	44.057	1.170	397						
GARAPELLO	PAR	29.125	10.970	58.250	21.940						
BROTOLAS	FOX	34.230	12.251	8.675	3.703						
CABALLAS	MAZ	215.967	19.800	231.444	18.463	268.280	17.259	249.231	15.813	230.181	14.367
CACHUCHO	DEL	141.555	49.982	66.350	17.683						
CAZON	GAG	2.463	983	4.925	1.965						
CHERNA	WRF	550	313	150	71	466	377	233	188		
CHOPA	BRB	25	4	50	9						
CONGRIO	COE	8.235	2.854	2.625	567	2.739	791	1.677	459	615	127
CORVINA	MGR	8.493	3.456	4.750	787						
DENTONES-HURTA	DEX,REA										
PARGO-BOCINEGRO	RPG	138	72	100	68						
DORADA	SBG	13	7								
ESCUALOS DIVERSOS	SKH	113.783	38.265	45.475	5.885	500.776	165.775	250.388	82.888		
FALSO ABADEJO	GPX	75	33	150	65	194	158	317	221		
FANECA	BIB	275	99								
GALLINETA	BRF	8.113	2.089	16.225	4.179						
HERRERA	SSB										
HUEVAS											
JAPUTA	POA	4.938	1.523	1.425	403						
JURELES	JAX	51.078	8.949	21.191	4.345	86.317	14.451	48.822	8.202	11.327	1.952
LENGUADOS	SOX	1.113	946	250	284	494	294	273	171	51	48
LISTADO	SKJ	627	173	363	89			149	29	297	58
LUBINA	BSS	38	16								
MARRAJO-TINTORERA	SMA,E	13	6	25	13						
MELVA	BLT	238	31	476	62	464	87	232	44		
MERLUZA NEGRA		9.563.774	2.823.785	9.394.423	2.809.453	8.732.062	2.464.104	8.473.118	2.255.276	8.214.173	2.046.448
MERO	GPD	3.130	2.405	675	533	350	268	175	134		
MORENA	MUI	913	293								
LISAS	MUL	189	20	377	39	3.417	228	2.314	149	1.211	69
PALOMETON	LEE	838	302								
PALOMETA	POP										
PECES MARINOS	MZZ	1.847.207	652.175	1.283.385	338.436	114.826	42.995	4.333.892	1.339.226	1.265.550	383.558
PEZ SABLE	SFS	5.425	1.126	4.475	429						
PEZ LIMON	AMB										
GALLOS	LEZ	71.871	42.442	40.201	17.091	34.234	13.824	45.111	14.418	55.988	15.012
PEZ ESPADA	SWO	2.110	1.370	3.725	2.395	9.946	10.506	5.101	5.431	256	357
RAPES	MNZ	47.830	28.775	27.675	19.334			11.783	11.079	23.565	22.157
RASCACIOS	SCS	20.158	5.843					2.563	616	5.125	1.231
RAYAS	RAJ	4.000	884	8.000	1.768	7.794	1.979	6.045	1.551	4.296	1.123
RAYAS-MANTAS	BAI	8.833	3.048								
RONCADOR	BGR	332	26	663	52						
RUBIOS	GUX	9.080	2.659	8.350	2.513	1.316	401	891	239	465	76
SALMONETES	MUX	9.459	4.288	2.875	1.008						
PARGO-SAMA DE PLUMA	DEP										
SARDINA	PIL	2.003.230	205.172	2.784.910	323.404	3.378.989	419.844	3.757.798	409.332	4.136.606	398.820
SARGOS	SWA	1.662	282	3.324	564						
SERRANO	BAS	650	92	1.300	184						
ZORROS	THR										
<b>TOTAL PECES</b>		<b>15.708.277</b>	<b>4.467.779</b>	<b>14.709.705</b>	<b>3.890.009</b>	<b>15.537.581</b>	<b>4.074.354</b>	<b>20.503.008</b>	<b>5.002.403</b>	<b>18.286.038</b>	<b>3.705.470</b>
PIRULO	CLK										
CALAMARES	SQC	513	285			727	455	505	206	1.143	307
CHOCO	CTC	15	14	29	28	340	179			102	100
CHOPOS-CHOPITOS	CTL	775	358								
MOLUSCOS MARINOS	MOL	125.877	33.275	400	92						
POTAS	OMZ	175	23	350	47	100	25			3.200	463
PULPO	OCC	2.579	1.278	677	375	626	375	1.227	918	7.156	5.449
RELOJ	DOQ	300	128	600	255						
VOLADORES	SQM	5.635	1.922	600	255						
<b>TOTAL MOLUSCOS</b>		<b>135.868</b>	<b>37.283</b>	<b>2.056</b>	<b>797</b>	<b>1.793</b>	<b>1.034</b>	<b>1.732</b>	<b>1.124</b>	<b>11.601</b>	<b>6.319</b>
CAMARONES	PAL										
CANGREJOS DE MAR	CRA	4.588	4.658	9.175	9.316						
CARABINERO	SSH					1.366	307				
CENTOLLA	SCR	338	187								
CIGALA	NEP										
CRUSTACEOS MARINOS	CRU	112.028	62.278	150	7						
GALERA	MTS										
GAMBA	DPS	350	234			354	190	1.211	649		
GAMBA ROJA	ARA										
LANGOSTAS	CRW	7.413	7.643	125	76						
LANGOSTINO	TGS										
<b>TOTAL CRUSTACEOS</b>		<b>124.716</b>	<b>75.001</b>	<b>9.450</b>	<b>9.399</b>	<b>1.720</b>	<b>497</b>	<b>1.211</b>	<b>649</b>		
<b>TOTAL CADIZ</b>		<b>15.968.860</b>	<b>4.580.063</b>	<b>14.721.211</b>	<b>3.900.205</b>	<b>15.541.094</b>	<b>4.075.885</b>	<b>20.505.951</b>	<b>5.004.175</b>	<b>18.297.639</b>	<b>3.711.789</b>

TABLA 1.5. PRINCIPALES ESPECIES SEGÚN PESO (MEDIAS QUINQUENALES PARA PESO Y VALOR)

ESPECIE	FAO	85-89			90-94			95-99		
		PESO MEDIO		VALOR MEDIO	PESO MEDIO		VALOR MEDIO	PESO MEDIO		VALOR MEDIO
		(Kg.)	(% s/ total)	(Miles Ptas.)	(Kg.)	(% s/ total)	(Miles Ptas.)	(Kg.)	(% s/ total)	(Miles Ptas.)
BOQUERON	ANE	3.097.332	14,18%	1.074.705	2.195.395	11,76%	820.798	2.322.137	13,65%	651.022
BRECA	PAC	550.872	2,52%	128.530	573.829	3,07%	199.763	24.928	0,15%	8.891
CABALLAS	MAZ	753.052	3,45%	54.806	249.401	1,34%	23.272	239.021	1,41%	17.140
CACHUCHO	DEL	599.523	2,75%	135.236	280.801	1,50%	87.426	41.581	0,24%	13.533
ESCUALOS DIVERSOS	SKH	311.115	1,42%	76.803	197.462	1,06%	74.758	182.084	1,07%	58.563
JURELES	JAX	266.693	1,22%	34.368	156.427	0,84%	20.505	43.747	0,26%	7.580
MERLUZA NEGRA		12.295.256	56,31%	2.808.597	11.861.674	63,56%	2.900.669	8.875.510	52,19%	2.479.813
PECES MARINOS	MZZ	430.718	1,97%	55.696	363.602	1,95%	61.848	1.768.972	10,40%	551.278
SARDINA	PIL	1.888.107	8,65%	125.214	1.827.894	9,79%	96.842	3.212.307	18,89%	351.314
ANCHOVA	BLU	85.238	0,39%	3.624	181.748	0,97%	49.876	49.535	0,29%	14.588
<b>TOTAL GENERAL</b>		<b>21.836.689</b>	<b>100,00%</b>	<b>5.114.748</b>	<b>18.663.324</b>	<b>100,00%</b>	<b>4.733.569</b>	<b>17.006.951</b>	<b>100,00%</b>	<b>4.254.423</b>

TABLA 1.6. PRINCIPALES ESPECIES SEGÚN VALOR (MEDIAS QUINQUENALES PARA PESO Y VALOR)

ESPECIE	FAO	85-89			90-94			95-99		
		PESO MEDIO	VALOR MEDIO		PESO MEDIO	VALOR MEDIO		PESO MEDIO	VALOR MEDIO	
			(Kg.)	(Miles Ptas.)		(% s/ total)	(Kg.)		(Miles Ptas.)	(% s/ total)
BOQUERON	ANE	3.097.332	1.074.705	21,01%	2.195.395	820.798	17,34%	2.322.137	651.022	15,30%
BRECA	PAC	550.872	128.530	2,51%	573.829	199.763	4,22%	24.928	8.891	0,21%
CACHUCHO	DEL	599.523	135.236	2,64%	280.801	87.426	1,85%	41.581	13.533	0,32%
CRUSTACEOS MARINO	CRU	67.503	58.756	1,15%	81.175	81.017	1,71%	22.436	12.457	0,29%
ESCUALOS DIVERSOS	SKH	311.115	76.803	1,50%	197.462	74.758	1,58%	182.084	58.563	1,38%
LANGOSTAS	CRW	207.411	133.424	2,61%	6.342	6.619	0,14%	1.508	1.544	0,04%
MERLUZA NEGRA		12.295.256	2.808.597	54,91%	11.861.674	2.900.669	61,28%	8.875.510	2.479.813	58,29%
PECES MARINOS	MZZ	430.718	55.696	1,09%	363.602	61.848	1,31%	1.768.972	551.278	12,96%
GALLOS	LEZ	175.801	85.887	1,68%	87.455	59.039	1,25%	49.481	14.588	0,34%
SARDINA	PIL	1.888.107	125.214	2,45%	1.827.894	96.842	2,05%	3.212.307	351.314	8,26%
<b>TOTAL GENERAL</b>		<b>21.836.689</b>	<b>5.114.748</b>	<b>100,00%</b>	<b>18.663.324</b>	<b>4.733.569</b>	<b>100,00%</b>	<b>17.006.951</b>	<b>4.254.423</b>	<b>100,00%</b>



**TABLA 1.7. ESTRUCTURA DE LA FLOTA POR MODALIDADES (1989, 1999 Y VARIACIÓN)**

VARIABLES	ARRASTRE			CERCO			OTRAS MODALIDADES			TODAS LAS MODALIDADES		
	1989	1999	VARIAC. (%)	1989	1999	VARIAC. (%)	1989	1999	VARIAC. (%)	1989	1999	VARIAC. (%)
Nº DE BARCOS	57	28	-50,88	4	5	20,00	31	30	-3,23	92	63	-31,52
ARQUEO (TRB)	17.683	8.406	-52,46	1.531	5.584	72,58	69	99	42,96	19.283	14.089	-26,94
POTENCIA (CV)	55.604	30.097	-45,87	5.770	16.340	64,69	660	909	37,73	62.034	47.346	-23,68
TRIP. (Nº)	961	475	-50,57	63	114	44,74	52	58	11,54	1.076	647	-39,87

**TABLA 1.8. INDICE DE PRECIOS PERCIBIDOS (IPP), SEGÚN MODALIDAD Y TOTAL**

AÑO	INDICE DE PRECIOS PERCIBIDOS				PRECIOS CONSTANTES (BASE 1992)			
	PECES	MOLUSCOS	CRUSTACEOS	TOTAL	PECES	MOLUSCOS	CRUSTACEOS	TOTAL
1985	85,28	64,84	106,05	85,05	213,98	259,29	824,93	216,51
1986	74,50	89,04	98,95	74,67	186,94	356,10	724,31	190,10
1987	103,97	99,49	127,89	103,92	260,88	397,88	1008,03	264,57
1988	98,62	95,26	112,17	98,58	247,46	380,95	956,24	250,98
1989	96,81	87,42	123,12	96,71	242,92	349,60	938,02	246,20
1990	113,11	89,28	102,34	112,83	283,81	357,05	1094,45	287,25
1991	87,76	117,62	71,43	88,10	220,20	470,38	854,58	224,30
1992	100,00	100,00	100,00	100,00	250,92	399,91	969,98	254,58
1993	91,36	117,94	87,96	91,67	229,25	471,66	889,19	233,38
1994	96,88	122,91	75,92	97,18	243,09	491,52	942,64	247,41
1995	106,46	125,15	75,92	106,67	267,12	500,50	1034,70	271,57
1996	121,74	140,01	68,36	121,94	305,46	559,90	1182,83	310,45
1997	109,09	151,29	60,79	109,58	273,73	605,05	1062,87	278,96
1998	79,89	171,65	60,76	80,95	200,46	686,45	785,24	206,10
1999	61,28	192,22	60,77	62,80	153,77	768,70	609,16	159,88

