

PUERTO: VELEZ-MALAGA (CALETA DE VELEZ)

TABLA 1.1. RESUMEN TOTAL ANUAL

AÑO	PESO (Tm.)	VALOR (Miles Ptas.)	PRECIO MEDIO (Ptas.)
1985	3.235,46	385.141	119
1986	2.068,04	346.699	168
1987	2.303,57	463.756	201
1988	1.508,32	542.082	359
1989	1.198,95	621.981	519
1990	2.091,60	585.066	280
1991	3.983,77	691.094	173
1992	3.854,95	670.153	174
1993	4.581,72	722.454	158
1994	4.414,96	775.841	176
1995	2.978,32	648.458	218
1996	2.766,41	679.865	246
1997	3.976,27	872.410	219
1998	3.194,73	817.295	256
1999	2.686,52	724.396	270

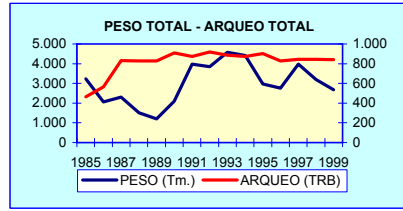
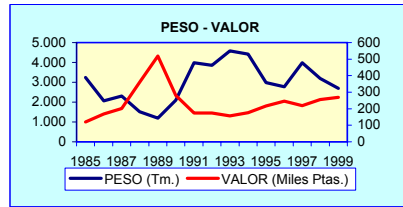


TABLA 1.2. RESUMEN POR CATEGORÍAS (PECES, MOLUSCOS, CRUSTACEOS)

AÑO	PECES			MOLUSCOS			CRUSTACEOS		
	PESO (Tm.)	VALOR (Miles Ptas.)	PRECIO (Ptas./ Kg.)	PESO (Tm.)	VALOR (Miles Ptas.)	PRECIO (Ptas./ Kg.)	PESO (Tm.)	VALOR (Miles Ptas.)	PRECIO (Ptas./ Kg.)
1985	2.771,33	275.480	99	431,60	96.370	223	32,53	13.291	409
1986	1.804,15	243.409	135	226,82	84.284	372	37,07	19.006	513
1987	2.007,93	303.740	151	247,58	140.416	567	48,06	19.600	408
1988	1.067,91	315.499	295	398,54	200.620	503	41,88	25.964	620
1989	717,27	306.662	428	435,66	272.404	625	46,02	42.915	933
1990	1.580,16	316.508	200	472,01	252.819	536	39,43	15.739	399
1991	3.269,59	455.994	139	635,38	212.384	334	78,80	22.716	288
1992	2.639,14	403.116	153	1.058,37	233.642	221	157,44	33.394	212
1993	3.920,06	500.212	128	599,17	203.787	340	62,49	18.455	295
1994	3.936,16	573.533	146	402,56	180.885	449	76,25	21.423	281
1995	2.496,18	423.069	169	431,39	204.149	473	50,75	21.239	418
1996	2.316,98	449.264	194	394,86	207.503	526	54,58	23.098	423
1997	3.511,49	579.027	165	407,39	264.285	676	57,40	29.098	507
1998	2.480,79	507.403	205	625,25	260.129	416	88,69	49.764	561
1999	2.139,28	418.015	195	418,86	253.938	606	128,38	52.444	408

TABLA 1.3. EVOLUCIÓN DE LA FLOTA OPERATIVA

AÑO	DOTADAS CON MOTOR				NO DOTADAS CON MOTOR				TOTAL			
	BARCOS (Nº)	ARQUEO TRB	POTENCIA CV	TRIP	BARCOS (Nº)	ARQUEO TRB	POTENCIA CV	TRIP	BARCOS (Nº)	ARQUEO TRB	POTENCIA CV	TRIP
1985	54	410	4.331	325	36	55	0	55	90	465	4.331	380
1986	55	509	5.087	351	36	55	0	55	91	564	5.087	406
1987	85	776	7.154	322	36	55	0	55	121	831	7.154	377
1988	87	782	7.214	328	35	47	0	51	122	829	7.214	379
1989	87	782	7.214	328	34	45	0	50	121	828	7.214	378
1990	89	865	7.826	347	34	45	0	50	123	910	7.826	397
1991	88	827	7.616	340	34	45	0	50	122	872	7.616	390
1992	89	873	7.781	351	34	45	0	50	123	918	7.781	401
1993	90	841	7.636	345	34	45	0	50	124	886	7.636	395
1994	88	828	7.467	341	34	44	0	49	122	873	7.467	390
1995	91	858	7.695	353	34	44	0	49	125	903	7.695	402
1996	88	785	6.918	325	33	43	0	47	121	828	6.918	372
1997	90	799	7.065	331	34	44	0	48	124	843	7.065	379
1998	91	801	7.095	333	34	44	0	48	125	845	7.095	381
1999	88	798	7.047	328	34	44	0	48	122	841	7.047	376

PUERTO: VELEZ-MALAGA (CALETA DE VELEZ)

TABLA 1.4. DATOS POR ESPECIES. AÑOS 1985-1989

ESPECIE	FAO	1985		1986		1987		1988		1989	
		PESO (Kg.)	VALOR (Miles Ptas.)	PESO (Kg.)	VALOR (Miles Ptas.)	PESO (Kg.)	VALOR (Miles Ptas.)	PESO (Kg.)	VALOR (Miles Ptas.)	PESO (Kg.)	VALOR (Miles Ptas.)
ACEDIA	CET					2.480	702				
AGUJA	BEN					9.325	4.030				
ALACHA	SAA										
ALOSAS	TSD										
ARAÑAS	WEX										
ATUN	BFT	1.500	131					10.800	3.888		
BACALADILLA	WHB	4.793	685	4.893	1.133	14.183	5.339	11.170	3.678	4.710	1.507
BACORETA	LTA	35.520	2.145								
BESUGO BLANCO	SBA	50.675	10.295	41.353	14.590	15.165	10.952	52.510	25.285	41.970	38.737
BOGA	BOG	143.000	5.117	148.049	9.051	200.990	12.137	106.120	5.069	47.330	2.511
BONITO	BON	24.300	3.718	5.108	1.719	35.312	6.063	11.950	2.795	6.015	2.492
BOQUERON	ANE	39.152	16.552	19.025	12.941	100.345	58.385	50.425	43.657	39.068	28.216
BRECA	PAC			25	8						
BROTOLAS	FOX	1.750	337	1.928	335	2.905	1.459	3.845	2.977	4.015	2.955
CABALLAS	MAZ	118.178	10.947	212.668	19.720	131.741	20.497	236.740	52.687	107.600	30.748
CAZON	GAG										
CHERNA	WRF			755	481	56	45	2.770	4.310	640	913
CINTA	PRC										
CONGRIO	COE	1.860	358	1.520	56	6.500	2.150	2.850	672	32.500	7.795
DORADA	SBG			400	380			120	150		
ESCUALOS DIVERSOS	SKH	36	4			20.930	13.877	4.250	2.278	12.000	6.171
FALSO ABADEJO	GPX										
FANECA	BIB					1.270	332				
GALLINETA	BRF										
HERRERA	SSB										
JAPUTA	POA										
JURELES	JAX	215.415	46.252	111.663	45.045	71.715	26.955	31.260	18.960	95.200	61.642
LENGUADOS	SOX	2.450	540	7.119	2.337	7.567	7.567	7.585	7.523	4.400	6.513
LISAS	MUL	2.680	188	19.163	1.557	24.530	2.767	14.345	1.581	10.180	1.505
LUBINA	BSS							200	288		
MARRAJO-TINTORERA	SMA.BSH										
MELVA	BLT	117.788	17.020	73.940	12.627			57.215	13.537	32.505	1.746
MERLUZA	HKE	24.441	13.051	7.296	3.073	6.113	5.323	7.240	7.884	7.020	8.746
MERO	GPD	44	71	299	290	150	143	2.875	5.671	745	1.732
PARGO-BOCINEGRO	RPG	1.147	761	1.100	611	2.553	2.768	3.870	4.416	7.400	8.352
PECES MARINOS	MZZ	424.111	47.845	126.402	17.342	11.940	5.493	11.770	10.574	3.100	620
PEZ DE SAN PEDRO	JOD										
PEZ ESPADA	SWO			800	880	5.080	4.809	40.000	5.800	3.500	3.850
PEZ LIMON	AMB										
PEZ SABLE	SFS										
PINTARROJAS	SCL										
RAPES	MNZ	41.864	9.695	56.123	19.871	46.883	24.864	7.810	5.475	9.495	9.810
RASCACIOS	SCS										
RAYAS	RAJ										
RAYAS-MANTAS	BAI	400	40								
RODABALLOS	LEF	10	4					300	200	1.725	2.070
RUBIOS	GUX										
SALEMA	SLM										
SALMONETES	MUX	40.669	21.817	22.133	17.044	30.005	26.327	31.515	27.448	31.895	30.103
SARDINA	PIL	1.478.772	67.694	942.384	62.318	1.255.981	60.758	358.370	58.698	214.255	47.928
SARGOS	SWA										
BABOSAS	BLE										
PAPARDA	SAU	775	212								
SALTON	SAN										
TOTAL PECES		2.771.329	275.480	1.804.145	243.409	2.007.930	303.740	1.067.905	315.499	717.268	306.662
ALMEJA BABOSA	CTS	1.818	628	112	67	10.332	5.694			5.200	2.433
ALMEJA CHOCHA	TPS										
ALMEJA FINA	CTG	1.235	495	214	82			11.500	3.850	2.600	650
ALMEJON-BOLO	CLJ										
BERBERECHO	COC										
BUSANO	MUE										
CALAMARES	SQC	73.555	24.907	33.880	14.611	48.950	34.023	35.432	26.449	43.062	38.733
CAÑAILLA	MSH										
CARACOLAS	GAS	400	12								
CHIRLA	SVE	1.986	753	14.461	5.537	17.506	12.819	17.520	10.579	56.330	40.303
CHOCO	CTC	44.577	11.327	23.487	11.738	29.650	18.337	26.705	18.952	33.858	20.926
CONCHA FINA	CLV										
COQUINAS	DON										
CORRUICO	COZ										
MEJILLON	MSX			1.040	465						
MOLUSCOS MARINOS	MOL	22.588	6.034	11.354	3.170	39.280	24.808	62.320	32.110	48.170	49.171
POTAS	OMZ										
PULPO	OCC	255.255	44.147	142.273	48.613	83.674	40.294	165.358	88.295	200.722	112.433
VIEIRA	SCE	30.181	8.067			18.185	4.441	79.700	20.385	45.720	7.757
CHOPOS-CHOPITO	CTL										
VOLADORES	SQM										
TOTAL MOLUSCOS		431.595	96.370	226.821	84.284	247.577	140.416	398.535	200.620	435.662	272.404
BOGAVANTE	LBE	15	6	12	8						
CAMARONES	PAL	2.408	905	4.009	428	14.135	2.723	13.505	3.084	11.400	2.342
CANGREJOS DE MAR	CRA	1.320	123			1.022	910				
CARABINERO	SSH					410	349	1.265	1.983	3.360	10.286
CENTOLLA	SCR										
CIGALA	NEP	4.710	4.249	4.199	6.367	429	939	2.945	6.994	2.780	9.619
CRUSTACEOS MARINOS	CRU	15.490	1.478	19.867	2.854	24.205	2.850	17.790	1.716	22.030	4.649
GALERA	MTS										
GAMBA	DPS	8.565	6.479	8.953	9.278	7.860	11.829	6.140	11.592	6.360	15.689
LANGOSTAS	CRW	25	51	18	43			230	596	90	330
LANGOSTINO	TGS			14	28						
TOTAL CRUSTACEOS		32.533	13.291	37.072	19.006	48.061	19.600	41.875	25.964	46.020	42.915
TOTAL CALETA		3.235.457	385.141	2.068.038	346.699	2.303.568	463.756	1.508.315	542.082	1.198.950	621.981

PUERTO: VELEZ-MALAGA (CALETA DE VELEZ)

TABLA 1.4. DATOS POR ESPECIES. AÑOS 1990-1994

ESPECIE	FAO	1990		1991		1992		1993		1994	
		PESO (Kg.)	VALOR (Miles Ptas.)	PESO (Kg.)	VALOR (Miles Ptas.)	PESO (Kg.)	VALOR (Miles Ptas.)	PESO (Kg.)	VALOR (Miles Ptas.)	PESO (Kg.)	VALOR (Miles Ptas.)
ACEDIA	CET										
AGUJA	BEN	170.800	1.871			99.970	15.795			166	128
ALACHA	SAA										
ALOSAS	TSD									252	23
ARAÑAS	WEX	23.509	2.375	60.930	5.599	15.162	1.759	29.040	5.578	33.014	8.597
ATUN	BFT							1.412	686	4.567	4.483
BACALADILLA	WHB	4.985	850	41.670	2.922	331.182	69.548	39.606	9.657	282.622	34.004
BACORETA	LTA										
BESUGO BLANCO	SBA	68.500	8.542	111.831	27.420	45.934	8.452	69.995	18.839	68.292	20.321
BOGA	BOG	65.800	5.230	126.194	4.055	47.351	3.315	107.117	3.346	104.078	3.047
BONITO	BON	12.654	4.890	625	191	8.747	2.685	1.224	265	414	116
BOQUERON	ANE	26.720	8.951	99.792	35.224	11.826	7.521	864	632	19.215	11.823
BRECA	PAC	10.980	3.752	920	734	24.195	6.654	733	593	2.639	1.205
BROTOLAS	FOX	10.570	2.189	2.200	252	28.144	3.659	13.324	3.421	16.606	5.114
CABALLAS	MAZ	46.500	7.831	176.606	15.191	92.517	8.327	570.210	16.799	260.054	9.084
CAZON	GAG							45	11	1.270	410
CHERNA	WRF										
CINTA	PRC										
CONGRIO	COE										
DORADA	SBG	1.025	471							30	26
ESCUALOS DIVERSOS	SKH	2.860	680								
FALSO ABADEJO	GPX										
FANECA	BIB										
GALLINETA	BRF										
HERRERA	SSB	26.323	8.650	43.920	14.545	12.991	3.325	24.143	8.910	20.980	8.224
JAPUTA	POA										
JURELES	JAX	123.800	45.985	328.631	87.759	123.860	24.896	1.306.548	144.557	955.457	133.709
LENGUADOS	SOX	21.860	9.651	3.310	2.303	13.891	9.265	1.982	1.135	3.378	1.913
LISAS	MUL	10.860	3.240	13.073	1.861	31.804	2.799	14.248	1.186	9.966	718
LUBINA	BSS									50	40
MARRAJO-TINTORERA	SMA.BSH							485	240	384	203
MELVA	BLT	133.200	18.932	29.589	2.522	30.732	8.790	906	117	13.694	1.402
MERLUZA	HKE	28.433	15.120	44.528	31.029	42.645	26.792	69.056	43.177	104.259	58.431
MERO	GPD	265	321	5	51	474	325	131	157	70	52
PARGO-BOCINEGRO	RPG	698	683	3	15			3.904	2.410	7.108	3.964
PECES MARINOS	MZZ	387.000	32.829	423.257	54.764	97.624	16.499	346.795	68.647	263.420	48.427
PEZ DE SAN PEDRO	JOD	3.650	421								
PEZ ESPADA	SWO	965	480							23	17
PEZ LIMON	AMB										
PEZ SABLE	SFS										
PINTARROJAS	SCL	7.689	2.174	105	14			3.837	830	8.940	2.074
RAPES	MNZ	25.923	13.891	63.475	20.239	74.883	27.782	39.116	18.443	38.450	17.416
RASCACIOS	SCS			530	276						
RAYAS	RAJ	3.126	1.021	31.176	3.708	42.730	5.427	9.384	2.256	14.908	3.905
RAYAS-MANTAS	BAI										
RODABALLOS	LEF										
RUBIOS	GUX			190	85	4.581	1.833	1.030	493	950	520
SALEMA	SLM	16.540	2.030	46.020	3.377	23.966	2.349	6.468	668	9.947	927
SALMONETES	MUX	33.528	23.451	39.600	28.733	67.405	45.565	49.910	34.307	37.350	26.142
SARDINA	PIL	310.675	89.786	1.466.621	103.973	1.366.526	99.756	1.047.931	92.644	884.909	77.885
SARGOS	SWA	723	210	1.470	443			1.090	644	374	249
BABOSAS	BLE			35.222	3.533			33.477	4.835	45.174	7.538
PAPARDA	SAU			78.100	5.178			126.047	14.729		
SALTON	SAN									723.150	81.418
TOTAL PECES		1.580.161	316.508	3.269.593	455.994	2.639.140	403.116	3.920.058	500.212	3.936.160	573.533
ALMEJA BABOSA	CTS										
ALMEJA CHOCHA	TPS	39.215	13.761	1.948	1.539	12.334	8.483	11.388	4.164	15.189	4.120
ALMEJA FINA	CTG										
ALMEJON-BOLO	CLJ	2.460	1.007	130	34			421	150		
BERBERECHO	COC										
BUSANO	MUE	1.063	979					5	5		
CALAMARES	SQC	89.712	62.871	148.917	53.304	77.077	37.691	70.478	31.278	38.999	20.217
CAÑAILLA	MSH										
CARACOLAS	GAS										
CHIRLA	SVE	102.023	48.971	76.860	51.042	59.902	38.457	19.656	14.843	19.342	14.546
CHOCO	CTC	60.780	32.590	75.292	26.286			101.791	31.039	58.296	24.739
CONCHA FINA	CLV	47.670	13.481	28.935	13.407	32.153	12.636	49.669	21.117	57.378	16.461
COQUINAS	DON			8.008	9.234	18.378	13.746	6.541	6.999	7.618	7.073
CORRUCO	COZ					471.304	32.991	53.511	3.746	11	3
MEJILLON	MSX										
MOLUSCOS MARINOS	MOL	3.260	1.790	179	152	37.222	23.785	952	506	2.365	982
POTAS	OMZ			2.568	330	63.545	10.358	170	25	708	135
PULPO	OCC	124.300	76.901	292.462	57.028	281.800	53.260	197.311	72.333	139.290	79.797
VIEIRA	SCE	1.524	470	82	29	4.658	2.236	87.013	17.435	63.363	12.812
CHOPOS-CHOPITO	CTL							262	148		
VOLADORES	SQM										
TOTAL MOLUSCOS		472.007	252.819	635.381	212.384	1.058.373	233.642	599.168	203.787	402.559	180.885
BOGAVANTE	LBE			2	11					45	8
CAMARONES	PAL	4.860	2.090	21.560	2.441	27.734	3.051	23.984	4.834	19.386	4.964
CANGREJOS DE MAR	CRA										
CARABINERO	SSH							1.588	102		
CENTOLLA	SCR										
CIGALA	NEP	3.986	4.151	1.980	1.909	2.164	1.650	1.654	1.630	1.312	1.231
CRUSTACEOS MARINOS	CRU	20.523	2.756	32.056	1.883	101.743	12.146	20.536	1.702	31.819	2.833
GALERA	MTS	649	181			13.431	1.236				
GAMBA	DPS	8.764	5.870	23.184	16.360	12.188	14.626	14.628	10.124	23.416	12.267
LANGOSTAS	CRW	645	691	13	113	181	686	103	63	267	121
LANGOSTINO	TGS										
TOTAL CRUSTACEOS		39.427	15.739	78.795	22.716	157.441	33.394	62.493	18.455	76.245	21.423
TOTAL CALETA		2.091.595	585.066	3.983.769	691.094	3.854.954	670.153	4.581.719	722.454	4.414.964	775.841

PUERTO: VELEZ-MALAGA (CALETA DE VELEZ)

TABLA 1.4. DATOS POR ESPECIES. AÑOS 1995-1999

ESPECIE	FAO	1995		1996		1997		1998		1999	
		PESO (Kg.)	VALOR (Miles Ptas.)	PESO (Kg.)	VALOR (Miles Ptas.)	PESO (Kg.)	VALOR (Miles Ptas.)	PESO (Kg.)	VALOR (Miles Ptas.)	PESO (Kg.)	VALOR (Miles Ptas.)
ACEDIA	CET							322	204		
AGUJA	BEN	7.434	4.661	242	190	3.033	2.432	5.995	5.321		
ALACHA	SAA							69.215	1.940		
ALOSAS	TSD	15	9			18	4				
ARAÑAS	WEX	30.575	8.271	36.007	9.138	33.034	8.857	30.822	9.574	357.572	87.719
ATUN	BFT	214	146	292	180	369	223	431	423	256	253
BACALADILLA	WHB	25.675	7.492	146.967	18.532	458.799	50.201	13.503	4.645	265.379	30.481
BACORETA	LTA										
BESUGO BLANCO	SBA	83.134	22.331	69.505	18.807	72.312	21.930	49.112	18.553	46.598	12.868
BOGA	BOG	125.883	3.580	87.085	2.588	76.665	2.351	104.961	2.921	51.088	1.683
BONITO	BON	810	300	1.278	475	2.934	951	2.466	1.039	7.910	2.136
BOQUERON	ANE	27.795	20.283	81.130	46.844	147.074	76.936	191.056	65.195	212.714	70.955
BRECA	PAC	3.382	1.599	4.009	2.118	5.995	2.894	3.566	2.018	3.380	1.708
BROTOLAS	FOX	2.110	767	950	368	7.352	2.445	9.912	3.731	14.886	5.610
CABALLAS	MAZ	420.280	14.089	257.860	12.220	276.324	19.128	68.304	8.485	78.100	7.522
CAZON	GAG	1.427	756	520	216	4.770	2.059	4.403	1.530	2.692	1.222
CHERNA	WRF										
CINTA	PRC					21.953	677				
CONGRIO	COE					1.438	961	12.560	2.779	60	4
DORADA	SBG	20	21	10	6	60	65	50	53	10	7
ESCUALOS DIVERSOS	SKH							15	5		
FALSO ABADEJO	GPX							7	8		
FANECA	BIB										
GALLINETA	BRF					55	42	15	11		
HERRERA	SSB	32.267	14.040	19.512	8.451	21.379	11.132	20.316	11.729	12.176	7.518
JAPUTA	POA							22	7		
JURELES	JAX	443.528	92.748	484.922	92.840	326.729	80.262	195.781	62.626		
LENGUADOS	SOX	3.670	2.182	5.406	3.168	7.968	5.101	11.298	7.522	9.562	6.550
LISAS	MUL	28.327	2.505	27.420	2.884	17.746	1.678	12.550	1.660	11.578	1.066
LUBINA	BSS	154	107	50	45	410	346	1.319	988	1.635	1.101
MARRAJO-TINTORERA	SMA,BSH	270	121	1.908	390	1.067	439	821	359	729	189
MELVA	BLT	8.256	803	15.098	1.478	3.898	596	33.458	4.122	19.411	3.024
MERLUZA	HKE	51.307	36.788	80.194	54.894	76.783	54.078	69.733	60.372	39.364	37.659
MERO	GPD	130	106	180	172	601	513	418	408	310	329
PARGO-BOCINEGRO	RPG	4.100	2.841	9.031	5.437	6.217	4.307	5.650	4.012	8.030	5.396
PECES MARINOS	MZZ	241.016	43.318	162.961	35.425	146.960	32.646	124.443	31.615	148.005	32.575
PEZ DE SAN PEDRO	JOD					10	3	13	7		
PEZ ESPADA	SWO	1.467	809			193	155			123	131
PEZ LIMON	AMB					5	5	161	165		
PEZ SABLE	SFS					28.080	1.037	36.927	3.278	7.928	561
PINTARROJAS	SCL	11.750	3.287	11.042	2.934	13.198	3.317	17.528	4.088	16.240	4.023
RAPES	MNZ	22.897	12.452	24.979	11.820	21.644	11.957	35.556	18.520	21.780	13.640
RASCACIOS	SCS										
RAYAS	RAJ	12.848	3.831	14.947	4.139	14.372	4.044	12.532	3.833	45.010	8.098
RAYAS-MANTAS	BAI										
RODABALLOS	LEF					125	94	342	299		
RUBIOS	GUX	646	368	1.652	839	1.963	1.061	2.248	1.253	1.244	687
SALEMA	SLM	21.100	2.056	18.838	1.583	16.194	1.655	10.908	1.402	5.840	682
SALMONETES	MUX	35.566	24.796	26.847	23.158	30.232	25.780	31.625	31.326	24.070	22.451
SARDINA	PIL	746.840	79.130	392.842	58.950	521.422	68.379	1.071.719	100.786	720.472	48.006
SARGOS	SWA	1.594	766	1.860	950	1.692	955	3.418	1.610	5.126	2.163
BABOSAS	BLE	47.105	7.131	42.738	7.485	33.226	5.959	37.932	6.150		
PAPARDA	SAU										
SALTON	SAN	52.587	8.580	288.695	20.902	1.107.190	71.374	177.355	20.833		
TOTAL PECES		2.496.179	423.069	2.316.977	449.264	3.511.489	579.027	2.480.788	507.403	2.139.278	418.015
ALMEJA BABOSA	CTS										
ALMEJA CHOCHA	TPS	15.392	3.726	20.844	4.706	8.804	2.973	7.527	2.608	974	409
ALMEJA FINA	CTG										
ALMEJON-BOLO	CLJ			761	285	809	383	1.736	1.028	435	268
BERBERECHO	COC									1.008	65
BUSANO	MUE	58	308	8	49			50	22		
CALAMARES	SQC	74.014	39.116	98.761	46.822	94.198	50.197	80.817	51.245	118.760	78.856
CAÑAILLA	MSH					38	22	23	13		
CARACOLAS	GAS										
CHIRLA	SVE	14.937	9.613	2.968	1.858	8.862	5.760	7.665	6.405	44.794	33.634
CHOCO	CTC	59.514	24.562	78.847	31.474	70.597	35.874	78.489	41.207	83.054	42.528
CONCHA FINA	CLV	72.358	18.992	60.396	17.502	50.162	16.123	32.008	12.820	10.093	4.783
COQUINAS	DON	8.783	6.955	8.224	8.664	11.738	13.886	11.495	11.199	15.264	15.878
CORRUICO	COZ	54.594	3.549					239.488	15.327		
MEJILLON	MSX										
MOLUSCOS MARINOS	MOL	745	305	397	132	1.439	672	862	478	555	337
POTAS	OMZ	972	190	6.846	1.419			51.086	11.416	50.488	9.140
PULPO	OCC	126.607	95.971	116.643	94.547	134.082	132.013	113.182	105.912	90.364	66.850
VIEIRA	SCE	3.416	863	162	45	2.971	1.422	821	449	3.074	1.190
CHOPOS-CHOPITO	CTL										
VOLADORES	SQM					23.686	4.961				
TOTAL MOLUSCOS		431.390	204.149	394.857	207.503	407.386	264.285	625.249	260.129	418.860	253.938
BOGAVANTE	LBE	40	40	40	29	50	44	80	83	70	65
CAMARONES	PAL	12.760	2.954	15.734	3.362	14.571	3.420	18.540	4.142		
CANGREJOS DE MAR	CRA										
CARABINERO	SSH	180	186	850	684	1.738	2.053	1.502	1.889	1.636	1.514
CENTOLLA	SCR	38	7			134	26	381	47	400	52
CIGALA	NEP	619	618	384	504	2.261	3.174	9.968	11.403	4.280	7.211
CRUSTACEOS MARINOS	CRU	14.514	1.487	10.362	1.229	14.096	2.050	18.294	3.951	63.646	8.833
GALERA	MTS										
GAMBA	DPS	22.475	15.850	26.605	16.718	24.375	18.193	39.792	28.129	58.284	34.722
LANGOSTAS	CRW	128	98	600	573	170	138	108	107	66	48
LANGOSTINO	TGS							24	14		
TOTAL CRUSTACEOS		50.754	21.239	54.575	23.098	57.395	29.098	88.689	49.764	128.382	52.444
TOTAL CALETA		2.978.323	648.458	2.766.409	679.865	3.976.270	872.410	3.194.726	817.295	2.686.520	724.396

PUERTO: VELEZ-MALAGA (CALETA DE VELEZ)

TABLA 1.5. PRINCIPALES ESPECIES SEGÚN PESO (MEDIAS QUINQUENALES PARA PESO Y VALOR)

ESPECIE	FAO	85-89			90-94			95-99		
		PESO MEDIO		VALOR MEDIO (Miles Ptas.)	PESO MEDIO		VALOR MEDIO (Miles Ptas.)	PESO MEDIO		VALOR MEDIO (Miles Ptas.)
		(Kg.)	(% s/ total)		(Kg.)	(% s/ total)		(Kg.)	(% s/ total)	
BACALADILLA	WHB	7.950	0,39%	2.468	140.013	3,70%	23.396	182.065	5,83%	22.270
BOGA	BOG	129.098	6,26%	6.777	90.108	2,38%	3.798	89.136	2,86%	2.625
BOQUERON	ANE	49.603	2,40%	31.950	31.683	0,84%	12.830	131.954	4,23%	55.971
CABALLAS	MAZ	161.385	7,82%	26.920	229.177	6,05%	11.446	220.174	7,06%	12.289
CALAMARES	SQC	46.976	2,28%	27.745	85.037	2,25%	41.072	93.310	2,99%	53.247
JURELES	JAX	105.051	5,09%	39.771	567.659	15,00%	87.381	290.192	9,30%	65.695
PECES MARINOS	MZZ	115.465	5,60%	16.375	303.619	8,02%	44.233	164.677	5,28%	35.116
PULPO	OCC	169.456	8,21%	66.756	207.033	5,47%	67.864	116.176	3,72%	99.059
SARDINA	PIL	849.952	41,20%	59.479	1.015.332	26,82%	92.809	690.659	22,13%	71.050
SALTON	SAN	0	0,00%	0	144.630	3,82%	16.284	325.165	10,42%	24.338
TOTAL GENERAL		2.062.866	100,00%	471.932	3.785.400	100,00%	688.922	3.120.450	100,00%	748.485

TABLA 1.6. PRINCIPALES ESPECIES SEGÚN VALOR (MEDIAS QUINQUENALES PARA PESO Y VALOR)

ESPECIE	FAO	85-89			90-94			95-99		
		PESO MEDIO (Kg.)	VALOR MEDIO		PESO MEDIO (Kg.)	VALOR MEDIO		PESO MEDIO (Kg.)	VALOR MEDIO	
			(Miles Ptas.)	(% s/ total)		(Miles Ptas.)	(% s/ total)		(Miles Ptas.)	(% s/ total)
BOQUERON	ANE	49.603	31.950	6,77%	31.683	12.830	1,86%	131.954	55.971	7,48%
CALAMARES	SQC	46.976	27.745	5,88%	85.037	41.072	5,96%	93.310	53.247	7,11%
CHIRLA	SVE	21.561	13.998	2,97%	55.557	33.572	4,87%	15.845	11.454	1,53%
CHOCO	CTC	31.655	16.256	3,44%	59.232	22.931	3,33%	74.100	35.129	4,69%
JURELES	JAX	105.051	39.771	8,43%	567.659	87.381	12,68%	290.192	65.695	8,78%
MERLUZA	HKE	10.422	7.615	1,61%	57.784	34.910	5,07%	63.476	48.758	6,51%
PECES MARINOS	MZZ	115.465	16.375	3,47%	303.619	44.233	6,42%	164.677	35.116	4,69%
PULPO	OCC	169.456	66.756	14,15%	207.033	67.864	9,85%	116.176	99.059	13,23%
SALMONETES	MUX	31.243	24.548	5,20%	45.559	31.640	4,59%	29.668	25.502	3,41%
SARDINA	PIL	849.952	59.479	12,60%	1.015.332	92.809	13,47%	690.659	71.050	9,49%
TOTAL GENERAL		2.062.866	471.932	100,00%	3.785.400	688.922	100,00%	3.120.450	748.485	100,00%

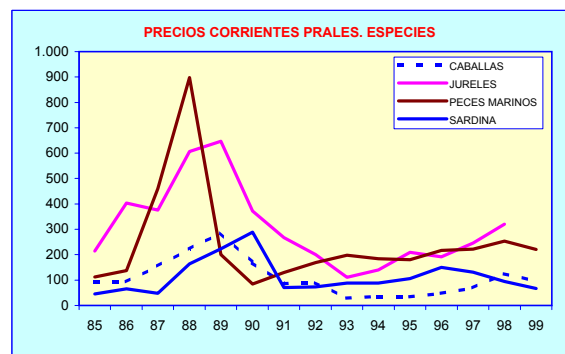
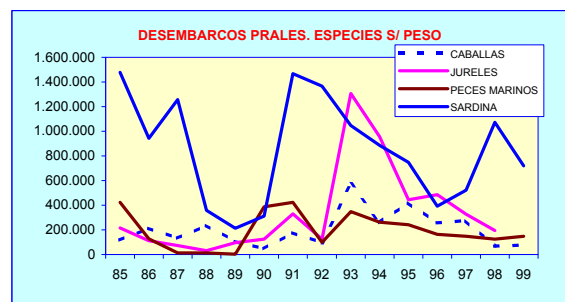


TABLA 1.7. ESTRUCTURA DE LA FLOTA POR MODALIDADES (1989, 1999 Y VARIACIÓN)

VARIABLES	ARRASTRE			CERCO			OTRAS MODALIDADES			TODAS LAS MODALIDADES		
	1989	1999	VARIAC. (%)	1989	1999	VARIAC. (%)	1989	1999	VARIAC. (%)	1989	1999	VARIAC. (%)
Nº DE BARCOS	12	12	0,00	16	16	0,00	93	94	1,08	121	122	0,83
ARQUEO (TRB)	355	359	1,11	201	207	3,13	272	275	1,23	828	841	1,66
POTENCIA (CV)	2.437	2.374	-2,59	2.180	2.135	-2,11	2.597	2.538	-2,27	7.214	7.047	-2,31
TRIP. (Nº)	71	78	9,86	96	90	-6,67	203	208	2,46	370	376	1,62

TABLA 1.8. INDICE DE PRECIOS PERCIBIDOS (IPP), SEGÚN MODALIDAD Y TOTAL

AÑO	INDICE DE PRECIOS PERCIBIDOS				PRECIOS CONSTANTES (BASE 1992)			
	PECES	MOLUSCOS	CRUSTACEOS	TOTAL	PECES	MOLUSCOS	CRUSTACEOS	TOTAL
1985	66,33	75,39	67,51	68,88	101,31	166,43	143,20	119,74
1986	93,55	117,82	87,55	99,82	142,90	260,09	185,70	173,53
1987	125,13	180,16	104,67	138,94	191,13	397,71	222,02	241,53
1988	176,46	188,69	133,56	177,22	269,53	416,54	283,29	308,09
1989	232,41	208,67	207,67	224,44	354,99	460,65	440,48	390,17
1990	195,01	198,68	84,72	189,39	297,86	438,60	179,70	329,25
1991	86,27	94,52	58,62	86,87	131,78	208,66	124,34	151,01
1992	100,00	100,00	100,00	100,00	152,75	220,76	212,10	173,84
1993	112,53	141,22	66,86	117,63	171,89	311,75	141,81	204,49
1994	98,90	190,44	61,48	121,67	151,06	420,41	130,40	211,51
1995	129,86	226,34	74,53	152,90	198,35	499,65	158,07	265,80
1996	133,22	233,73	79,39	157,45	203,48	515,97	168,40	273,71
1997	125,65	276,23	94,76	164,94	191,93	609,79	200,99	286,74
1998	141,71	280,22	116,34	178,03	216,46	618,60	246,76	309,50
1999	105,35	235,40	88,05	139,84	160,91	519,67	186,77	243,11

