

TABLA 1.1. RESUMEN TOTAL ANUAL

AÑO	PESO (Tm.)	VALOR (Miles Ptas.)	PRECIO MEDIO (Ptas.)
1985	3.263,94	456.336	140
1986	4.089,30	501.500	123
1987	3.488,79	471.884	135
1988	2.428,15	561.989	231
1989	2.005,77	480.476	240
1990	1.669,31	411.594	247
1991	1.647,50	355.393	216
1992	2.821,12	419.239	149
1993	2.328,32	406.587	175
1994	3.184,68	500.282	157
1995	2.804,19	527.667	188
1996	3.713,49	589.614	159
1997	3.695,49	636.055	172
1998	3.423,48	570.162	167
1999	3.044,23	676.333	222

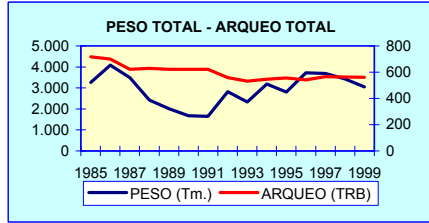
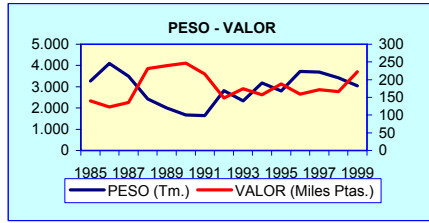


TABLA 1.2. RESUMEN POR CATEGORÍAS (PECES, MOLUSCOS, CRUSTACEOS)

AÑO	PECES			MOLUSCOS			CRUSTACEOS		
	PESO (Tm.)	VALOR (Miles Ptas.)	PRECIO (Ptas./ Kg.)	PESO (Tm.)	VALOR (Miles Ptas.)	PRECIO (Ptas./ Kg.)	PESO (Tm.)	VALOR (Miles Ptas.)	PRECIO (Ptas./ Kg.)
1985	2.710,96	338.974	125	552,53	117.047	212	0,45	315	700
1986	2.755,40	342.800	124	1.333,70	158.200	119	0,20	500	2.500
1987	2.105,26	316.687	150	1.380,20	145.097	105	3,32	10.100	3.041
1988	1.565,19	366.773	234	848,45	173.463	204	14,52	21.752	1.498
1989	1.610,07	341.448	212	386,62	124.772	323	9,08	14.256	1.570
1990	1.367,38	301.531	221	293,07	90.596	309	8,85	19.467	2.199
1991	1.479,74	287.319	194	160,10	54.500	340	7,65	13.575	1.774
1992	1.814,98	273.810	151	1.001,60	131.644	131	4,54	13.785	3.038
1993	1.616,19	283.525	175	709,55	114.809	162	2,58	8.252	3.201
1994	2.368,85	355.473	150	812,95	136.382	168	2,88	8.427	2.930
1995	2.301,17	398.528	173	498,05	114.796	230	4,97	14.343	2.885
1996	2.222,84	378.535	170	1.479,05	184.113	124	11,59	26.966	2.326
1997	2.462,79	421.838	171	1.220,97	186.377	153	11,73	27.841	2.373
1998	2.280,50	366.743	161	1.121,26	160.385	143	21,72	43.034	1.981
1999	2.308,43	439.816	191	701,27	162.781	232	34,52	73.736	2.136

TABLA 1.3. EVOLUCIÓN DE LA FLOTA OPERATIVA

AÑO	DOTADAS CON MOTOR				NO DOTADAS CON MOTOR				TOTAL			
	BARCOS (Nº)	ARQUEO TRB	POTENCIA CV	TRIP	BARCOS (Nº)	ARQUEO TRB	POTENCIA CV	TRIP	BARCOS (Nº)	ARQUEO TRB	POTENCIA CV	TRIP
1985	151	708	6.018	611	8	9	0	9	159	717	6.018	620
1986	151	692	6.013	593	8	9	0	9	159	701	6.013	602
1987	120	614	5.297	379	8	9	0	9	128	622	5.297	388
1988	122	620	5.375	384	8	9	0	9	130	629	5.375	393
1989	121	614	5.307	381	8	9	0	9	129	623	5.307	390
1990	121	614	5.307	381	8	9	0	9	129	623	5.307	390
1991	120	612	5.300	379	8	9	0	9	128	621	5.300	388
1992	117	550	5.013	362	8	9	0	9	125	559	5.013	371
1993	114	522	4.762	346	8	9	0	9	122	531	4.762	355
1994	113	538	4.786	346	8	9	0	9	121	547	4.786	355
1995	114	548	4.843	349	8	9	0	9	122	557	4.843	358
1996	113	533	4.735	345	8	9	0	9	121	542	4.735	354
1997	115	556	4.844	352	8	9	0	9	123	565	4.844	361
1998	114	554	4.792	347	9	9	0	10	123	563	4.792	357
1999	113	552	4.760	342	9	9	0	10	122	562	4.760	352

PUERTO: ESTEPONA

TABLA 1.4. DATOS POR ESPECIES. AÑOS 1985-1989

ESPECIE	FAO	1985		1986		1987		1988		1989	
		PESO (Kg.)	VALOR (Miles Ptas.)	PESO (Kg.)	VALOR (Miles Ptas.)	PESO (Kg.)	VALOR (Miles Ptas.)	PESO (Kg.)	VALOR (Miles Ptas.)	PESO (Kg.)	VALOR (Miles Ptas.)
AGUJA	BEN					19.620	664	4.275	115	13.841	440
ALACHA	SAA										
BESUGO BLANCO	SBA	236.435	56.994	252.900	65.000	235.918	59.748	168.377	47.033	218.058	51.289
PINTARROJAS	SCL					663	104	8.037	1.385	1.812	321
ATUN	BFT					350	133	3.250	1.094	400	136
BACALADILLA	WHB	36.976	5.591	7.500	400	41.585	4.409	12.437	2.346	5.050	732
BOGA	BOG	171.615	2.164	225.300	3.300	115.977	1.902	84.541	2.372	43.387	1.216
BONITO	BON	133.266	16.825	44.700	6.600	78.836	9.501	43.977	7.643	24.282	3.575
BOQUERON	ANE	22.250	9.130	168.100	33.500	28.014	12.386	94.292	52.395	19.956	13.104
BRECA	PAC	18.513	2.655	2.500	1.000	13.859	4.481	6.850	3.608	3.550	2.294
BROTOLAS	FOX	6.832	2.228			8.539	3.673	3.175	1.439	6.975	4.266
CABALLAS	MAZ	83.609	2.359	18.700	600	317.996	9.700	61.497	4.896	104.336	7.165
CHERNA	WRF										
CONGRIO	COE					394	77	3.357	696	1.627	238
CORVINA	MGR										
DORADA	SBG					125	108			25	29
ESCUALOS DIVERSOS	SKH										
FALSO ABADEJO	GPX										
GALLINETA	BRF	2.890	724			6.010	2.016	3.325	1.856	2.125	1.474
HERRERA	SSB	3.630	839	7.100	2.600	29.339	8.769	11.967	4.922	14.460	7.710
JURELES	JAX	575.930	95.225	334.600	75.000	321.793	64.577	243.128	70.214	290.295	66.480
LENGUADOS	SOX	520	1.170	1.300	1.600	6.307	9.963	6.525	8.210	5.700	8.297
LUBINA	BSS	300	570	600	1.300	25	49	768	811	440	586
MARRAJO-TINTORERA	SMA,BSH									25	55
MELVA	BLT	8.250	487	6.200	500	32.496	2.762	41.710	3.444	18.342	1.241
MERLUZA	HKE	2.015	2.510					1.300	910	131	130
MERO	GPD			1.400	1.600	637	731	458	361	649	851
LISAS	MUL									425	26
PARGO-BOCINEGRO	RPG					5.176	5.674	8.014	6.669	7.942	7.755
PECES MARINOS	MZZ	188.214	11.800	154.900	9.000	142.553	7.842	172.775	24.929	158.270	29.032
PEZ SABLE	SFS										
PEZ DE SAN PEDRO	JOD							75	62	300	256
PEZ ESPADA	SWO									378	464
RAPES	MNZ	16.832	7.089	16.900	7.800	35.336	18.612	28.380	17.280	12.950	9.067
RASCACIOS	SCS										
RAYAS	RAJ					3.101	357	18.392	3.164	17.925	3.253
RODABALLOS	LEF										
RUBIOS	GUX									75	40
SALEMA	SLM	7.620	777	2.000	200	11.490	1.143	5.249	617	21.288	1.547
SALMONETES	MUX	93.951	74.410	77.000	72.400	66.092	54.671	77.694	58.457	78.577	63.223
SARDINA	PIL	1.101.314	45.429	1.433.700	60.400	582.756	32.554	433.758	32.445	524.699	48.475
SARGOS	SWA					275	84	17.603	7.401	11.775	6.682
TOTAL PECES		2.710.962	338.974	2.755.400	342.800	2.105.262	316.687	1.565.186	366.773	1.610.070	341.448
ALMEJA CHOCHA	TPS	93.975	19.572	189.200	39.900	128.943	31.362	89.369	26.894	67.892	21.589
ALMEJAS	CLX										
BUSANO	MUE										
CALAMARES	SQC	1.067	492	6.900	3.600	18.558	9.991	32.616	17.490	28.813	18.080
CAÑAILLA	MSH									21	69
CHIRLA	SVE			1.700	700	4.390	1.662	1.280	553	842	417
CHOCO	CTC	13.763	5.669	18.500	8.400	15.959	7.062	13.279	7.398	12.584	7.351
CHOPOS-CHOPITO	CTL										
CONCHA FINA	CLV			1.700	200			33.193	9.646	81.382	15.843
COQUINAS	DON					900	630	1.666	1.592	176	176
CORRUCO	COZ	116.356	3.491	876.800	27.000	967.010	32.144	310.901	25.686	4.000	188
ALMEJON-BOLO	CLJ			8.000	1.200	28.913	5.217	44.928	11.671	4.351	1.307
CARACOLAS	GAS										
POTAS	OMZ										
PULPO	OCC	326.324	87.614	227.400	76.100	214.815	56.814	259.607	61.478	174.606	55.801
VIEIRA	SCE	1.043	209	3.500	1.100	715	215	61.611	11.056	11.948	3.950
VOLADORES	SQM										
TOTAL MOLUSCOS		552.528	117.047	1.333.700	158.200	1.380.203	145.097	848.450	173.463	386.615	124.772
BOGAVANTE	LBE									9	28
CAMARONES	PAL										
CENTOLLA	SCR										
CIGALA	NEP			100	300	1.708	5.498	7.000	11.028	3.925	6.529
GAMBA	DPS	450	315	100	200	1.488	4.137	7.375	10.562	4.975	7.107
LANGOSTAS	CRW					125	464	143	162	171	592
LANGOSTINO	TGS										
TOTAL CRUSTACEOS		450	315	200	500	3.321	10.100	14.518	21.752	9.080	14.256
TOTAL ESTEPONA		3.263.940	456.336	4.089.300	501.500	3.488.786	471.884	2.428.154	561.989	2.005.765	480.476

PUERTO: ESTEPONA

TABLA 1.4. DATOS POR ESPECIES. AÑOS 1990-1994

ESPECIE	FAO	1990		1991		1992		1993		1994	
		PESO (Kg.)	VALOR (Miles Ptas.)	PESO (Kg.)	VALOR (Miles Ptas.)	PESO (Kg.)	VALOR (Miles Ptas.)	PESO (Kg.)	VALOR (Miles Ptas.)	PESO (Kg.)	VALOR (Miles Ptas.)
AGUJA	BEN										
ALACHA	SAA										
BESUGO BLANCO	SBA	177.226	45.324	94.497	33.049	139.597	46.464	250.398	72.102	215.151	58.353
PINTARROJAS	SCL	712	134	272	43	450	121	799	156	952	481
ATUN	BFT	109	39							248	180
BACALADILLA	WHB	325	73	16.934	1.850	16.007	3.342	12.121	3.129	6.357	1.292
BOGA	BOG	20.174	631	10.453	384	10.794	387	3.706	197	2.516	147
BONITO	BON	4.598	846	362	113	3.689	934	1.564	410	102	32
BOQUERON	ANE	80.511	29.287	22.835	12.164	35.766	17.751	2.873	2.081	9.817	6.136
BRECA	PAC	1.693	1.393	3.510	3.323	1.680	1.514	3.374	2.782	1.445	1.228
BROTOLAS	FOX	4.988	2.765	5.063	4.778	2.175	1.486	5.196	2.802	3.026	1.883
CABALLAS	MAZ	85.477	5.258	45.496	3.595	76.403	5.201	86.734	3.783	105.961	5.556
CHERNA	WRF	25	26			142	162	110	128	62	52
CONGRIO	COE	2.475	383	1.207	202	1.700	615	612	110	14.361	2.882
CORVINA	MGR										
DORADA	SBG	590	606	17	26	270	284	555	522	87	82
ESCUALOS DIVERSOS	SKH										
FALSO ABADEJO	GPX	196	144	33	11			14	13		
GALLINETA	BRF	3.550	2.845	1.598	2.100	2.893	2.863	3.008	2.530	2.465	1.976
HERRERA	SSB	8.211	4.855	2.970	2.103	5.729	3.024	5.891	2.912	1.819	1.061
JURELES	JAX	238.190	54.967	258.753	73.087	241.447	54.906	430.245	59.880	754.840	96.961
LENGUADOS	SOX	2.275	3.647	2.954	4.765	2.309	3.143	2.462	3.333	2.414	2.742
LUBINA	BSS	492	940	134	299	156	310	114	209	17	12
MARRAJO-TINTORERA	SMA,BSH	242	129					290	95	276	172
MELVA	BLT	9.425	679	12.733	774	35.581	2.871	42.704	3.431	108.120	9.323
MERLUZA	HKE	1.125	1.026	685	622	1.897	1.989	4.598	3.551	13.841	10.342
MERO	GPD	1.089	1.717	419	534	185	306	164	226	358	493
LISAS	MUL	3.524	213	1.190	59	1.802	83	1.819	68	493	36
PARGO-BOCINEGRO	RPG	6.296	5.589	2.319	2.582	3.904	3.999	3.877	3.395	4.306	3.985
PECES MARINOS	MZZ	122.538	24.801	96.789	20.058	105.206	20.693	90.696	18.704	103.002	21.596
PEZ SABLE	SFS							731	62	68.075	6.308
PEZ DE SAN PEDRO	JOD			34	53			78	70		
PEZ ESPADA	SWO	487	497								
RAPES	MNZ	14.534	9.307	13.175	9.192	18.448	12.563	16.448	10.980	13.141	10.326
RASCACIOS	SCS										
RAYAS	RAJ	13.512	2.505	2.389	629						
RODABALLOS	LEF			7	14					4	5
RUBIOS	GUX			688	464	204	95	536	254	102	43
SALEMA	SLM	13.499	1.086	1.546	158	714	85	766	59	102	25
SALMONETES	MUX	62.119	53.375	25.853	28.569	14.705	16.162	26.570	23.475	31.232	26.784
SARDINA	PIL	476.155	39.220	845.087	76.259	1.082.709	67.565	599.017	53.323	896.791	80.583
SARGOS	SWA	11.018	7.224	9.736	5.459	8.415	4.892	18.122	8.754	7.370	4.396
TOTAL PECES		1.367.380	301.531	1.479.738	287.319	1.814.977	273.810	1.616.192	283.525	2.368.853	355.473
ALMEJA CHOCHA	TPS	27.954	9.889	9.816	4.356	8.219	4.148	6.632	3.106	7.203	2.282
ALMEJAS	CLX										
BUSANO	MUE										
CALAMARES	SQC	9.275	6.124	5.512	3.414	1.809	1.172	558	428	255	162
CAÑAILLA	MSH	250	1.305	378	315	494	3.773	197	1.104	197	931
CHIRLA	SVE	267	152	2.147	1.077	25.517	13.612	13.936	8.270	2.919	1.658
CHOCO	CTC	18.112	10.362	14.624	8.014	12.062	6.414	10.735	5.743	3.052	1.715
CHOPOS-CHOPITO	CTL	62	32					5.916	3.254	10.829	6.619
CONCHA FINA	CLV	127.275	21.870	52.474	9.669	30.607	8.946	30.558	8.702	5.987	1.742
COQUINAS	DON	323	347	2.342	2.318	6.407	6.906	3.089	3.001	1.884	1.736
CORRUCO	COZ					807.349	56.514	273.313	19.132	345.432	22.453
ALMEJON-BOLO	CLJ	1.386	428	4.077	1.248	6.065	2.680	2.014	685	46	18
CARACOLAS	GAS										
POTAS	OMZ										
PULPO	OCC	100.963	36.486	64.222	21.774	86.024	20.520	191.561	46.073	164.533	56.802
VIEIRA	SCE	7.206	3.601	4.511	2.315	16.914	6.901	170.867	15.304	270.610	40.265
VOLADORES	SQM					133	57	170	9		
TOTAL MOLUSCOS		293.073	90.596	160.103	54.500	1.001.600	131.644	709.546	114.809	812.947	136.382
BOGAVANTE	LBE	39	118	28	90	7	23	9	27	3	11
CAMARONES	PAL										
CENTOLLA	SCR										
CIGALA	NEP	4.675	9.228	1.521	3.343	1.080	3.818	1.507	5.202	1.770	5.849
GAMBA	DPS	2.343	3.775	5.722	8.573	3.230	9.081	838	2.147	990	2.158
LANGOSTAS	CRW	1.764	6.297	383	1.569	211	818	194	776	106	398
LANGOSTINO	TGS	32	48			10	46	30	101	7	12
TOTAL CRUSTACEOS		8.853	19.467	7.654	13.575	4.538	13.785	2.578	8.252	2.876	8.427
TOTAL ESTEPONA		1.669.306	411.594	1.647.495	355.393	2.821.115	419.239	2.328.316	406.587	3.184.676	500.282

PUERTO: ESTEPONA

TABLA 1.4. DATOS POR ESPECIES. AÑOS 1995-1999

ESPECIE	FAO	1995		1996		1997		1998		1999	
		PESO (Kg.)	VALOR (Miles Ptas.)	PESO (Kg.)	VALOR (Miles Ptas.)	PESO (Kg.)	VALOR (Miles Ptas.)	PESO (Kg.)	VALOR (Miles Ptas.)	PESO (Kg.)	VALOR (Miles Ptas.)
AGUJA	BEN			17	2			2.958	105	16.500	790
ALACHA	SAA					48.382	1.509	206.091	5.575	83.371	2.326
BESUGO BLANCO	SBA	207.075	61.915	158.134	42.177	179.299	48.790	162.384	49.690	141.683	48.055
PINTARROJAS	SCL	4.819	979	10.200	1.663	7.429	1.239	9.690	1.594	17.797	2.944
ATUN	BFT	19.223	18.606	906	642	399	296	21.910	13.434	29	28
BACALADILLA	WHB	9.369	2.627	8.529	1.686	59.601	4.843	5.037	1.152	11.002	1.878
BOGA	BOG	5.066	224	3.332	168	10.982	504	16.337	732	8.148	443
BONITO	BON	816	220	578	235	714	243	4.284	1.469	7.009	2.348
BOQUERON	ANE	56.851	20.618	70.485	43.865	84.714	47.021	88.322	23.834	64.583	19.802
BRECA	PAC	2.669	2.729	2.583	2.514	1.704	1.575	1.637	1.345	2.177	2.261
BROTOLAS	FOX	8.551	4.657	3.298	2.079	3.434	1.863	2.125	1.334	3.505	2.376
CABALLAS	MAZ	314.627	13.517	213.669	8.856	361.232	16.240	237.778	11.827	137.859	7.385
CHERNA	WRF			40	20	67	69	17	9		
CONGRIO	COE	5.358	1.001	7.111	1.248	4.709	750	2.584	395	7.943	1.725
CORVINA	MGR									12	12
DORADA	SBG	850	983	323	341	323	340	204	198	139	151
ESCUALOS DIVERSOS	SKH					136	25	100	43		
FALSO ABADEJO	GPX									12	9
GALLINETA	BRF	1.904	1.557	1.122	996	1.139	833	969	868	771	697
HERRERA	SSB	3.825	2.368	3.247	2.036	4.233	2.842	2.601	1.973	1.223	1.113
JURELES	JAX	294.709	50.729	398.401	58.315	557.387	100.744	237.287	55.983	323.539	73.415
LENGUADOS	SOX	3.371	4.226	2.754	3.146	3.689	3.826	2.570	3.139	2.661	4.248
LUBINA	BSS	344	598	319	446	555	575	1.079	1.027	2.097	2.365
MARRAJO-TINTORERA	SMA,BSH	310	80	122	42	188	63	52	25	104	77
MELVA	BLT	133.332	11.284	43.884	3.430	3.655	309	26.758	2.229	4.992	584
MERLUZA	HKE	15.942	12.742	21.471	13.709	17.527	12.068	11.044	9.257	8.044	7.877
MERO	GPD	643	1.146	302	421	129	162	255	387	35	66
LISAS	MUL	1.224	71	748	46	1.003	62	697	35	1.177	55
PARGO-BOCINEGRO	RPQ	5.532	5.169	3.657	3.056	4.469	4.102	3.238	3.141	3.324	3.641
PECES MARINOS	MZZ	113.430	23.605	117.276	23.457	94.841	20.703	92.833	21.597	78.273	22.675
PEZ SABLE	SFS	114.427	9.977	77.452	7.040	182.928	20.038	243.597	26.309	514.699	102.450
PEZ DE SAN PEDRO	JOD			17	12	51	42	17	27		
PEZ ESPADA	SWO	269	237	39	33	315	277	220	266	335	445
RAPES	MNZ	18.428	16.221	14.229	11.344	8.568	7.631	7.038	6.752	7.127	7.795
RASCACIOS	SCS			68	25			17	9	17	11
RAYAS	RAJ	1.190	264	5.780	1.244	4.377	905	4.148	885	7.775	1.899
RODABALLOS	LEF										
RUBIOS	GUX	1.717	928	1.428	872	901	599	646	461	169	114
SALEMA	SLM	510	86	1.137	129	1.734	127	2.958	242	2.696	321
SALMONETES	MUX	40.836	32.824	28.686	25.807	27.290	23.145	19.508	19.189	21.170	20.962
SARDINA	PIL	898.558	85.684	1.004.350	106.829	770.765	88.849	846.909	90.116	802.490	80.009
SARGOS	SWA	15.393	10.655	17.144	10.605	13.923	8.629	14.603	10.091	23.946	16.465
TOTAL PECES		2.301.168	398.528	2.222.838	378.535	2.462.792	421.838	2.280.501	366.743	2.308.433	439.816
ALMEJA CHOCHA	TPS	66.901	13.625	161.056	31.945	197.060	43.172	126.999	41.279	94.683	37.866
ALMEJAS	CLX							783	351		
BUSANO	MUE							5.718	1.366		
CALAMARES	SQC	187	130	85	59	850	572	10.574	5.643	14.261	12.223
CAÑAILLA	MSH	271	661	1.190	1.923	7.449	3.104			10.085	3.171
CHIRLA	SVE	2.249	1.371	115	52	78	44	298	224	982	761
CHOCO	CTC	221	157	238	159	527	327	612	367	596	373
CHOPOS-CHOPITO	CTL	16.243	10.255	18.315	10.629	22.644	14.517	23.256	14.570	25.775	17.812
CONCHA FINA	CLV	6.667	1.457	22.243	3.570	3.448	672	3.215	807	6.223	1.646
COQUINAS	DON	3.495	2.973	1.247	1.241	1.459	1.264	2.645	2.642	4.181	3.479
CORRUCO	COZ	214.705	13.956	1.147.653	70.648	844.470	51.513	867.076	55.090	386.119	26.771
ALMEJON-BOLO	CLJ	2.488	721	2.187	613	222	64			5.427	2.269
CARACOLAS	GAS							412	430		
POTAS	OMZ	119	31	714	123	374	57	7.666	1.077	10.487	1.031
PULPO	OCC	172.102	66.151	123.915	63.124	120.147	63.615	69.206	35.413	136.967	53.236
VIEIRA	SCE	12.398	3.308	95	27	22.238	7.455	2.800	1.126	5.488	2.144
VOLADORES	SQM										
TOTAL MOLUSCOS		498.046	114.796	1.479.053	184.113	1.220.966	186.377	1.121.260	160.385	701.274	162.781
BOGAVANTE	LBE	3	8	10	11			10	6	20	24
CAMARONES	PAL	90	71								
CENTOLLA	SCR			20	21	340	196	341	208	40	33
CIGALA	NEP	2.040	7.079	6.070	15.787	2.540	8.145	4.000	12.108	2.620	8.392
GAMBA	DPS	2.460	6.503	5.290	10.886	8.570	18.846	16.930	30.160	31.150	63.118
LANGOSTAS	CRW	379	681	204	261	261	644	421	495	682	2.155
LANGOSTINO	TGS					20	11	20	58	10	14
TOTAL CRUSTACEOS		4.972	14.343	11.594	26.966	11.731	27.841	21.722	43.034	34.522	73.736
TOTAL ESTEPONA		2.804.186	527.667	3.713.485	589.614	3.695.489	636.055	3.423.483	570.162	3.044.229	676.333

TABLA 1.5. PRINCIPALES ESPECIES SEGÚN PESO (MEDIAS QUINQUENALES PARA PESO Y VALOR)

ESPECIE	FAO	85-89			90-94			95-99		
		PESO MEDIO		VALOR MEDIO	PESO MEDIO		VALOR MEDIO	PESO MEDIO		VALOR MEDIO
		(Kg.)	(% s/ total)	(Miles Ptas.)	(Kg.)	(% s/ total)	(Miles Ptas.)	(Kg.)	(% s/ total)	(Miles Ptas.)
BESUGO BLANCO	SBA	222.338	7,28%	56.013	175.374	7,53%	51.059	169.715	5,09%	50.126
ALMEJA CHOCHA	TPS	113.876	3,73%	27.863	11.965	0,51%	4.756	129.340	3,88%	33.578
BOQUERON	ANE	66.522	2,18%	24.103	30.360	1,30%	13.484	72.991	2,19%	31.028
CABALLAS	MAZ	117.228	3,84%	4.944	80.014	3,43%	4.678	253.033	7,58%	11.565
CORRUCO	COZ	455.013	14,89%	17.702	285.219	12,24%	19.620	692.005	20,74%	43.595
JURELES	JAX	353.149	11,56%	74.299	384.695	16,51%	67.960	362.265	10,86%	67.837
PECES MARINOS	MZZ	163.342	5,35%	16.521	103.646	4,45%	21.170	99.331	2,98%	22.407
PEZ SABLE	SFS	0	0,00%	0	13.761	0,59%	1.274	226.621	6,79%	33.163
PULPO	OCC	240.550	7,87%	67.562	121.461	5,21%	36.331	124.467	3,73%	56.308
SARDINA	PIL	815.245	26,68%	43.861	779.952	33,47%	63.390	864.614	25,92%	90.297
TOTAL ESPECIES		3.055.189	100,00%	494.437	2.330.182	100,00%	418.619	3.336.174	100,00%	599.966

TABLA 1.6. PRINCIPALES ESPECIES SEGÚN VALOR (MEDIAS QUINQUENALES PARA PESO Y VALOR)

ESPECIE	FAO	85-89			90-94			95-99		
		PESO MEDIO	VALOR MEDIO		PESO MEDIO	VALOR MEDIO		PESO MEDIO	VALOR MEDIO	
			(Kg.)	(Miles Ptas.)		(% s/ total)	(Kg.)		(Miles Ptas.)	(% s/ total)
BESUGO BLANCO	SBA	222.338	56.013	11,33%	175.374	51.059	12,20%	169.715	50.126	8,35%
ALMEJA CHOCHA	TPS	113.876	27.863	5,64%	11.965	4.756	1,14%	129.340	33.578	5,60%
BOQUERON	ANE	66.522	24.103	4,87%	30.360	13.484	3,22%	72.991	31.028	5,17%
CORRUCO	COZ	455.013	17.702	3,58%	285.219	19.620	4,69%	692.005	43.595	7,27%
GAMBA	DPS	2.878	4.464	0,90%	2.625	5.147	1,23%	12.880	25.902	4,32%
JURELES	JAX	353.149	74.299	15,03%	384.695	67.960	16,23%	362.265	67.837	11,31%
PECES MARINOS	MZZ	163.342	16.521	3,34%	103.646	21.170	5,06%	99.331	22.407	3,73%
PULPO	OCC	240.550	67.562	13,66%	121.461	36.331	8,68%	124.467	56.308	9,39%
SALMONETES	MUX	78.663	64.632	13,07%	32.096	29.673	7,09%	27.498	24.385	4,06%
SARDINA	PIL	815.245	43.861	8,87%	779.952	63.390	15,14%	864.614	90.297	15,05%
TOTAL ESPECIES		3.055.189	494.437	100,00%	2.330.182	418.619	100,00%	3.336.174	599.966	100,00%

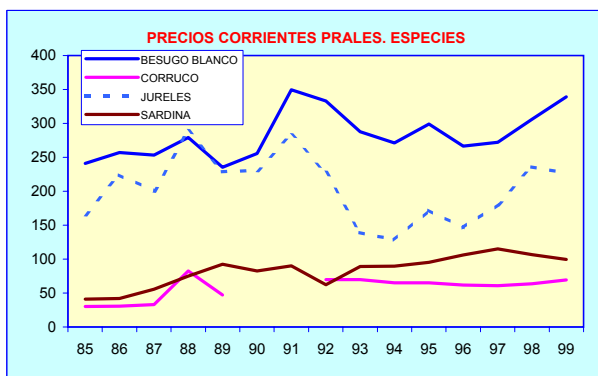
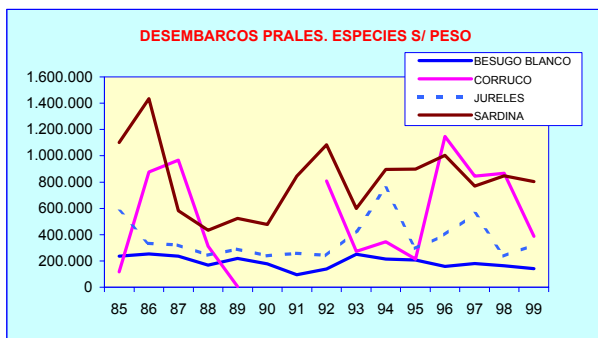


TABLA 1.7. ESTRUCTURA DE LA FLOTA POR MODALIDADES (1989, 1999 Y VARIACIÓN)

VARIABLES	ARRASTRE			CERCO			OTRAS MODALIDADES			TODAS LAS MODALIDADES		
	1989	1999	VARIAC. (%)	1989	1999	VARIAC. (%)	1989	1999	VARIAC. (%)	1989	1999	VARIAC. (%)
Nº DE BARCOS	10	10	0,00	15	13	-15,38	104	99	-4,81	129	122	-5,43
ARQUEO (TRB)	244	213	-12,67	138	132	-5,16	240	217	-9,72	623	562	-9,80
POTENCIA (CV)	1.250	1.092	-12,64	1.647	1.471	-11,96	2.410	2.197	-8,84	5.307	4.760	-10,31
TRIP. (Nº)	58	55	-5,17	83	69	-20,29	240	222	-7,50	381	346	-9,19

TABLA 1.8. INDICE DE PRECIOS PERCIBIDOS (IPP), SEGÚN MODALIDAD Y TOTAL

AÑO	INDICE DE PRECIOS PERCIBIDOS				PRECIOS CONSTANTES (BASE 1992)			
	PECES	MOLUSCOS	CRUSTACEOS	TOTAL	PECES	MOLUSCOS	CRUSTACEOS	TOTAL
1985	67,46	86,82	24,90	68,68	101,78	114,11	2086,32	102,18
1986	71,65	107,92	71,14	76,29	108,10	141,85	2317,55	113,51
1987	78,52	92,29	98,90	80,89	118,45	121,30	2457,21	120,35
1988	103,71	85,74	50,94	99,83	156,45	112,69	3032,54	148,53
1989	106,75	112,06	50,81	105,77	161,05	147,29	3212,99	157,36
1990	101,22	129,08	57,31	103,49	152,70	169,66	3143,70	153,97
1991	119,10	125,71	53,29	117,99	179,68	165,23	3584,22	175,55
1992	100,00	100,00	100,00	100,00	150,86	131,43	3037,69	148,78
1993	102,22	86,56	91,13	99,88	154,22	113,78	3034,19	148,61
1994	100,22	109,17	77,52	100,69	151,19	143,48	3058,73	149,81
1995	105,20	125,28	94,03	107,44	158,70	164,67	3263,81	159,85
1996	108,32	151,92	73,20	112,87	163,42	199,68	3428,71	167,93
1997	115,08	157,65	78,22	119,45	173,61	207,20	3628,39	177,71
1998	117,59	157,54	63,36	121,10	177,40	207,06	3678,71	180,17
1999	120,66	133,89	72,07	120,91	182,02	175,98	3672,80	179,89

