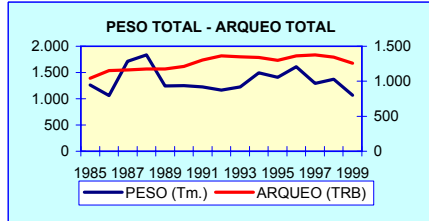
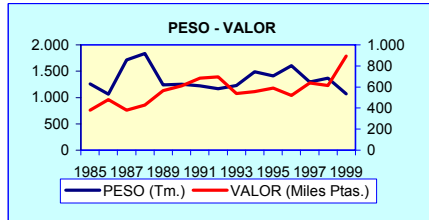


**TABLA 1.1. RESUMEN TOTAL ANUAL**

AÑO	PESO (Tm.)	VALOR (Miles Ptas.)	PRECIO MEDIO (Ptas.)
1985	1.259,24	478.804	380
1986	1.062,46	509.264	479
1987	1.715,86	653.323	381
1988	1.835,27	787.935	429
1989	1.243,09	702.989	566
1990	1.252,55	766.758	612
1991	1.223,04	835.520	683
1992	1.165,36	811.925	697
1993	1.227,85	661.539	539
1994	1.491,90	832.001	558
1995	1.407,71	828.984	589
1996	1.606,94	833.339	519
1997	1.294,46	826.126	638
1998	1.369,89	842.702	615
1999	1.067,10	953.362	893



**TABLA 1.2. RESUMEN POR CATEGORÍAS (PECES, MOLUSCOS, CRUSTACEOS)**

AÑO	PECES			MOLUSCOS			CRUSTACEOS		
	PESO (Tm.)	VALOR (Miles Ptas.)	PRECIO (Ptas./ Kg.)	PESO (Tm.)	VALOR (Miles Ptas.)	PRECIO (Ptas./ Kg.)	PESO (Tm.)	VALOR (Miles Ptas.)	PRECIO (Ptas./ Kg.)
1985	1.026,51	187.826	183	79,62	24.083	302	153,11	266.895	1.743
1986	744,21	153.522	206	154,97	49.337	318	163,29	306.405	1.876
1987	1.406,62	259.105	184	90,04	30.138	335	219,20	364.080	1.661
1988	1.572,72	307.785	196	61,99	24.678	398	200,57	455.472	2.271
1989	1.034,67	249.272	241	27,45	15.850	577	180,96	437.867	2.420
1990	980,58	259.419	265	32,36	21.407	662	239,61	485.932	2.028
1991	798,47	201.444	252	82,59	45.749	554	341,99	588.327	1.720
1992	793,73	233.717	294	115,30	45.201	392	256,33	533.007	2.079
1993	942,39	259.276	275	55,60	19.151	344	229,86	383.111	1.667
1994	1.226,19	343.205	280	31,36	15.945	508	234,34	472.851	2.018
1995	1.173,45	351.868	300	47,76	25.467	533	186,51	451.649	2.422
1996	1.412,44	400.854	284	52,91	29.734	562	141,59	402.751	2.845
1997	1.084,62	386.560	356	77,73	49.451	636	132,11	390.115	2.953
1998	1.171,06	387.098	331	48,70	31.424	645	150,13	424.180	2.826
1999	818,25	333.139	407	76,44	46.796	612	172,41	573.427	3.326

**TABLA 1.3. EVOLUCIÓN DE LA FLOTA OPERATIVA**

AÑO	DOTADAS DE MOTOR				NO DOTADAS DE MOTOR				TOTAL			
	BARCOS (Nº)	ARQUEO TRB	POTENCIA CV	TRIP	BARCOS (Nº)	ARQUEO TRB	POTENCIA CV	TRIP	BARCOS (Nº)	ARQUEO TRB	POTENCIA CV	TRIP
1985	50	1.041	6.548	258	0	0	0	0	50	1.041	6.548	258
1986	63	1.153	7.365	302	0	0	0	0	63	1.153	7.365	302
1987	65	1.163	7.493	307	0	0	0	0	65	1.163	7.493	307
1988	67	1.178	7.643	311	0	0	0	0	67	1.178	7.643	311
1989	67	1.178	7.643	311	0	0	0	0	67	1.178	7.643	311
1990	68	1.213	7.788	320	0	0	0	0	68	1.213	7.788	320
1991	72	1.304	8.308	339	0	0	0	0	72	1.304	8.308	339
1992	74	1.364	8.523	353	0	0	0	0	74	1.364	8.523	353
1993	73	1.350	8.318	344	0	0	0	0	73	1.350	8.318	344
1994	71	1.339	8.287	334	0	0	0	0	71	1.339	8.287	334
1995	71	1.301	8.127	325	0	0	0	0	71	1.301	8.127	325
1996	73	1.361	8.688	337	0	0	0	0	73	1.361	8.688	337
1997	76	1.379	8.843	345	0	0	0	0	76	1.379	8.843	345
1998	72	1.346	8.543	332	0	0	0	0	72	1.346	8.543	332
1999	71	1.259	8.113	321	0	0	0	0	71	1.259	8.113	321

**PUERTO: GARRUCHA**

**TABLA 1.4. DATOS POR ESPECIES. AÑOS 1985-1989**

ESPECIE	FAO	1985		1986		1987		1988		1989	
		PESO (Kg.)	VALOR (Miles Ptas.)	PESO (Kg.)	VALOR (Miles Ptas.)	PESO (Kg.)	VALOR (Miles Ptas.)	PESO (Kg.)	VALOR (Miles Ptas.)	PESO (Kg.)	VALOR (Miles Ptas.)
AGUJA	BEN			190	200	126.700	6.327	525	30		
ALACHA	SAA										
BESUGO BLANCO	SBA	18.682	3.253	19.968	5.476	36.312	15.196	25.866	6.565	19.581	4.790
PINTARROJAS	SCL			588	311						
ANCHOVA	BLU										
ATUN	BFT	117.084	19.072	22.695	4.918	111.751	15.209	30.988	7.658	130.256	25.738
BACALADILLA	WHB	86.625	18.398	50.417	13.018	83.427	16.752	76.061	19.853	57.095	21.574
BOGA	BOG	111.675	2.878	63.000	1.213	76.125	2.670	149.500	6.145	82.337	3.746
BONITO	BON	12.068	3.261	3.948	1.131	84.388	14.924	9.359	3.670	4.385	993
BOQUERON	ANE			8.650	1.838	32.950	14.072	12.700	5.647		
BRECA	PAC										
BROTOLAS	FOX	21.460	8.919	25.592	11.126	37.299	16.076	40.688	22.148	37.640	19.555
BURRO	GBR										
CABALLAS	MAZ	29.850	2.467	9.473	936	39.983	2.970	31.924	2.504	17.450	2.092
CAZON	GAG										
CHERNA	WRF										
CARAMEL-CHUCLAS	PIC	65.625	3.727	53.775	2.581	30.300	1.066	48.750	3.018	26.900	2.065
CONGRIO	COE										
ESCUALOS DIVERSOS	SKH	8.350	3.279	2.412	1.192	540	250			250	122
FALSO ABADEJO	GPX										
HERRERA	SSB										
JAPUTA	POA										
JURELES	JAX	106.950	10.143	78.750	6.535	92.050	8.418	89.225	9.982	48.825	10.004
LENGUADOS	SOX										
MARRAJO-TINTORERA	SMA,BSH			16.882	6.218	12.767	5.206	12.739	6.356	3.462	1.798
MELVA	BLT	172.213	29.690	89.000	11.283	335.475	48.935	449.348	66.346	19.945	1.991
MERLUZA	HKE	43.469	31.604	42.553	29.011	41.135	32.327	56.856	48.262	55.334	51.554
MERO	GPD	230	166	50	70	58	72	71	90		
LISAS	MUL	2.132	592	8.789	3.795						
OBLADA	SBS										
PALOMETON	LEE										
PECES MARINOS	MZZ	127.055	14.485	152.057	9.872	159.618	15.370	417.165	31.322	476.413	63.913
PEZ SABLE	SFS										
PEZ LIMON	AMB										
PEZ DE SAN PEDRO	JOD										
PEZ ESPADA	SWO	21.397	17.996	47.257	30.974	24.483	21.845	77.092	51.399	24.076	27.003
RAPES	MNZ	9.554	2.779	7.215	2.708	8.824	3.833	8.490	4.409	5.778	3.565
RAYAS	RAJ										
SALMONETES	MUX	23.200	12.881	15.872	8.197	24.763	15.372	14.096	10.856	9.447	7.539
DENTONES-PARGO	DEX,RPG										
SARDINA	PIL	48.890	2.236	25.075	918	47.675	2.216	21.275	1.525	15.500	1.229
<b>TOTAL PECES</b>		<b>1.026.509</b>	<b>187.826</b>	<b>744.208</b>	<b>153.522</b>	<b>1.406.623</b>	<b>259.105</b>	<b>1.572.718</b>	<b>307.785</b>	<b>1.034.674</b>	<b>249.272</b>
CAÑAILLA	MSH										
CALAMARES	SQC	13.281	9.216	9.539	6.359	13.988	10.835	5.394	5.486	8.160	8.425
CHIRLA	SVE	29.876	7.087	105.997	34.571	38.980	9.731	21.026	10.305	3.212	2.327
CHOCO	CTC										
CHOPOS-CHOPITOS	CTL	6.617	2.492	7.017	2.811	10.282	4.231	8.380	3.815	3.749	1.914
COQUINAS	DON										
POTAS	OMZ	2.614	537	4.623	1.092	3.920	911	7.348	1.619	4.140	1.133
PULPO	OCC	27.229	4.751	27.790	4.505	22.872	4.430	19.840	3.454	8.192	2.052
<b>TOTAL MOLUSCOS</b>		<b>79.617</b>	<b>24.083</b>	<b>154.966</b>	<b>49.337</b>	<b>90.042</b>	<b>30.138</b>	<b>61.988</b>	<b>24.678</b>	<b>27.453</b>	<b>15.850</b>
CAMARONES	PAL	13.037	16.304	28.715	31.071	54.054	65.230	43.550	75.274	26.515	47.654
CIGALA	NEP	3.454	10.395	2.036	7.568	2.255	7.863	1.429	6.385	1.877	9.369
CRUSTACEOS MARINOS	CRU										
GAMBA	DPS	136.619	240.196	132.538	267.766	162.886	290.987	155.588	373.812	152.567	380.844
LANGOSTAS	CRW										
<b>TOTAL CRUSTACEOS</b>		<b>153.110</b>	<b>266.895</b>	<b>163.289</b>	<b>306.405</b>	<b>219.195</b>	<b>364.080</b>	<b>200.567</b>	<b>455.472</b>	<b>180.959</b>	<b>437.867</b>
<b>TOTAL GARRUCHA</b>		<b>1.259.236</b>	<b>478.804</b>	<b>1.062.463</b>	<b>509.264</b>	<b>1.715.860</b>	<b>653.323</b>	<b>1.835.273</b>	<b>787.935</b>	<b>1.243.086</b>	<b>702.989</b>

TABLA 1.4. DATOS POR ESPECIES. AÑOS 1990-1994

ESPECIE	FAO	1990		1991		1992		1993		1994	
		PESO (Kg.)	VALOR (Miles Ptas.)	PESO (Kg.)	VALOR (Miles Ptas.)	PESO (Kg.)	VALOR (Miles Ptas.)	PESO (Kg.)	VALOR (Miles Ptas.)	PESO (Kg.)	VALOR (Miles Ptas.)
AGUJA	BEN										
ALACHA	SAA										
BESUGO BLANCO	SBA	36.013	9.582	16.175	4.843	31.351	6.068	20.508	4.240	30.893	6.809
PINTARROJAS	SCL										
ANCHOVA	BLU										
ATUN	BFT	15.553	7.192	32.303	12.431	18.138	7.787	5.841	3.002	68.091	15.280
BACALADILLA	WHB	35.851	17.432	32.158	8.812	37.859	16.040	48.164	20.351	57.974	23.762
BOGA	BOG	63.265	2.217	38.175	1.589	62.625	2.372	37.225	1.134	40.275	1.349
BONITO	BON	4.724	2.259			973	536			15.356	4.957
BOQUERON	ANE	8.175	2.841	24.300	7.381	6.075	1.912				
BRECA	PAC			4.130	2.952						
BROTOLAS	FOX	30.583	20.450	16.437	11.569	34.477	21.712	38.829	24.244	48.360	32.718
BURRO	GBR										
CABALLAS	MAZ	7.400	796	1.950	260	22.050	1.866	126.750	7.111	219.950	10.887
CAZON	GAG										
CHERNA	WRF			7.389	7.079						
CARAMEL-CHUCLAS	PIC	13.825	1.152	5.850	545	27.675	2.173	9.525	664	13.325	1.011
CONGRIO	COE										
ESCUALOS DIVERSOS	SKH			275	192					931	601
FALSO ABADEJO	GPX										
HERRERA	SSB										
JAPUTA	POA										
JURELES	JAX	58.300	8.673	70.345	10.156	95.925	9.499	163.300	9.403	129.250	12.553
LENGUADOS	SOX										
MARRAJO-TINTORERA	SMA,BSH	7.472	3.716	1.953	1.202	5.866	3.415	5.305	2.838	9.876	5.249
MELVA	BLT	105.990	17.158	46.053	6.362	26.707	4.257	11.805	1.319	119.832	12.026
MERLUZA	HKE	38.034	43.386	35.981	39.182	52.021	51.810	45.076	46.963	50.039	55.018
MERO	GPD										
LISAS	MUL										
OBLADA	SBS										
PALOMETON	LEE										
PECES MARINOS	MZZ	448.303	48.164	396.679	39.025	232.186	33.717	255.326	25.918	248.367	16.243
PEZ SABLE	SFS										
PEZ LIMON	AMB			870	651						
PEZ DE SAN PEDRO	JOD										
PEZ ESPADA	SWO	65.974	58.282	25.549	28.752	35.391	40.934	87.824	84.433	120.966	124.674
RAPES	MNZ	4.801	3.461	5.607	3.766	5.847	3.580	3.439	2.198	2.543	1.871
RAYAS	RAJ										
SALMONETES	MUX	10.593	10.795	13.590	13.090	26.815	21.717	25.199	22.932	14.991	15.930
DENTONES-PARGO	DEX,RPG										
SARDINA	PIL	25.725	1.862	22.700	1.605	71.750	4.324	58.275	2.528	35.175	2.267
<b>TOTAL PECES</b>		<b>980.581</b>	<b>259.419</b>	<b>798.469</b>	<b>201.444</b>	<b>793.731</b>	<b>233.717</b>	<b>942.391</b>	<b>259.276</b>	<b>1.226.194</b>	<b>343.205</b>
CAÑAILLA	MSH										
CALAMARES	SQC	10.545	12.796	9.453	11.092	5.813	5.993	2.674	2.835	2.136	2.313
CHIRLA	SVE			48.246	24.300	69.377	27.547	29.557	9.749	13.514	8.297
CHOCO	CTC										
CHOPOS-CHOPITOS	CTL	7.132	3.978	12.392	6.161	16.630	7.071	5.540	2.490	4.852	2.349
COQUINAS	DON										
POTAS	OMZ	3.737	1.282	3.779	1.212	3.055	870	3.474	837	4.286	1.163
PULPO	OCC	10.944	3.351	8.716	2.985	20.428	3.720	14.350	3.241	6.574	1.824
<b>TOTAL MOLUSCOS</b>		<b>32.358</b>	<b>21.407</b>	<b>82.586</b>	<b>45.749</b>	<b>115.303</b>	<b>45.201</b>	<b>55.595</b>	<b>19.151</b>	<b>31.362</b>	<b>15.945</b>
CAMARONES	PAL	31.169	53.038	31.420	39.699	37.396	36.978	36.593	39.554	46.341	50.869
CIGALA	NEP	2.158	10.108	2.313	10.675	2.032	8.371	1.410	5.953	1.145	4.676
CRUSTACEOS MARINOS	CRU										
GAMBA	DPS	206.283	422.786	308.252	537.953	216.899	487.659	191.861	337.604	186.856	417.307
LANGOSTAS	CRW										
<b>TOTAL CRUSTACEOS</b>		<b>239.610</b>	<b>485.932</b>	<b>341.985</b>	<b>588.327</b>	<b>256.327</b>	<b>533.007</b>	<b>229.864</b>	<b>383.111</b>	<b>234.342</b>	<b>472.851</b>
<b>TOTAL GARRUCHA</b>		<b>1.252.549</b>	<b>766.758</b>	<b>1.223.040</b>	<b>835.520</b>	<b>1.165.361</b>	<b>811.925</b>	<b>1.227.850</b>	<b>661.539</b>	<b>1.491.898</b>	<b>832.001</b>

PUERTO: GARRUCHA

TABLA 1.4. DATOS POR ESPECIES. AÑOS 1995-99

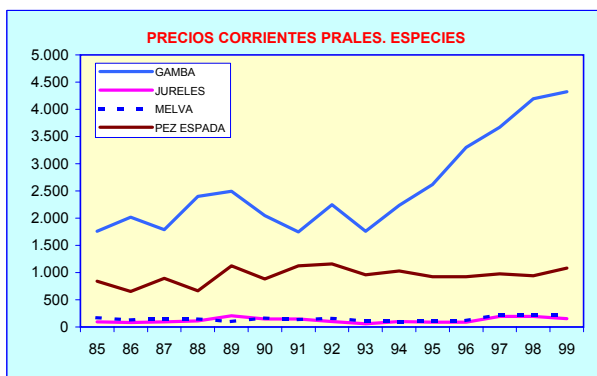
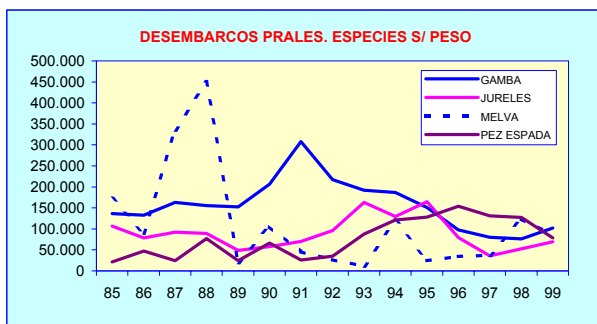
ESPECIE	FAO	1995		1996		1997		1998		1999	
		PESO (Kg.)	VALOR (Miles Ptas.)	PESO (Kg.)	VALOR (Miles Ptas.)	PESO (Kg.)	VALOR (Miles Ptas.)	PESO (Kg.)	VALOR (Miles Ptas.)	PESO (Kg.)	VALOR (Miles Ptas.)
AGUJA	BEN					59.525	4.561	69.671	3.442	73.052	3.792
ALACHA	SAA										
BESUGO BLANCO	SBA	31.933	9.961	50.042	9.697	39.518	15.947	30.496	11.260	34.215	13.129
PINTARROJAS	SCL					1.014	631	19.638	11.201	13.356	7.926
ANCHOVA	BLU					17	11				
ATUN	BFT	5.810	4.093	17.166	10.262	21.890	19.430	3.723	2.895	2.964	2.123
BACALADILLA	WHB	61.596	25.696	72.432	34.095	36.533	14.653	48.418	21.713	74.428	11.854
BOGA	BOG	26.050	1.085	19.350	1.035	27.658	1.423	35.964	2.672	25.278	1.833
BONITO	BON	18.626	7.432	4.862	3.020	5.263	3.299	2.018	1.563	1.853	1.299
BOQUERON	ANE							45	20	500	189
BRECA	PAC							4.318	4.300		
BROTOLAS	FOX	50.363	33.611	61.272	42.861	41.580	30.987	23.107	16.402	43.329	24.902
BURRO	GBR							11	4		
CABALLAS	MAZ	270.600	12.778	117.550	7.559	9.946	770	9.754	1.100	6.040	791
CAZON	GAG							2.399	602		
CHERNA	WRF										
CARAMEL-CHUCLAS	PIC	7.825	543	6.725	511	5.667	532	2.730	548	26.043	2.457
CONGRIO	COE							4.172	1.090		
ESCUALOS DIVERSOS	SKH										
FALSO ABADEJO	GPX							332	121		
HERRERA	SSB							1.672	862		
JAPUTA	POA							1.081	499		
JURELES	JAX	164.750	14.221	79.075	6.875	35.720	6.909	52.972	10.311	69.569	10.835
LENGUADOS	SOX							421	419		
MARRAJO-TINTORERA	SMA,BSH	6.354	3.560	6.934	4.090	7.343	3.964	3.555	2.235	2.023	1.398
MELVA	BLT	24.725	2.574	34.085	3.927	37.340	8.676	123.160	27.805	86.349	20.387
MERLUZA	HKE	59.006	63.259	60.241	65.189	55.290	56.450	53.052	54.771	49.195	52.498
MERO	GPD					42	88	122	302	161	433
LISAS	MUL										
OBLADA	SBS							590	76		
PALOMETON	LEE							1.178	332		
PECES MARINOS	MZZ	251.260	20.551	692.790	40.316	438.907	53.365	40.515	17.120	78.877	40.617
PEZ SABLE	SFS					94.095	6.619	465.307	30.197	114.598	15.820
PEZ LIMON	AMB										
PEZ DE SAN PEDRO	JOD							5.833	5.547		
PEZ ESPADA	SWO	127.734	117.791	153.892	142.072	130.994	127.585	127.207	119.818	78.281	84.758
RAPESES	MNZ	4.435	2.899	7.283	5.719	11.032	9.104	12.819	11.286	7.355	8.296
RAYAS	RAJ							1.561	334		
SALMONETES	MUX	41.854	30.629	23.340	23.160	24.683	21.483	16.977	19.038	24.615	26.998
DENTONES-PARGO	DEX,RPG							4.732	7.090		
SARDINA	PIL	20.525	1.183	5.400	469	565	73	1.512	123	6.166	804
<b>TOTAL PECES</b>		<b>1.173.446</b>	<b>351.868</b>	<b>1.412.439</b>	<b>400.854</b>	<b>1.084.622</b>	<b>386.560</b>	<b>1.171.061</b>	<b>387.098</b>	<b>818.247</b>	<b>333.139</b>
CAÑAILLA	MSH							393	324		
CALAMARES	SQC	3.847	4.306	3.684	4.491	4.548	5.743	4.954	5.760	13.444	16.764
CHIRLA	SVE	11.700	7.159	11.119	6.487	42.774	25.043	1.053	617		
CHOCO	CTC							2.999	2.546		
CHOPOS-CHOPITOS	CTL	10.587	5.375	10.107	6.896	10.683	7.556	1.866	1.416	9.430	7.307
COQUINAS	DON	2.814	2.763			985	952	11.641	8.110	3.906	2.497
POTAS	OMZ	5.990	2.067	10.816	3.124	6.246	2.336	10.638	4.588	17.634	5.395
PULPO	OCC	12.818	3.797	17.184	8.737	12.494	7.820	15.157	8.063	32.030	14.833
<b>TOTAL MOLUSCOS</b>		<b>47.756</b>	<b>25.467</b>	<b>52.910</b>	<b>29.734</b>	<b>77.730</b>	<b>49.451</b>	<b>48.699</b>	<b>31.424</b>	<b>76.444</b>	<b>46.796</b>
CAMARONES	PAL	34.481	50.286	42.808	75.055	51.246	92.531	58.191	91.998	69.000	124.556
CIGALA	NEP	1.471	7.216	1.106	5.315	1.075	4.788	1.818	8.731	1.354	7.546
CRUSTACEOS MARINOS	CRU							13.532	2.652		
GAMBA	DPS	150.560	394.148	97.674	322.382	79.788	292.796	76.391	320.227	102.055	441.324
LANGOSTAS	CRW							194	571		
<b>TOTAL CRUSTACEOS</b>		<b>186.512</b>	<b>451.649</b>	<b>141.588</b>	<b>402.751</b>	<b>132.109</b>	<b>390.115</b>	<b>150.125</b>	<b>424.180</b>	<b>172.409</b>	<b>573.427</b>
<b>TOTAL GARRUCHA</b>		<b>1.407.714</b>	<b>828.984</b>	<b>1.606.937</b>	<b>833.339</b>	<b>1.294.461</b>	<b>826.126</b>	<b>1.369.886</b>	<b>842.702</b>	<b>1.067.100</b>	<b>953.362</b>

TABLA 1.5. PRINCIPALES ESPECIES SEGÚN PESO (MEDIAS QUINQUENALES PARA PESO Y VALOR)

ESPECIE	FAO	85-89			90-94			95-99		
		PESO MEDIO		VALOR MEDIO	PESO MEDIO		VALOR MEDIO	PESO MEDIO		VALOR MEDIO
		(Kg.)	(% s/ total)	(Miles Ptas.)	(Kg.)	(% s/ total)	(Miles Ptas.)	(Kg.)	(% s/ total)	(Miles Ptas.)
BACALADILLA	WHB	70.725	4,97%	17.919	42.401	3,33%	17.279	58.681	4,35%	21.602
BOGA	BOG	96.527	6,78%	3.331	48.313	3,80%	1.732	26.860	1,99%	1.610
CABALLAS	MAZ	25.736	1,81%	2.194	75.620	5,94%	4.184	82.778	6,14%	4.599
GAMBA	DPS	148.040	10,40%	310.721	222.030	17,45%	440.662	101.294	7,51%	354.175
JURELES	JAX	83.160	5,84%	9.016	103.424	8,13%	10.057	80.417	5,96%	9.830
MELVA	BLT	213.196	14,98%	31.649	62.077	4,88%	8.224	61.132	4,53%	12.674
MERLUZA	HKE	47.869	3,36%	38.552	44.230	3,48%	47.272	55.357	4,10%	58.433
PECES MARINOS	MZZ	266.462	18,72%	26.992	316.172	24,85%	32.614	300.470	22,27%	34.394
PEZ SABLE	SFS	0	0,00%	0	0	0,00%	0	134.800	9,99%	10.527
PEZ ESPADA	SWO	38.861	2,73%	29.843	67.141	5,28%	67.415	123.622	9,16%	118.405
<b>TOTAL GENERAL</b>		<b>1.423.184</b>	<b>100,00%</b>	<b>626.463</b>	<b>1.272.140</b>	<b>100,00%</b>	<b>781.549</b>	<b>1.349.220</b>	<b>100,00%</b>	<b>856.903</b>

TABLA 1.6. PRINCIPALES ESPECIES SEGÚN VALOR (MEDIAS QUINQUENALES PARA PESO Y VALOR)

ESPECIE	FAO	85-89			90-94			95-99		
		PESO MEDIO	VALOR MEDIO		PESO MEDIO	VALOR MEDIO		PESO MEDIO	VALOR MEDIO	
			(Kg.)	(Miles Ptas.)		(% s/ total)	(Kg.)		(Miles Ptas.)	(% s/ total)
BACALADILLA	WHB	70.725	17.919	2,86%	42.401	17.279	2,21%	58.681	21.602	2,52%
BROTOLAS	FOX	32.536	15.565	2,48%	33.737	22.139	2,83%	43.930	29.753	3,47%
CAMARONES	PAL	33.174	47.107	7,52%	36.584	44.028	5,63%	51.145	86.885	10,14%
CHIRLA	SVE	39.818	12.804	2,04%	32.139	13.979	1,79%	13.329	7.861	0,92%
GAMBA	DPS	148.040	310.721	49,60%	222.030	440.662	56,38%	101.294	354.175	41,33%
MELVA	BLT	213.196	31.649	5,05%	62.077	8.224	1,05%	61.132	12.674	1,48%
MERLUZA	HKE	47.869	38.552	6,15%	44.230	47.272	6,05%	55.357	58.433	6,82%
PECES MARINOS	MZZ	266.462	26.992	4,31%	316.172	32.614	4,17%	300.470	34.394	4,01%
PEZ ESPADA	SWO	38.861	29.843	4,76%	67.141	67.415	8,63%	123.622	118.405	13,82%
SALMONETES	MUX	17.476	10.969	1,75%	18.238	16.893	2,16%	26.294	24.262	2,83%
<b>TOTAL GENERAL</b>		<b>1.423.184</b>	<b>626.463</b>	<b>100,00%</b>	<b>1.272.140</b>	<b>781.549</b>	<b>100,00%</b>	<b>1.349.220</b>	<b>856.903</b>	<b>100,00%</b>



**TABLA 1.7. ESTRUCTURA DE LA FLOTA POR MODALIDADES (1989, 1999 Y VARIACIÓN)**

VARIABLES	ARRASTRE			CERCO			OTRAS MODALIDADES			TODAS LAS MODALIDADES		
	1989	1999	VARIAC. (%)	1989	1999	VARIAC. (%)	1989	1999	VARIAC. (%)	1989	1999	VARIAC. (%)
Nº DE BARCOS	18	21	16,67	2	3	33,33	47	47	0,00	67	71	5,97
ARQUEO (TRB)	972	1.056	8,63	20	34	41,01	185	169	-8,82	1.178	1.259	6,91
POTENCIA (CV)	5.690	6.120	7,56	140	276	49,28	1.813	1.717	-5,30	7.643	8.113	6,15
TRIP. (Nº)	158	186	17,72	8	12	33,33	129	124	-3,88	295	322	9,15

**TABLA 1.8. INDICE DE PRECIOS PERCIBIDOS (IPP), SEGÚN MODALIDAD Y TOTAL**

AÑO	INDICE DE PRECIOS PERCIBIDOS				PRECIOS CONSTANTES (BASE 1992)			
	PECES	MOLUSCOS	CRUSTACEOS	TOTAL	PECES	MOLUSCOS	CRUSTACEOS	TOTAL
1985	71,72	82,07	79,47	77,26	211,19	321,71	203,71	538,30
1986	63,97	82,53	90,57	82,60	188,36	323,53	232,15	575,50
1987	75,87	90,71	80,91	79,66	223,39	355,58	207,39	554,97
1988	77,15	100,32	108,64	99,23	227,18	393,29	278,46	691,38
1989	98,05	115,81	114,21	109,52	288,72	453,99	292,75	763,01
1990	103,55	133,87	95,39	98,65	304,91	524,78	244,50	687,29
1991	101,30	130,65	80,95	88,04	298,29	512,16	207,51	613,36
1992	100,00	100,00	100,00	100,00	294,45	392,02	256,33	696,72
1993	92,14	107,56	80,81	84,74	271,32	421,64	207,14	590,36
1994	93,65	118,05	101,55	99,61	275,76	462,79	260,30	694,01
1995	93,47	124,93	118,86	111,57	275,22	489,75	304,67	777,31
1996	95,26	168,24	147,58	132,73	280,49	659,55	378,27	924,76
1997	112,00	187,11	161,15	147,35	329,77	733,50	413,07	1026,63
1998	145,15	178,78	181,18	170,58	427,41	700,83	464,41	1188,47
1999	149,61	172,94	187,52	176,10	440,54	677,95	480,67	1226,90

