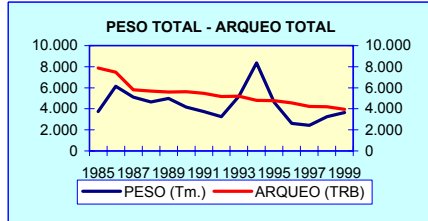
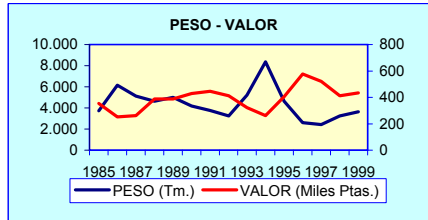


**PUERTO: ISLA CRISTINA**

**TABLA 1.1. RESUMEN TOTAL ANUAL**

AÑO	PESO (Tm.)	VALOR (Miles Ptas.)	PRECIO MEDIO (Ptas.)
1985	3.731,72	1.318.803	353
1986	6.145,64	1.555.316	253
1987	5.111,45	1.339.844	262
1988	4.645,61	1.805.581	389
1989	4.997,05	1.937.966	388
1990	4.171,60	1.789.035	429
1991	3.748,35	1.670.269	446
1992	3.238,91	1.334.336	412
1993	5.207,06	1.674.541	322
1994	8.352,98	2.179.154	261
1995	4.625,11	1.871.415	405
1996	2.599,37	1.499.883	577
1997	2.428,52	1.266.573	522
1998	3.257,11	1.342.812	412
1999	3.637,54	1.575.589	433



**TABLA 1.2. RESUMEN POR CATEGORÍAS (PECES, MOLUSCOS, CRUSTACEOS)**

AÑO	PECES			MOLUSCOS			CRUSTACEOS		
	PESO (Tm.)	VALOR (Miles Ptas.)	PRECIO (Ptas./ Kg.)	PESO (Tm.)	VALOR (Miles Ptas.)	PRECIO (Ptas./ Kg.)	PESO (Tm.)	VALOR (Miles Ptas.)	PRECIO (Ptas./ Kg.)
1985	1.679,97	467.067	278	1.864,37	622.946	334	187,37	228.789	1.221
1986	3.102,63	633.532	204	2.959,76	723.961	245	83,24	197.823	2.377
1987	3.290,88	716.508	218	1.742,07	487.822	280	78,50	135.514	1.726
1988	2.592,30	817.071	315	1.966,96	783.149	398	86,35	205.361	2.378
1989	3.080,51	927.018	301	1.803,82	740.407	410	112,72	270.542	2.400
1990	2.997,15	1.051.769	351	1.067,73	469.881	440	106,71	267.385	2.506
1991	2.397,91	854.406	356	1.211,25	489.641	404	139,20	326.222	2.344
1992	1.905,62	685.679	360	1.281,12	467.249	365	52,17	181.408	3.477
1993	2.896,75	865.691	299	2.203,42	595.155	270	106,89	213.695	1.999
1994	2.183,65	685.153	314	5.841,05	1.160.999	199	326,86	333.002	1.019
1995	1.475,38	684.337	464	2.920,39	829.447	284	229,34	357.632	1.559
1996	1.507,31	715.368	475	807,55	423.107	524	284,52	361.408	1.270
1997	1.779,72	682.510	383	414,99	270.449	652	233,81	313.614	1.341
1998	2.396,24	811.755	339	318,03	190.780	600	542,84	340.278	627
1999	1.945,42	843.382	434	1.067,88	409.888	384	624,25	322.320	516

**TABLA 1.3. EVOLUCIÓN DE LA FLOTA OPERATIVA**

AÑO	DOTADAS CON MOTOR				NO DOTADAS CON MOTOR				TOTAL			
	BARCOS (Nº)	ARQUEO TRB	POTENCIA CV	TRIP	BARCOS (Nº)	ARQUEO TRB	POTENCIA CV	TRIP	BARCOS (Nº)	ARQUEO TRB	POTENCIA CV	TRIP
1985	304	7.828	50.062	2.047	23	53	0	46	327	7.881	50.062	2.093
1986	298	7.410	49.939	1.964	23	53	0	46	321	7.463	49.939	2.010
1987	210	5.755	38.352	1.325	24	55	0	48	234	5.809	38.352	1.373
1988	207	5.627	38.041	1.274	24	55	0	48	231	5.681	38.041	1.322
1989	205	5.572	37.732	1.265	22	34	0	37	227	5.607	37.732	1.302
1990	204	5.600	37.589	1.244	21	28	0	34	225	5.628	37.589	1.278
1991	204	5.446	37.427	1.233	21	28	0	34	225	5.474	37.427	1.267
1992	194	5.152	35.628	1.172	21	28	0	34	215	5.180	35.628	1.206
1993	192	5.181	35.291	1.148	21	28	0	34	213	5.209	35.291	1.182
1994	187	4.764	33.627	1.088	21	28	0	34	208	4.792	33.627	1.122
1995	188	4.752	33.751	1.090	20	27	0	33	208	4.779	33.751	1.123
1996	184	4.537	32.436	1.048	20	27	0	33	204	4.564	32.436	1.081
1997	184	4.210	31.133	1.037	19	24	0	31	203	4.235	31.133	1.068
1998	187	4.171	30.926	1.039	19	23	0	31	206	4.194	30.926	1.070
1999	176	3.931	29.487	978	19	23	0	31	195	3.955	29.487	1.009

**PUERTO: ISLA CRISTINA**

**TABLA 1.4. DATOS POR ESPECIES. AÑOS 1985-1989**

ESPECIE	FAO	1985		1986		1987		1988		1989	
		PESO (Kg.)	VALOR (Miles Ptas.)	PESO (Kg.)	VALOR (Miles Ptas.)	PESO (Kg.)	VALOR (Miles Ptas.)	PESO (Kg.)	VALOR (Miles Ptas.)	PESO (Kg.)	VALOR (Miles Ptas.)
ACEDIA	CET	52.240	36.193	48.015	38.575	71.980	48.226	74.337	49.948	72.132	53.568
AGUJA	BEN										
BESUGO BLANCO	SBA	58.142	21.618	86.403	30.834	53.353	24.809	49.383	24.573	83.399	42.785
PINTARROJAS	SCL										
ALOSAS	SHD										
ANCHOVA	BLU										
ANGUILA	ELE										
ARAÑAS	WEX										
ATUN	BFT	11.034	6.263	90.590	27.906	6.178	1.236			102.266	57.283
BACALADILLA	WHB			38.057	3.806	36.130	1.930				
BACORETA	LTA									61.953	9.293
BAILA	SPU										
BOGA	BOG										
BONITO	BON	10.305	1.997								
BOQUERON	ANE	56.091	18.003	89.699	32.555	204.362	100.984	187.340	80.433	83.212	42.104
BURRO	GBR										
BRECA	PAC	142.625	46.543	150.825	51.364	81.917	33.186	93.428	52.795	91.720	59.270
BROTOLAS	FOX										
CABALLAS	MAZ	405.131	27.542	907.811	65.232	1.068.281	55.779	300.534	29.612	518.892	49.458
CARAMEL-CHUCLAS	PIC										
CAZON	GAG										
CHERNA	WRF										
CONGRIO	COE										
CORVINA	MGR	275	206	2.634	1.644	225	225	1.927	2.312		
DENTONES-HURTA	DEX.REA										
DORADA	SBG					4.371	6.345	11.305	18.383	3.223	4.837
ESCOLARES	GEP										
ESCUALOS DIVERSOS	SKH	111.821	21.805	107.269	21.731	107.234	22.594	56.995	18.568	63.888	18.439
ESPETON	BAR										
FANECA	BIB										
GALLINETA	BRF										
LENGUADOS	SOX	50.756	59.705	39.341	47.869	26.395	38.353	46.513	71.852	31.201	62.298
HERRERA	SSB			5.940	2.376	51.652	25.730	98.523	47.824	136.100	70.134
HURTA	REA										
JAPUTA	POA										
JURELES	JAX										
LAMPUGA	DOL										
LISAS	MUL										
LUBINA	BSS										
RAYAS-MANTAS	BAI										
MARRAJO-TINTORERA	SMA,BSH									191.050	15.284
MELVA	BLT										
MERLUZA	HKE	169.833	84.669	118.857	67.843	131.335	79.186	119.076	92.117	130.640	108.144
MERO	GPD										
MIELGAS	DGS										
MORENA	MUI										
PALOMETA	POP										
CHOPA	BRB										
PARGO-BOCINEGRO	RPG	7.876	4.256	875	700	2.021	2.021	4.441	4.139		
PECES MARINOS	MZZ	360.019	51.548	1.012.526	140.578	922.666	125.489	1.079.732	152.765	941.345	137.994
PEJERREY	SIL										
PEZ BALLESTA	TRI										
PEZ SABLE	SFS										
PEZ DE SAN PEDRO	JOD										
PEZ ESPADA	SWO	416	333			5.895	6.620	35.188	35.188	2.324	2.324
PEZ LIMON	AMB										
PEZ MARTILLO	SPZ										
RAPES	MNZ			2.940	1.103	31.371	17.090	24.342	13.659	73.736	44.243
PEZ RATA	URA										
RAYAS	RAJ										
PARRACHO	BLL										
RODABALLO	TUR			442	177	1.113	1.670	93.549	22.516		
RONCADOR	BGR			95.823	11.650	20.577	2.947			129.515	26.581
RUBIOS	GUX										
SALEMA	SLM										
SALMONETES	MUX	58.037	38.605	44.156	32.757	64.824	54.579	58.830	68.610	65.274	73.140
SAPO	TDF										
SARDINA	PIL	64.696	6.018	162.437	19.065	277.716	20.727	214.487	10.594	252.290	28.700
SARGOS	SWA										
MOJARRA	SRG										
PELUDA	MSF	120.676	41.763	93.371	35.029	121.284	46.783	42.365	21.183	46.345	21.139
SOLLA	PLE										
LISTADO	SKJ			4.625	740						
TINTORERA	BSH										
TEMLADERA	TOE										
CORVAS	CDX										
ZORROS	THR										
<b>TOTAL PECES</b>		<b>1.679.973</b>	<b>467.067</b>	<b>3.102.636</b>	<b>633.532</b>	<b>3.290.880</b>	<b>716.508</b>	<b>2.592.295</b>	<b>817.071</b>	<b>3.080.505</b>	<b>927.018</b>
ALMEJAS											
ALMEJA BABOSA	CTS	21.220	7.108	9.913	4.010	4.208	3.025	2.538	1.499	75.655	73.108
ALMEJA CHOCHA	TPS										
PIRULO	CLK			18.315	2.620	1.620	394	12.714	3.537	14.007	4.861
ALMEJA FINA	CTG	29.812	23.498	25.173	22.683	12.663	7.702	43.084	53.738		
BERBERECHO	COC	12.000	240	1.142.444	30.808	221.807	6.069			18.692	935
CALAMAR	SQC	142.806	96.478	207.964	100.145	56.186	56.999	110.112	102.859	89.732	90.084
PUNTILLITAS	SQQ			7.904	5.533	15.091	12.365				
CAÑAILLA	MSH										
CHIRLA	SVE	60.282	18.143	163.616	56.618	15.841	4.743	144.010	56.908	263.824	77.944
CHOCO	CTC	114.363	43.692	128.954	51.159	226.954	88.409	201.543	85.741	143.939	68.796

CLICA	CLB	2.699	216								
COQUINAS	DON	56.647	28.284	71.158	39.896	55.135	33.347	89.067	60.988	80.967	50.189
CARACOLAS	GAS										
CASTAÑUELAS	CTM										
LONGUEIRON	RAE										
MOLUSCOS MARINOS	MOL										
NAVAJAS	SOI	339.657	77.323	121.440	48.859	267.160	60.605	258.375	68.544	45.842	13.759
OSTRA	OYF										
POTAS	OMZ										
PULPO	OCC	1.084.882	327.964	1.062.881	361.632	865.407	214.164	1.105.519	349.337	1.071.165	360.732
VIEIRA	SCE										
<b>TOTAL MOLUSCOS</b>		<b>1.864.368</b>	<b>622.946</b>	<b>2.959.762</b>	<b>723.961</b>	<b>1.742.072</b>	<b>487.822</b>	<b>1.966.962</b>	<b>783.149</b>	<b>1.803.823</b>	<b>740.407</b>
BOGAVANTE	LBE			243	486	202	606	2.237	4.474		
CAMARONES	PAL					19.833	3.423	21.893	4.379	9.291	1.607
CANGREJOS DE MAR	CRA										
CARABINERO	SSH			255	510						
CENTOLLA	SCR										
CIGALA	NEP	19.539	24.878	20.980	34.987	30.279	49.734	16.591	47.728	23.682	72.731
CRUSTACEOS VARIOS	CRU					4.521	2.261				
GALERA	MTS										
GAMBA	DPS	150.518	154.450	40.154	90.943	12.844	39.292	34.371	102.266	61.345	132.940
LANGOSTA	CRW										
LANGOSTINO	TGS	17.317	49.462	21.609	70.897	10.823	40.200	11.261	46.515	18.404	63.264
<b>TOTAL CRUSTACEOS</b>		<b>187.374</b>	<b>228.789</b>	<b>83.241</b>	<b>197.823</b>	<b>78.502</b>	<b>135.514</b>	<b>86.353</b>	<b>205.361</b>	<b>112.722</b>	<b>270.542</b>
<b>TOTAL ISLA CRISTINA</b>		<b>3.731.715</b>	<b>1.318.803</b>	<b>6.145.639</b>	<b>1.555.316</b>	<b>5.111.454</b>	<b>1.339.844</b>	<b>4.645.610</b>	<b>1.805.581</b>	<b>4.997.050</b>	<b>1.937.966</b>

**PUERTO: ISLA CRISTINA**

**TABLA 1.4. DATOS POR ESPECIES. AÑOS 1990-1994**

ESPECIE	FAO	1990		1991		1992		1993		1994	
		PESO (Kg.)	VALOR (Miles Ptas.)	PESO (Kg.)	VALOR (Miles Ptas.)	PESO (Kg.)	VALOR (Miles Ptas.)	PESO (Kg.)	VALOR (Miles Ptas.)	PESO (Kg.)	VALOR (Miles Ptas.)
ACEDIA	CET	89.928	73.466	30.493	34.302	25.999	28.144	24.134	24.079	5.376	4.839
AGUJA	BEN									2.636	379
BESUGO BLANCO	SBA	79.966	52.833	39.477	36.902	39.771	28.687	57.237	35.227	50.056	18.985
PINTARROJAS	SCL									1.439	280
ALOSAS	SHD										
ANCHOVA	BLU					800	160	2.600	780	5.883	2.216
ANGUILA	ELE									10	8
ARAÑAS	WEX									6.730	1.096
ATUN	BFT	42.510	12.243			357	143	720	337	35.079	2.052
BACALADILLA	WHB					50.908	5.091	36.343	7.084	6.947	1.471
BACORETA	LTA	22.000	990								
BAILA	SPU									62	40
BOGA	BOG									1.180	71
BONITO	BON									84	27
BOQUERON	ANE	195.107	95.362	180.368	74.249	102.920	44.667	283.457	109.086	145.474	49.363
BURRO	GBR							1.400	460	6.601	2.119
BRECA	PAC	145.534	109.326	93.397	75.176	80.377	56.794	104.363	58.530	48.678	26.270
BROTOLAS	FOX									197	62
CABALLAS	MAZ	273.443	26.533	243.136	27.946	139.013	21.828	540.867	50.663	517.675	70.879
CARAMEL-CHUCLAS	PIC									5.899	1.213
CAZON	GAG									1.553	952
CHERNA	WRF									23	19
CONGRIO	COE									1.967	564
CORVINA	MGR					130	169	1.355	1.446	12.171	9.219
DENTONES-HURTA	DEX,REA										
DORADA	SBG							1.580	1.896	3.449	3.226
ESCOLARES	GEP									20	2
ESCUALOS DIVERSOS	SKH	70.892	21.074	40.296	12.089	29.844	8.953	30.456	8.618	1.000	359
ESPETON	BAR										
FANECA	BIB									10	6
GALLINETA	BRF									108	22
HERRERA	SSB	150.837	87.952	61.784	37.070	56.059	28.976	153.464	76.057	90.609	39.689
HURTA	REA									765	865
JAPUTA	POA									2	2
JURELES	JAX					70.324	5.274	425.260	44.296	566.063	66.325
LAMPUGA	DOL									95	43
LENGUADOS	SOX	36.395	67.444	34.354	69.375	27.063	55.498	27.395	45.911	30.833	31.884
LISAS	MUL									4.278	357
LUBINA	BSS					140	224	450	815	471	479
RAYAS-MANTAS	BAI									1.072	195
MARRAJO-TINTORERA	SMA,BSH					220	110	13.803	5.552	7.752	3.354
MELVA	BLT	167.783	9.719	199.103	13.141					92	27
MERLUZA	HKE	157.739	143.293	176.442	170.072	138.899	135.907	168.624	129.897	72.711	62.287
MERO	GPD									15	13
MIELGAS	DGS									2.018	674
MORENA	MUI									21	9
PALOMETA	POP									1.090	496
CHOPA	BRB									13.041	2.082
PARGO-BOCINEGRO	RPG							11.100	9.889	7.457	7.382
PECES MARINOS	MZZ	1.033.037	136.287	879.897	110.744	756.514	107.414	681.666	94.245	199.490	138.614
PEJERREY	SIL									8.471	1.383
PEZ BALLESTA	TRI									2.106	375
PEZ SABLE	SFS										
PEZ DE SAN PEDRO	JOD										
PEZ ESPADA	SWO	4.873	4.873	6.676	5.925	2.113	1.500	58.535	46.758	36.022	31.553
PEZ LIMON	AMB									20	7
PEZ MARTILLO	SPZ										
RAPES	MNZ	87.092	52.255	46.653	30.821	20.569	16.228	25.935	20.890	8.205	6.819
PEZ RATA	URA									676	233
RAYAS	RAJ							850	255	7.240	2.260
PARRACHO	BLL									170	215
RODABALLO	TUR									44	60
RONCADOR	BGR	61.492	11.885	11.736	2.201	8.955	2.361	67.216	16.183	23.492	6.056
RUBIO	GUX									4.425	1.094
SALEMA	SLM									537	148
SALMONETES	MUX	115.901	102.577	106.144	110.104	53.151	75.636	44.174	43.015	31.919	30.130
SAPO	TDF									119	5
SARDINA	PIL	207.088	14.916	181.661	11.146	228.980	28.935	32.920	4.039	100.398	23.837
SARGOS	SWA									15.471	9.138
MOJARRA	SRG							10.400	2.200	48.421	7.151
PELUDA	MSF	55.537	28.741	66.289	33.145	72.342	32.938	43.435	20.768	13.874	8.319
SOLLA	PLE									46	22
LISTADO	SKJ									1.418	322
TINTORERA	BSH									14.223	3.119
TEMLADERA	TOE					172	43	47.007	6.716	2.270	567
CORVAS	CDX									7	4
ZORROS	THR									7.311	1.830
<b>TOTAL PECES</b>		<b>2.997.154</b>	<b>1.051.769</b>	<b>2.397.906</b>	<b>854.406</b>	<b>1.905.620</b>	<b>685.679</b>	<b>2.896.746</b>	<b>865.691</b>	<b>2.183.649</b>	<b>685.154</b>
ALMEJAS								1.588	1.644		
ALMEJA BABOSA	CTS	6.307	3.438					12.748	4.462	60	21
ALMEJA CHOCHA	TPS							651.286	48.687	3.667.028	352.789
PIRULO	CLK			5.849	2.523						
ALMEJA FINA	CTG	18.121	24.637	5.821	5.974					10	20
BERBERECHO	COC							3.750	300	13.310	633
CALAMAR	SQC	63.053	60.050	93.437	88.251	93.026	88.253	64.585	62.726	48.381	44.146
PUNTILLITAS	SQQ									9.982	14.501
CAÑAILLA	MSH									9.289	10.061
CHIRLA	SVE	324.591	79.981	323.175	58.880	312.934	58.672	303.386	54.021	459.196	92.354
CHOCO	CTC	161.639	77.974	280.503	140.746	257.040	121.002	294.380	151.965	171.571	99.104

CLICA	CLB									233.875	11.443
COQUINAS	DON	55.374	42.961	68.664	37.666	66.452	35.373	29.007	18.404	35.017	24.974
CARACOLAS	GAS									29	32
CASTAÑUELAS	CTM									17.410	12.586
LONGUEIRON	RAE									2.598	314
MOLUSCOS MARINOS	MOL	11.165	4.557								
NAVAJAS	SOI	2.885	721							475	42
OSTRA	OYF										
POTAS	OMZ									474	67
PULPO	OCC	424.593	175.562	433.798	155.601	551.664	163.948	840.737	252.164	1.156.437	493.210
VIEIRA	SCE							1.955	782	15.908	4.703
<b>TOTAL MOLUSCOS</b>		<b>1.067.728</b>	<b>469.881</b>	<b>1.211.247</b>	<b>489.641</b>	<b>1.281.116</b>	<b>467.249</b>	<b>2.203.422</b>	<b>595.155</b>	<b>5.841.050</b>	<b>1.160.999</b>
BOGAVANTE	LBE									654	1.009
CAMARONES	PAL	7.551	1.198	5.036	573					104	29
CANGREJOS DE MAR	CRA									284	28
CARABINERO	SSH									65	77
CENTOLLA	SCR									10	2
CIGALA	NEP	31.107	87.842	36.199	100.095	13.701	38.613	6.572	16.064	10.956	17.025
CRUSTACEOS VARIOS	CRU										
GALERA	MTS									199	59
GAMBA	DPS	24.315	77.016	74.654	153.814	31.202	115.526	91.828	167.345	308.103	299.941
LANGOSTA	CRW									54	119
LANGOSTINO	TGS	43.740	101.330	23.309	71.740	7.268	27.269	8.489	30.286	6.435	14.714
<b>TOTAL CRUSTACEOS</b>		<b>106.713</b>	<b>267.385</b>	<b>139.198</b>	<b>326.222</b>	<b>52.171</b>	<b>181.408</b>	<b>106.889</b>	<b>213.695</b>	<b>326.864</b>	<b>333.002</b>
<b>TOTAL ISLA CRISTINA</b>		<b>4.171.595</b>	<b>1.789.035</b>	<b>3.748.351</b>	<b>1.670.269</b>	<b>3.238.907</b>	<b>1.334.336</b>	<b>5.207.057</b>	<b>1.674.541</b>	<b>8.352.981</b>	<b>2.179.154</b>



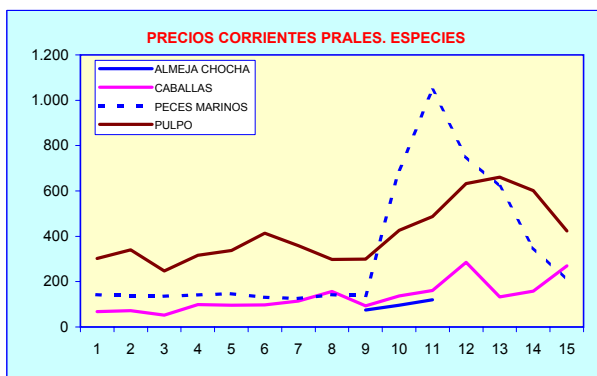
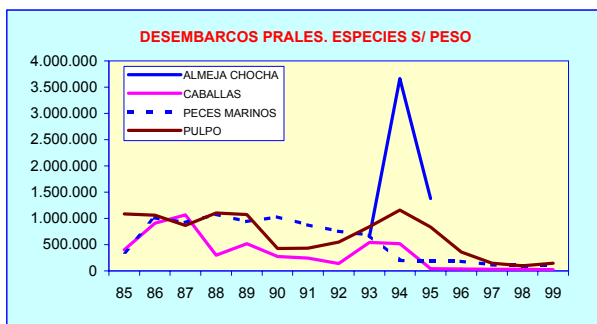
CLICA	CLB	177.060	9.635	8.090	407						
COQUINAS	DON	16.652	9.625	4.956	2.981	4.820	2.577	2.741	1.648		
CARACOLAS	GAS	22	16	30	36	7	7	14	19		
CASTAÑUELAS	CTM	29.326	23.658	8.010	6.491	6.326	4.958			4.742	3.190
LONGUEIRON	RAE	180	24	1.955	483	880	337				
MOLUSCOS MARINOS	MOL							4.882	4.145		
NAVAJAS	RAZ	100	15	37.040	7.306	9.921	2.542				
OSTRA	OYF	600	162								
POTAS	OMZ	183	41	1.733	310	2.471	383	5.255	922	2.117	267
PULPO	OCC	836.958	407.216	359.136	227.387	148.595	98.229	98.202	59.050	148.998	63.033
VIEIRA	SCE	10.245	3.172	2.560	1.022						
<b>TOTAL MOLUSCOS</b>		<b>2.920.390</b>	<b>829.447</b>	<b>807.547</b>	<b>423.107</b>	<b>414.989</b>	<b>270.449</b>	<b>318.032</b>	<b>190.780</b>	<b>1.067.877</b>	<b>409.888</b>
BOGAVANTE	LBE	815	1.284	612	948	577	1.243	481	605	225	1.015
CAMARONES	PAL	541	183	512	356	214	126	87	36		
CANGREJOS DE MAR	CRA	547	73	320	34	251	69	135	26	7	3
CARABINERO	SSH	80	119	562	619	106	167				
CENTOLLA	SCR	53	17	6	2			4	2	2	2
CIGALA	NEP	17.294	31.794	5.555	11.554	2.603	4.815	1.986	3.304	2.590	2.474
CRUSTACEOS VARIOS	CRU	138	17	174	241			70	64		
GALERA	MTS	75	23	32	8	70	37	56	29	6	2
GAMBA	DPS	184.173	267.529	221.220	243.820	187.627	214.314	502.873	255.950	596.408	247.956
LANGOSTA	CRW	20	47	10	10	17	26	1	1		
LANGOSTINO	TGS	25.601	56.546	55.512	103.819	42.348	92.818	37.143	80.261	25.009	70.868
<b>TOTAL CRUSTACEOS</b>		<b>229.337</b>	<b>357.632</b>	<b>284.515</b>	<b>361.408</b>	<b>233.813</b>	<b>313.614</b>	<b>542.836</b>	<b>340.278</b>	<b>624.247</b>	<b>322.320</b>
<b>TOTAL ISLA CRISTINA</b>		<b>4.625.107</b>	<b>1.871.415</b>	<b>2.599.367</b>	<b>1.499.883</b>	<b>2.428.523</b>	<b>1.266.573</b>	<b>3.257.108</b>	<b>1.342.812</b>	<b>3.637.543</b>	<b>1.575.589</b>

TABLA 1.5. PRINCIPALES ESPECIES SEGÚN PESO (MEDIAS QUINQUENALES PARA PESO Y VALOR)

ESPECIE	FAO	85-89			90-94			95-99		
		PESO MEDIO		VALOR MEDIO	PESO MEDIO		VALOR MEDIO	PESO MEDIO		VALOR MEDIO
		(Kg.)	(% s/ total)	(Miles Ptas.)	(Kg.)	(% s/ total)	(Miles Ptas.)	(Kg.)	(% s/ total)	(Miles Ptas.)
ALMEJA CHOCHA	TPS				863.663	17,47%	80.295	275.311	8,32%	33.225
BOQUERON	ANE	124.141	2,52%	54.816	181.465	3,67%	74.545	410.295	12,40%	127.932
CABALLAS	MAZ	640.130	12,99%	45.525	342.827	6,93%	39.570	33.022	1,00%	6.676
CHIRLA	SVE	129.515	2,63%	42.871	344.656	6,97%	68.782	257.405	7,78%	66.341
CHOCO	CTL	163.151	3,31%	67.559	233.027	4,71%	118.158	136.083	4,11%	79.403
GAMBA	DPS	59.846	1,21%	103.978	106.020	2,14%	162.728	338.460	10,23%	245.914
JURELES	JAX				212.329	4,29%	23.179	317.709	9,60%	54.362
PECES MARINOS	MZZ	863.258	17,52%	121.675	710.121	14,36%	117.461	137.041	4,14%	91.783
PULPO	OCC	1.037.971	21,07%	322.766	681.446	13,78%	248.097	318.378	9,62%	170.983
SARDINA	PIL	194.325	3,94%	17.021	150.209	3,04%	16.575	206.470	6,24%	39.138
<b>TOTAL GENERAL</b>		<b>4.926.294</b>	<b>100,00%</b>	<b>1.591.502</b>	<b>4.943.778</b>	<b>100,00%</b>	<b>1.729.467</b>	<b>3.309.530</b>	<b>100,00%</b>	<b>1.511.254</b>

TABLA 1.6. PRINCIPALES ESPECIES SEGÚN VALOR (MEDIAS QUINQUENALES PARA PESO Y VALOR)

ESPECIE	FAO	85-89			90-94			95-99		
		PESO MEDIO	VALOR MEDIO		PESO MEDIO	VALOR MEDIO		PESO MEDIO	VALOR MEDIO	
			(Kg.)	(Miles Ptas.)		(% s/ total)	(Kg.)		(Miles Ptas.)	(% s/ total)
BOQUERON	ANE	124.141	54.816	3,44%	181.465	74.545	4,31%	410.295	127.932	8,47%
CALAMAR	SQC	121.360	89.313	5,61%	72.496	68.685	3,97%	23.565	22.910	1,52%
CHIRLA	SVE	129.515	42.871	2,69%	344.656	68.782	3,98%	257.405	66.341	4,39%
CHOCO	CTL	163.151	67.559	4,25%	233.027	118.158	6,83%	136.083	79.403	5,25%
GAMBA	DPS	59.846	103.978	6,53%	106.020	162.728	9,41%	338.460	245.914	16,27%
LANGOSTINO	TGS	15.883	54.068	3,40%	17.848	49.068	2,84%	37.123	80.863	5,35%
MERLUZA	HKE	133.948	86.391	5,43%	142.883	128.291	7,42%	137.715	103.590	6,85%
PECES MARINOS	MZZ	863.258	121.675	7,65%	710.121	117.461	6,79%	137.041	91.783	6,07%
PULPO	OCC	1.037.971	322.766	20,28%	681.446	248.097	14,35%	318.378	170.983	11,31%
SALMONETES	MUX	58.224	53.538	3,36%	70.258	72.293	4,18%	35.809	34.417	2,28%
<b>TOTAL GENERAL</b>		<b>4.926.294</b>	<b>1.591.502</b>	<b>100,00%</b>	<b>4.943.778</b>	<b>1.729.467</b>	<b>100,00%</b>	<b>3.309.530</b>	<b>1.511.254</b>	<b>100,00%</b>





**TABLA 1.7. ESTRUCTURA DE LA FLOTA POR MODALIDADES (1989, 1999 Y VARIACIÓN)**

VARIABLES	ARRASTRE			CERCO			OTRAS MODALIDADES			TODAS LAS MODALIDADES		
	1989	1999	VARIAC. (%)	1989	1999	VARIAC. (%)	1989	1999	VARIAC. (%)	1989	1999	VARIAC. (%)
Nº DE BARCOS	92	74	-19,57	18	18	0,00	117	103	-11,97	227	195	-14,10
ARQUEO (TRB)	3.832	2.651	-30,82	850	568	-49,65	925	736	-20,43	5.607	3.955	-29,46
POTENCIA (CV)	24.805	19.470	-21,51	4.651	3.444	-35,05	8.276	6.573	-20,58	37.732	29.487	-21,85
TRIP. (Nº)	593	480	-19,06	145	113	-28,32	405	344	-15,06	1.143	937	-18,02

**TABLA 1.8. INDICE DE PRECIOS PERCIBIDOS (IPP), SEGÚN MODALIDAD Y TOTAL**

AÑO	INDICE DE PRECIOS PERCIBIDOS				PRECIOS CONSTANTES (BASE 1992)			
	PECES	MOLUSCOS	CRUSTACEOS	TOTAL	PECES	MOLUSCOS	CRUSTACEOS	TOTAL
1985	63,69	97,71	38,71	71,95	229,16	356,38	1345,98	296,43
1986	68,21	102,52	64,70	79,74	245,44	373,91	2249,56	328,51
1987	71,75	98,34	79,90	82,29	258,17	358,68	2778,38	339,02
1988	82,14	114,44	89,45	94,56	295,54	417,38	3110,39	389,56
1989	90,11	114,50	74,24	96,33	324,24	417,59	2581,50	396,87
1990	89,03	119,90	85,09	99,29	320,33	437,29	2958,68	409,03
1991	93,86	109,23	68,65	95,54	337,71	398,38	2387,18	393,58
1992	100,00	100,00	100,00	100,00	359,82	364,72	3477,18	411,97
1993	84,28	102,86	64,10	87,83	303,24	375,15	2228,85	361,81
1994	155,49	123,09	37,64	126,72	559,47	448,92	1308,86	522,06
1995	198,41	129,28	47,72	151,90	713,92	471,50	1659,26	625,79
1996	156,60	149,20	42,16	137,12	563,47	544,15	1465,95	564,88
1997	135,15	154,90	42,40	128,40	486,31	564,95	1474,27	528,99
1998	113,18	147,00	29,98	112,78	407,23	536,15	1042,36	464,63
1999	111,69	139,47	25,72	108,77	401,90	508,67	894,31	448,08

