

TABLA 1.1. RESUMEN TOTAL ANUAL

AÑO	PESO (Tm.)	VALOR (Miles Ptas.)	PRECIO MEDIO (Ptas.)
1985	11.683,69	3.184.606	273
1986	13.108,33	3.740.860	285
1987	12.338,22	3.896.526	316
1988	12.083,52	4.076.746	337
1989	9.722,65	4.361.374	449
1990	6.091,94	3.750.680	616
1991	5.651,43	4.020.822	711
1992	6.192,19	3.921.128	633
1993	6.026,88	3.326.875	552
1994	8.314,28	3.485.290	419
1995	6.752,34	2.677.563	397
1996	7.001,92	3.468.454	495
1997	4.104,39	2.292.379	559
1998	4.412,39	1.618.837	367
1999	5.364,36	1.430.139	267

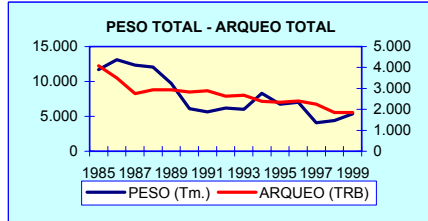
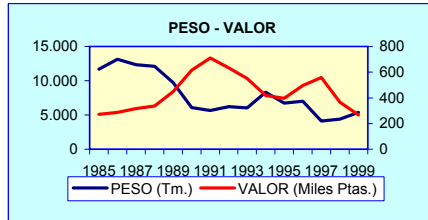


TABLA 1.2. RESUMEN POR CATEGORÍAS (PECES, MOLUSCOS, CRUSTACEOS)

AÑO	PECES			MOLUSCOS			CRUSTACEOS		
	PESO (Tm.)	VALOR (Miles Ptas.)	PRECIO (Ptas./ Kg.)	PESO (Tm.)	VALOR (Miles Ptas.)	PRECIO (Ptas./ Kg.)	PESO (Tm.)	VALOR (Miles Ptas.)	PRECIO (Ptas./ Kg.)
1985	9.839,52	2.332.159	237	1.077,41	225.616	209	766,76	626.831	818
1986	11.039,30	2.738.669	248	1.208,78	265.249	219	860,25	736.943	857
1987	10.202,33	2.847.903	279	1.341,76	284.633	212	794,12	763.990	962
1988	9.799,43	2.974.272	304	1.522,27	305.981	201	761,82	796.492	1.046
1989	7.759,92	2.948.530	380	978,58	376.996	385	984,15	1.035.849	1.053
1990	4.542,30	2.234.406	492	986,37	567.566	575	563,27	948.708	1.684
1991	4.162,68	2.203.269	529	838,77	505.113	602	649,98	1.312.439	2.019
1992	4.326,93	2.340.315	541	1.299,48	461.697	355	565,78	1.119.117	1.978
1993	4.544,22	1.905.301	419	919,46	313.585	341	563,20	1.107.990	1.967
1994	6.867,37	2.477.718	361	888,22	228.381	257	558,70	779.191	1.395
1995	5.478,32	1.977.271	361	905,06	237.310	262	368,96	462.982	1.255
1996	5.855,19	2.468.347	422	621,52	172.964	278	525,20	827.143	1.575
1997	3.155,65	1.396.824	443	488,31	117.736	241	460,43	777.819	1.689
1998	3.128,14	724.989	232	799,42	161.237	202	484,83	732.610	1.511
1999	3.952,81	555.931	141	859,79	188.964	220	551,76	685.244	1.242

TABLA 1.3. EVOLUCIÓN DE LA FLOTA OPERATIVA

AÑO	DOTADAS CON MOTOR				NO DOTADAS CON MOTOR				TOTAL			
	BARCOS (Nº)	ARQUEO TRB	POTENCIA CV	TRIP	BARCOS (Nº)	ARQUEO TRB	POTENCIA CV	TRIP	BARCOS (Nº)	ARQUEO TRB	POTENCIA CV	TRIP
1985	128	4.044	18.902	1.017	31	34	0	43	159	4.078	18.902	1.060
1986	131	3.473	18.252	964	31	34	0	43	162	3.507	18.252	1.007
1987	101	2.711	15.546	632	31	34	0	43	132	2.745	15.546	675
1988	105	2.901	16.856	667	31	34	0	43	136	2.935	16.856	710
1989	105	2.907	17.266	659	31	34	0	43	136	2.941	17.266	702
1990	104	2.799	16.790	639	31	34	0	43	135	2.833	16.790	682
1991	105	2.850	17.027	656	31	34	0	43	136	2.884	17.027	699
1992	102	2.604	15.904	612	31	34	0	43	133	2.637	15.904	655
1993	105	2.640	16.134	622	31	34	0	43	136	2.674	16.134	665
1994	103	2.351	15.068	582	32	34	0	44	135	2.385	15.068	626
1995	104	2.295	14.671	571	35	37	0	50	139	2.333	14.671	621
1996	107	2.365	15.130	585	35	37	0	50	142	2.403	15.130	635
1997	106	2.213	14.268	540	35	37	0	50	141	2.251	14.268	590
1998	100	1.812	11.822	472	34	36	0	49	134	1.848	11.822	521
1999	99	1.809	11.792	470	34	36	0	49	133	1.845	11.792	519

**PUERTO: MALAGA**

**TABLA 1.4. DATOS POR ESPECIES. AÑOS 1985-1989**

ESPECIE	FAO	1985		1986		1987		1988		1989	
		PESO (Kg.)	VALOR (Miles Ptas.)	PESO (Kg.)	VALOR (Miles Ptas.)	PESO (Kg.)	VALOR (Miles Ptas.)	PESO (Kg.)	VALOR (Miles Ptas.)	PESO (Kg.)	VALOR (Miles Ptas.)
ACEDIA	CET										
AGUJA	BEN	98.867	33.587	110.922	39.487	102.395	40.936	98.230	42.678	117.200	49.379
BESUGO BLANCO	SBA	142.277	49.004	159.625	57.612	147.354	59.727	141.360	62.268	94.230	43.968
PINTARROJAS	SCL	129.626	15.677	145.432	18.431	134.252	19.108	128.791	19.921	83.900	16.569
ANCHOVA	BLU										
ARAÑAS	WEX										
ATUN	BFT					9.980	5.279	19.960	10.558		
BACALADILLA	WHB	754.824	111.552	846.863	131.147	781.762	135.961	749.960	141.745	419.680	78.525
BAILA	SPU										
BOGA	BOG	196.254	7.693	220.184	9.045	203.258	9.377	194.989	9.776	110.310	9.497
BONITO	BON	40.340	9.784	45.259	11.502	41.780	11.924	40.080	12.432	84.330	27.465
BOQUERON	ANE	1.775.512	750.522	1.992.008	882.362	1.838.876	914.746	1.764.070	953.662	945.560	590.657
BRECA	PAC									45.390	17.468
BROTOLAS	FOX	49.188	9.478	55.186	11.143	50.943	11.552	48.871	12.043	52.300	14.543
BURRO	GBR										
CABALLAS	MAZ	206.652	17.132	231.850	20.142	214.027	20.881	205.320	21.769	184.210	26.313
CACHUCHO	DEL									1.850	713
CAZON	GAG										
CHERNA	WRF										
CARAMEL-CHUCLAS	PIC					540	162	1.080	324		
CINTA	PRC										
CONGRIO	COE	17.603	4.442	19.750	5.222	18.232	5.414	17.490	5.644	34.180	12.190
CORVINA	MGR									37.410	11.284
DORADA	SBG										
ESCUALOS DIVERSOS	SKH	229.298	26.493	257.257	31.146	237.481	32.290	227.820	33.663	159.090	27.363
FALSO ABADEJO	GPX										
FANECA	BIB	109.606	14.147	122.971	16.632	113.518	17.243	108.900	17.976	175.490	36.983
GALLINETA	BRF	48.009	16.954	53.863	19.932	49.723	20.664	47.700	21.543	114.740	48.108
MIELGAS	DGS										
GOBIDOS	GPA										
HERRERA	SSB	50.999	15.842	57.217	18.625	52.819	19.308	50.670	20.130	48.850	20.070
JAPUTA	POA									17.280	5.246
JURELES	JAX	1.421.783	163.147	1.595.146	191.806	1.472.523	198.846	1.412.620	207.305	874.610	156.345
LENGUADOS	SOX	331.204	147.593	371.590	173.519	343.024	179.887	329.070	187.541	245.970	169.515
LISTADO	SKJ										
LUBINA	BSS										
MARRAJO-TINTORERA	SMA,BSH	63.981	11.848	71.783	13.930	66.265	14.441	63.569	15.055	103.019	30.817
MELVA	BLT	44.748	2.216	50.205	2.605	46.345	2.701	44.460	2.816	42.360	5.650
MERLUZA	HKE	900.684	357.349	1.010.509	420.123	932.828	435.542	894.880	454.071	763.781	475.388
MERO	GPD	36.686	31.689	41.160	37.255	37.996	38.623	36.450	40.266	57.860	65.441
LISAS	MUL	7.428	319	8.334	376	7.693	389	7.380	406	80.750	9.425
PALOMETON	LEE										
PALOMETA	POP										
PARGO-BOCINEGRO	RPG	72.960	54.698	81.857	64.306	75.564	66.666	72.490	69.502	84.270	76.139
HURTA	REA										
PECES MARINOS	MZZ	1.058.184	177.934	1.187.214	206.026	1.095.949	213.587	1.051.365	222.674	1.320.220	516.549
PEZ SABLE	SFS										
PEZ DE SAN PEDRO	JOD	31.493	11.345	35.333	13.338	32.617	13.828	31.290	14.416	70.890	36.827
PEZ ESPADA	SWO										
PEZ LIMON	AMB										
SAPO	TDF										
RAPES	MNZ	200.281	93.358	224.702	109.757	207.428	113.785	198.990	118.626	147.070	96.763
RASCACIOS	SCS										
PEZ RATA	URA										
RAYAS	RAJ	74.239	9.484	83.292	11.150	76.889	11.559	73.761	12.051	109.180	23.206
RODABALLOS	LEF					1.140	3.280	2.280	3.420		
RUBIOS	GUX	77.701	20.979	87.175	24.665	80.474	25.570	77.200	26.658	119.110	52.606
SALEMA	SLM									38.470	14.840
SALMONETES	MUX	164.646	63.168	184.722	74.264	170.522	76.990	163.585	80.265	99.420	57.444
PARGO-SAMA DE PLUMA	DEP										
SARDINA	PIL	1.504.446	104.724	1.687.890	123.120	1.558.137	127.639	1.494.751	133.069	876.940	125.233
SARGOS	SWA										
DENTONES-HURTA	DEX,REA										
PELUDA	MSF										
<b>TOTAL PECES</b>		<b>9.839.522</b>	<b>2.332.159</b>	<b>11.039.297</b>	<b>2.738.669</b>	<b>10.202.334</b>	<b>2.847.903</b>	<b>9.799.432</b>	<b>2.974.272</b>	<b>7.759.920</b>	<b>2.948.530</b>
ALMEJA BABOSA	CTS										
ALMEJA CHOCHA	TPS										
ALMEJA FINA	CTG									23.720	14.690
ALMEJAS	CLX										
BIGARO	PEE										
CALAMARES	SQC	158.069	49.383	177.343	58.058	163.710	60.189	157.050	62.749	160.310	82.240
PUNTILLITAS	SQQ										
CAÑAILLA	MSH										
CHIRLA	SVE										
CHOCO	CTC	264.549	84.533	296.806	99.383	273.990	103.030	262.844	107.414	247.050	104.026
CONCHA FINA	CLW									9.310	2.486
COQUINAS	DON									280	331
CORRUCO	COZ					225.900	9.650	451.800	19.299		
CARACOLAS	GAS										
MOLUSCOS MARINOS	MOL									40.590	16.967
POTAS	OMZ	103.235	11.862	115.823	13.945	106.920	14.457	102.570	15.072	97.020	21.778
PULPO	OCC	551.556	79.838	618.810	93.863	571.240	97.308	548.002	101.447	400.300	134.478
VIEIRA	SCE										
<b>TOTAL MOLUSCOS</b>		<b>1.077.409</b>	<b>225.616</b>	<b>1.208.782</b>	<b>265.249</b>	<b>1.341.760</b>	<b>284.633</b>	<b>1.522.266</b>	<b>305.981</b>	<b>978.580</b>	<b>376.996</b>
BOGAVANTE	LBE										
BUEY	CRE										
CAMARONES	PAL	275.970	43.414	309.621	51.040	285.819	52.913	274.192	55.164	287.440	63.620
CANGREJOS DE MAR	CRA	70.057	6.911	78.600	8.125	72.558	8.423	69.606	8.782	65.650	8.635
CARABINERO	SSH	86.162	87.559	96.668	102.940	89.237	106.718	85.607	111.258	161.780	189.804

CENTOLLA	SCR										
CIGALA	NEP	164.084	253.437	184.092	297.957	169.940	308.892	163.027	322.033	191.830	329.361
CRUSTACEOS MARINOS	CRU									15.170	9.684
GALERA	MTS										
GAMBA	DPS	131.099	177.243	147.084	208.379	135.777	216.026	130.254	225.217	196.150	303.269
NECORAS											
LANGOSTAS	CRW	19.938	23.600	22.370	27.745	20.650	28.764	19.810	29.987	34.990	63.895
LANGOSTINO	TGS	19.446	34.667	21.817	40.757	20.140	42.253	19.321	44.050	31.140	67.582
PERCEBE	PCB										
<b>TOTAL CRUSTACEOS</b>		<b>766.758</b>	<b>626.831</b>	<b>860.252</b>	<b>736.943</b>	<b>794.122</b>	<b>763.990</b>	<b>761.817</b>	<b>796.492</b>	<b>984.150</b>	<b>1.035.849</b>
<b>TOTAL MALAGA</b>		<b>11.683.690</b>	<b>3.184.606</b>	<b>13.108.332</b>	<b>3.740.860</b>	<b>12.338.216</b>	<b>3.896.526</b>	<b>12.083.515</b>	<b>4.076.746</b>	<b>9.722.650</b>	<b>4.361.374</b>

TABLA 1.4. DATOS POR ESPECIES. AÑOS 1990-1994

ESPECIE	FAO	1990		1991		1992		1993		1994	
		PESO (Kg.)	VALOR (Miles Ptas.)	PESO (Kg.)	VALOR (Miles Ptas.)	PESO (Kg.)	VALOR (Miles Ptas.)	PESO (Kg.)	VALOR (Miles Ptas.)	PESO (Kg.)	VALOR (Miles Ptas.)
ACEDIA	CET									58	26
AGUJA	BEN	61.520	26.725	43.180	19.638	41.250	19.522	43.250	18.455	40.928	36.490
BESUGO BLANCO	SBA	86.270	60.359	118.960	89.036	114.880	87.528	112.700	77.365	110.712	50.088
PINTARROJAS	SCL	64.280	25.503	73.780	36.890	100.350	58.241	67.300	29.683	83.037	14.409
ANCHOVA	BLU							10.700	3.835		
ARAÑAS	WEX			15.950	5.693	18.350	6.575	7.100	2.180	524	111
ATUN	BFT									36.024	18.021
BACALADILLA	WHB	151.200	28.319	106.410	29.256	139.450	40.178	114.050	41.643	602.193	108.244
BAILA	SPU									2.496	1.476
BOGA	BOG	58.060	6.339	66.190	7.091	71.100	7.110	64.000	9.300	5.418	1.485
BONITO	BON	52.000	20.079	46.030	20.075	65.620	34.803	57.500	25.985	14.111	4.572
BOQUERON	ANE	401.500	286.046	356.710	245.712	355.000	229.786	291.300	199.965	1.401.159	621.166
BRECA	PAC	45.770	25.882	43.020	28.280	62.600	46.375	71.400	52.570	36.050	23.491
BROTOLAS	FOX	41.740	21.006	54.110	35.998	79.570	55.195	81.060	48.886	112.573	35.667
BURRO	GBR									473	141
CABALLAS	MAZ	88.830	19.120	58.750	14.342	83.880	24.015	87.460	34.107	120.462	12.768
CACHUCHO	DEL	24.070	11.261	54.460	25.968	86.870	47.091	75.400	38.637	2.280	898
CAZON	GAG									20.014	6.973
CHERNA	WRF									2.057	1.313
CARAMEL-CHUCLAS	PIC										
CINTA	PRC									14.841	747
CONGRIO	COE	50.700	21.178	46.480	21.963	73.360	38.147	63.100	33.513	2.183	756
CORVINA	MGR	47.120	16.437	56.030	25.667	87.490	50.249	92.610	41.937	3.473	1.852
DORADA	SBG					38.200	25.356	39.500	14.663	3.490	3.127
ESCUALOS DIVERSOS	SKH	105.150	25.090	103.890	29.069	137.970	50.900	115.000	46.665	111.434	29.795
FALSO ABADEJO	GPX									280	223
FANECA	BIB	106.390	29.485	129.990	42.108	117.000	41.552	90.050	30.440	6.990	1.810
GALLINETA	BRF	72.730	33.873	91.160	42.959	97.900	44.408	96.900	42.130	18.760	5.705
MIELGAS	DGS										
GOBIDOS	GPA									9.367	1.449
HERRERA	SSB	46.260	21.064	62.550	30.762	73.080	36.847	50.850	20.276	26.823	13.796
JAPUTA	POA	2.100	735								
JURELES	JAX	458.520	138.911	317.160	122.493	286.100	112.191	146.500	45.975	1.330.653	251.869
LENGUADOS	SOX	188.240	151.478	203.380	170.439	205.350	156.233	90.100	43.355	58.021	55.995
LISTADO	SKJ									84	112
LUBINA	BSS			29.150	26.383	53.480	52.651	40.500	22.170	5.288	5.224
MARRAJO-TINTORERA	SMA,BSH	86.850	36.048	113.300	55.180	112.970	57.860	101.500	52.630	36.757	12.022
MELVA	BLT	33.650	6.343	35.000	11.322	53.850	16.382	36.000	11.905	10.261	2.313
MERLUZA	HKE	314.220	214.019	220.050	163.173	199.700	145.458	146.200	66.226	560.340	405.578
MERO	GPD	46.850	66.796	50.370	63.534	63.840	63.811	50.300	27.043	1.817	1.385
LISAS	MUL	43.740	7.003	60.410	11.812	55.400	5.540	40.800	7.500	902	194
PALOMETON	LEE										
PALOMETA	POP									5.878	1.482
PARGO-BOCINEGRO	RPG	68.200	81.709	77.560	91.515	78.230	89.378	65.000	58.180	24.578	22.715
HURTA	REA										
PECES MARINOS	MZZ	820.548	467.504	735.656	369.794	599.570	329.557	1.672.744	550.115	475.063	294.309
PEZ SABLE	SFS										
PEZ DE SAN PEDRO	JOD	44.590	27.828	61.790	41.203	79.400	51.763	60.700	26.665	7.074	4.186
PEZ ESPADA	SWO									1.380	898
PEZ LIMON	AMB									16.642	9.549
SAPO	TDF									3.109	413
RAPES	MNZ	102.595	80.426	99.190	79.554	116.930	92.644	88.500	53.140	152.051	142.596
RASCACIOS	SCS									2.090	1.261
PEZ RATA	URA									329	261
RAYAS	RAJ	92.040	29.838	93.650	37.478	98.900	46.186	91.500	42.862	8.078	2.999
RODABALLOS	LEF									4.453	4.919
RUBIOS	GUX	104.640	53.371	104.600	57.059	106.880	60.796	75.300	25.983	12.991	6.089
SALEMA	SLM	51.880	23.832	66.990	32.243	68.610	34.530	42.650	15.035	17.705	2.489
SALMONETES	MUX	76.350	60.809	52.350	45.162	42.800	33.855	50.900	29.205	110.305	81.333
PARGO-SAMA DE PLUM	DEP									8.736	6.222
SARDINA	PIL	503.700	109.991	314.420	74.421	261.000	47.607	113.800	15.080	1.211.089	157.979
SARGOS	SWA									9.630	4.455
DENTONES-HURTA	DEX,REA									1.918	1.393
PELUDA	MSF									1.901	856
<b>TOTAL PECES</b>		<b>4.542.303</b>	<b>2.234.406</b>	<b>4.162.676</b>	<b>2.203.269</b>	<b>4.326.930</b>	<b>2.340.315</b>	<b>4.544.224</b>	<b>1.905.301</b>	<b>6.867.368</b>	<b>2.477.718</b>
ALMEJA BABOSA	CTS										
ALMEJA CHOCHA	TPS									7.986	1.543
ALMEJA FINA	CTG	13.990	10.005			36.500	25.353	19.500	13.270		
ALMEJAS	CLX	101.110	54.149							9.717	8.649
BIGARO	PEE										
CALAMARES	SQC	125.140	88.242	117.470	85.958	100.000	63.028	100.400	45.545	90.765	50.252
PUNTILLITAS	SQQ										
CAÑAILLA	MSH									1.108	84
CHIRLA	SVE							16.350	6.152		
CHOCO	CTC	233.330	139.680	229.500	135.117	209.110	116.063	149.900	68.350	91.973	36.909
CONCHA FINA	CLW	61.230	16.259	19.480	5.382	20.600	7.510	43.200	13.720	23.410	5.033
COQUINAS	DON					18.000	22.940	21.200	31.330	12.397	15.252
CORRUCO	COZ					530.619	37.143	281.610	19.713	269.733	17.533
CARACOLAS	GAS									2.821	603
MOLUSCOS MARINOS	MOL			125.100	73.234	133.250	68.704	86.500	35.500	23.364	12.382
POTAS	OMZ	73.820	27.755	65.020	21.499	72.400	26.055	45.500	15.113	30.700	4.936
PULPO	OCC	377.750	231.477	282.200	183.923	179.000	94.902	126.900	58.450	310.986	72.755
VIEIRA	SCE							28.400	6.443	13.258	2.451
<b>TOTAL MOLUSCOS</b>		<b>986.370</b>	<b>567.566</b>	<b>838.770</b>	<b>505.113</b>	<b>1.299.479</b>	<b>461.697</b>	<b>919.460</b>	<b>313.585</b>	<b>888.218</b>	<b>228.381</b>
BOGAVANTE	LBE							14.800	28.590		
BUEY	CRE									1.915	1.057
CAMARONES	PAL	104.020	41.044	75.570	32.191	76.310	32.380	42.100	22.685	19.966	8.256
CANGREJOS DE MAR	CRA	44.090	7.898	36.650	7.295	30.300	5.246	21.500	2.150	12.215	1.588
CARABINERO	SSH	94.670	216.589	104.190	283.006	104.900	244.280	96.200	196.600	22.037	33.340

CENTOLLA	SCR			28.470	54.918	42.000	76.150	30.400	50.540	3.808	2.076
CIGALA	NEP	88.960	181.063	103.990	218.267	113.070	266.500	114.500	281.570	69.182	201.335
CRUSTACEOS MARINOS	CRU	68.920	76.974	116.840	177.619	28.350	36.525	62.000	96.575	83.846	40.653
GALERA	MTS									415	94
GAMBA	DPS	105.730	280.435	109.110	337.531	103.700	290.980	110.000	270.170	342.143	485.435
NECORAS											
LANGOSTAS	CRW	31.940	84.144	39.310	110.204	39.000	99.775	38.300	82.160	2.041	3.942
LANGOSTINO	TGS	24.940	60.562	35.850	91.410	28.150	67.281	33.400	76.950	1.130	1.416
PERCEBE	PCB										
<b>TOTAL CRUSTACEOS</b>		<b>563.270</b>	<b>948.708</b>	<b>649.980</b>	<b>1.312.439</b>	<b>565.780</b>	<b>1.119.117</b>	<b>563.200</b>	<b>1.107.990</b>	<b>558.698</b>	<b>779.191</b>
<b>TOTAL MALAGA</b>		<b>6.091.943</b>	<b>3.750.680</b>	<b>5.651.426</b>	<b>4.020.822</b>	<b>6.192.189</b>	<b>3.921.128</b>	<b>6.026.884</b>	<b>3.326.875</b>	<b>8.314.284</b>	<b>3.485.290</b>

TABLA 1.4. DATOS POR ESPECIES. AÑOS 1995-1999

ESPECIE	FAO	1995		1996		1997		1998		1999	
		PESO (Kg.)	VALOR (Miles Ptas.)	PESO (Kg.)	VALOR (Miles Ptas.)	PESO (Kg.)	VALOR (Miles Ptas.)	PESO (Kg.)	VALOR (Miles Ptas.)	PESO (Kg.)	VALOR (Miles Ptas.)
ACEDIA	CET	60	29	55	20	18	21				
AGUJA	BEN	17.961	11.085	6.477	5.373	43.514	3.874	2.460	579	870	727
BESUGO BLANCO	SBA	92.895	39.357	112.553	41.991	31.260	13.168	15.963	5.003	17.910	4.155
PINTARROJAS	SCL	84.302	15.915	104.448	19.937	50.044	9.125	94.196	10.753	32.851	3.640
ANCHOVA	BLU										
ARAÑAS	WEX	5.113	942	786	187	85	11	510	60	270	21
ATUN	BFT	37.042	13.438	34.962	9.314	731	676	30	135		
BACALADILLA	WHB	372.457	84.563	384.920	82.317	430.965	73.524	202.061	40.896	1.324.270	58.356
BAILA	SPU	1.200	714	1.904	1.268	34	10	570	156		
BOGA	BOG	5.591	626	2.622	207	34	2	600	20	540	45
BONITO	BON	3.359	927	5.315	1.763	50	6	1.050	121		
BOQUERON	ANE	1.452.188	619.530	1.942.676	906.323	712.347	367.538	961.742	201.952	604.966	145.059
BRECA	PAC	20.032	14.021	36.974	24.231	3.643	3.069	1.774	1.069	180	36
BROTOLAS	FOX	29.936	10.871	27.131	9.778	41.500	13.213	73.240	14.935	53.970	9.426
BURRO	GBR	2.363	989	2.243	837	149	51				
CABALLAS	MAZ	134.919	13.821	67.906	7.783	16.885	1.823	8.208	806	6.330	406
CACHUCHO	DEL	668	116	316	76						
CAZON	GAG	13.360	5.202	2.692	719	34	14	2.001	1.016	60	22
CHERNA	WRF	80	48	665	190	110	44	60	80	30	42
CARAMEL-CHUCLAS	PIC										
CINTA	PRC	2.125	267	714	99						
CONGRIO	COE	535	187	1.353	428	255	117	150	31	1	2
CORVINA	MGR	966	426	966	435						
DORADA	SBG	5.801	4.315	7.448	6.515	679	696	90	38	720	361
ESCUALOS DIVERSOS	SKH	59.646	16.968	85.449	19.567	88.565	20.649	139.409	16.881	186.270	21.578
FALSO ABADEJO	GPX	121	66	958	296	28	33				
FANECA	BIB	11.787	2.935	25.314	7.094	1.544	445			60	14
GALLINETA	BRF	7.477	2.262	15.677	4.676	15.138	3.483	38.232	6.647	27.090	5.203
MIELGAS	DGS	238	55	2.091	472					60	4
GOBIDOS	GPA	10.861	1.449	1.190	202	517	72	4.112	605	8.820	1.065
HERRERA	SSB	26.901	13.183	15.876	8.028	2.087	976	2.228	935	930	297
JAPUTA	POA	178	44	220	74						
JURELES	JAX	1.119.056	242.593	769.675	186.911	328.742	85.724	142.153	26.199	222.660	32.932
LENGUADOS	SOX	29.741	24.401	26.698	22.418	2.023	1.782	92	119	150	127
LISTADO	SKJ	252	61	955	219	1.445	451				
LUBINA	BSS	2.710	2.895	5.238	4.403	919	844	150	65		
MARRAJO-TINTORERA	SMA,BSH	21.502	4.933	7.146	1.787	272	147	60	26	730	368
MELVA	BLT	14.136	2.801	17.245	2.529	2.013	361	6.330	422	270	34
MERLUZA	HKE	472.385	288.715	522.805	357.835	286.948	217.590	334.126	186.544	343.980	165.274
MERO	GPD	1.279	1.026	2.415	1.532	161	114	60	27		
LISAS	MUL	2.394	331	1.069	91	59	4	270	14	1.770	78
PALOMETON	LEE			3.509	1.147						
PALOMETA	POP	2.006	619	590	162	123	31			2	7
PARGO-BOCINEGRO	RPG	8.169	8.199	20.038	16.311	3.622	2.975	7.682	4.627	2.610	958
HURTA	REA			7.378	8.111						
PECES MARINOS	MZZ	352.602	2.123.406	555.279	374.751	581.414	406.899	40.231	50.650		
PEZ SABLE	SFS					3.801	195	1.591	104	3.330	50
PEZ DE SAN PEDRO	JOD	3.963	2.064	8.549	5.354	2.134	1.855	690	363	390	98
PEZ ESPADA	SWO	28.716	7.081	8.297	3.436	5.935	1.304	3.570	685		
PEZ LIMON	AMB	17.931	9.642	5.630	3.106	84	57				
SAPO	TDF	9	60	56	42						
RAPES	MNZ	102.981	82.809	147.363	128.672	68.684	78.343	84.471	61.944	41.520	31.686
RASCACIOS	SCS	1.649	948	483	271	30	37				
PEZ RATA	URA	511	270	274	173			30	3		
RAYAS	RAJ	11.001	3.123	20.581	6.668	7.255	2.517	2.230	403	780	95
RODABALLOS	LEF	3.177	2.936	5.664	4.705	772	899	60	49		
RUBIOS	GUX	7.949	4.265	15.144	7.786	2.840	1.414	330	102	90	14
SALEMA	SLM	29.279	2.941	14.314	1.487	4.998	511	570	32	600	58
SALMONETES	MUX	79.080	55.311	58.626	40.770	11.534	10.989	56.222	32.435	45.630	24.586
PARGO-SAMA DE PLUM	DEP	2.327	1.385	3.729	2.683	525	376				
SARDINA	PIL	754.416	135.294	722.436	118.956	396.292	67.355	897.426	57.145	1.021.860	49.071
SARGOS	SWA	6.116	2.925	10.013	4.995	921	491	900	279	180	23
DENTONES-HURTA	DEX,REA	1.751	1.962			428	443	180	36		
PELUDA	MSF	1.067	420	2.093	834	1.455	478	30	2	60	18
<b>TOTAL PECES</b>		<b>5.478.317</b>	<b>1.977.271</b>	<b>5.855.193</b>	<b>2.468.347</b>	<b>3.155.645</b>	<b>1.396.824</b>	<b>3.128.140</b>	<b>724.989</b>	<b>3.952.810</b>	<b>555.931</b>
ALMEJA BABOSA	CTS					154	70				
ALMEJA CHOCHA	TPS	11.121	2.293	1.376	295	212	110				
ALMEJA FINA	CTG					79	63				
ALMEJAS	CLX	7.777	5.583	1.594	1.657			3	3		
BIGARO	PEE	250	97								
CALAMARES	SQC	123.782	65.653	66.927	31.246	10.990	4.164	62.980	22.745	119.360	44.424
PUNTILLITAS	SQQ					150	32	320	113		
CAÑAILLA	MSH	4.591	188	37	13			200	74		
CHIRLA	SVE										
CHOCO	CTC	75.572	28.946	64.179	24.430	12.424	4.188	138.142	48.958	199.179	72.756
CONCHA FINA	CLW	28.395	5.615	14.712	3.392	3.064	645	4.188	189	81	39
COQUINAS	DON	7.986	9.542	4.478	6.073	607	588	5.701	579	372	28
CORRUCO	COZ	267.008	17.356	53.226	3.353			185.970	11.912		
CARACOLAS	GAS	1.025	210	3.817	400	925	102	40	2	360	21
MOLUSCOS MARINOS	MOL	16.957	8.190								
POTAS	OMZ	24.387	4.392	95.041	10.628	160.408	18.964	131.826	14.224	180.000	12.705
PULPO	OCC	335.861	89.127	316.002	91.439	299.138	88.737	270.011	62.430	360.441	58.991
VIEIRA	SCE	346	120	134	38	160	73	40	8		
<b>TOTAL MOLUSCOS</b>		<b>905.058</b>	<b>237.310</b>	<b>621.523</b>	<b>172.964</b>	<b>488.311</b>	<b>117.736</b>	<b>799.421</b>	<b>161.237</b>	<b>859.793</b>	<b>188.964</b>
BOGAVANTE	LBE					53	66				
BUEY	CRE	1.585	498								
CAMARONES	PAL	57.337	17.227	52.130	14.683	51.330	13.808	56.467	11.608	40.320	6.617
CANGREJOS DE MAR	CRA	14.269	1.666	4.928	630	1.659	234	934	112	3.180	2.245
CARABINERO	SSH	13.137	20.423	39.517	68.075	25.917	54.418	10.135	23.209	6.500	11.131

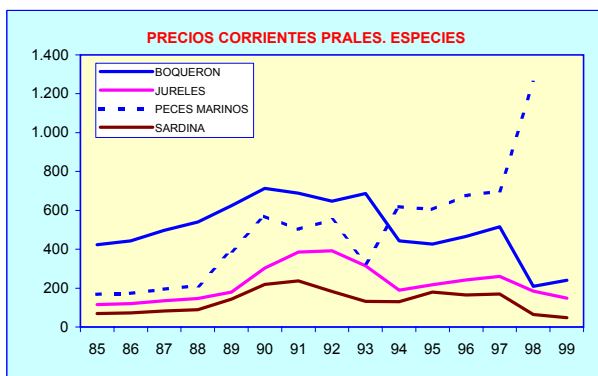
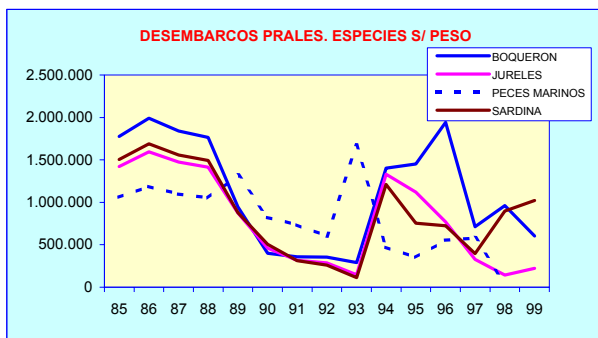
CENTOLLA	SCR	4.814	2.018	2.368	696	666	142	340	69		
CIGALA	NEP	44.697	134.315	74.488	221.777	62.901	199.719	97.289	224.983	74.180	160.563
CRUSTACEOS MARINOS	CRU	44.985	29.818	71.646	50.840	46.587	33.097	5.963	1.965		
GALERA	MTS	15	3	15	8	75	21	100	22		
GAMBA	DPS	183.066	247.575	262.203	436.796	268.082	469.568	312.081	467.876	426.880	503.624
NECORAS		315	88			263	57				
LANGOSTAS	CRW	1.518	2.861	12.611	24.878	2.865	6.660	1.520	2.769	700	1.064
LANGOSTINO	TGS	3.192	6.475	5.266	8.750	36	30				
PERCEBE	PCB	30	16	30	9						
<b>TOTAL CRUSTACEOS</b>		<b>368.960</b>	<b>462.982</b>	<b>525.202</b>	<b>827.143</b>	<b>460.434</b>	<b>777.819</b>	<b>484.829</b>	<b>732.610</b>	<b>551.760</b>	<b>685.244</b>
<b>TOTAL MALAGA</b>		<b>6.752.335</b>	<b>2.677.563</b>	<b>7.001.918</b>	<b>3.468.454</b>	<b>4.104.390</b>	<b>2.292.379</b>	<b>4.412.390</b>	<b>1.618.837</b>	<b>5.364.363</b>	<b>1.430.139</b>

TABLA 1.5. PRINCIPALES ESPECIES SEGÚN PESO (MEDIAS QUINQUENALES PARA PESO Y VALOR)

ESPECIE	FAO	85-89			90-94			95-99		
		PESO MEDIO		VALOR MEDIO	PESO MEDIO		VALOR MEDIO	PESO MEDIO		VALOR MEDIO
		(Kg.)	(% s/ total)	(Miles Ptas.)	(Kg.)	(% s/ total)	(Miles Ptas.)	(Kg.)	(% s/ total)	(Miles Ptas.)
BACALADILLA	WHB	710.618	6,03%	119.786	222.661	3,45%	49.528	542.935	9,82%	67.931
BOQUERON	ANE	1.663.205	14,11%	818.390	561.134	8,69%	316.535	1.134.784	20,53%	448.080
CHOCO	CTC	269.048	2,28%	99.677	182.763	2,83%	99.224	97.899	1,77%	35.856
GAMBA	DPS	148.073	1,26%	226.027	154.137	2,39%	332.910	290.462	5,26%	425.088
JURELES	JAX	1.355.336	11,50%	183.490	507.787	7,87%	134.288	516.457	9,34%	114.872
LENGUADOS	SOX	324.172	2,75%	171.611	149.018	2,31%	115.500	11.741	0,21%	9.769
MERLUZA	HKE	900.536	7,64%	428.495	288.102	4,46%	198.891	392.049	7,09%	243.191
PECES MARINOS	MZZ	1.142.586	9,69%	267.354	860.200	13,33%	401.920	305.100	5,52%	208.644
PULPO	OCC	537.982	4,56%	101.387	255.367	3,96%	128.301	316.291	5,72%	78.145
SARDINA	PIL	1.424.433	12,08%	122.757	480.802	7,45%	81.015	758.486	13,72%	85.564
<b>TOTAL GENERAL</b>		<b>11.787.280</b>	<b>100,00%</b>	<b>3.852.022</b>	<b>6.455.345</b>	<b>100,00%</b>	<b>3.700.959</b>	<b>5.527.079</b>	<b>100,00%</b>	<b>2.297.474</b>

TABLA 1.6. PRINCIPALES ESPECIES SEGÚN VALOR (MEDIAS QUINQUENALES PARA PESO Y VALOR)

ESPECIE	FAO	85-89			90-94			95-99		
		PESO MEDIO	VALOR MEDIO		PESO MEDIO	VALOR MEDIO		PESO MEDIO	VALOR MEDIO	
			(Kg.)	(Miles Ptas.)		(% s/ total)	(Kg.)		(Miles Ptas.)	(% s/ total)
BOQUERON	ANE	1.663.205	818.390	21,25%	561.134	316.535	8,55%	1.134.784	448.080	19,50%
CARABINERO	SSH	103.891	119.656	3,11%	84.399	194.763	5,26%	19.041	35.451	1,54%
CIGALA	NEP	174.595	302.336	7,85%	97.940	229.747	6,21%	70.711	188.271	8,19%
GAMBA	DPS	148.073	226.027	5,87%	154.137	332.910	9,00%	290.462	425.088	18,50%
JURELES	JAX	1.355.336	183.490	4,76%	507.787	134.288	3,63%	516.457	114.872	5,00%
LENGUADOS	SOX	324.172	171.611	4,46%	149.018	115.500	3,12%	11.741	9.769	0,43%
MERLUZA	HKE	900.536	428.495	11,12%	288.102	198.891	5,37%	392.049	243.191	10,59%
PECES MARINOS	MZZ	1.142.586	267.354	6,94%	860.200	401.920	10,86%	305.100	208.644	9,08%
PULPO	OCC	537.982	101.387	2,63%	255.367	128.301	3,47%	316.291	78.145	3,40%
SARDINA	PIL	1.424.433	122.757	3,19%	480.802	81.015	2,19%	758.486	85.564	3,72%
<b>TOTAL GENERAL</b>		<b>11.787.280</b>	<b>3.852.022</b>	<b>100,00%</b>	<b>6.455.345</b>	<b>3.700.959</b>	<b>100,00%</b>	<b>5.527.079</b>	<b>2.297.474</b>	<b>100,00%</b>





**TABLA 1.7. ESTRUCTURA DE LA FLOTA POR MODALIDADES (1989, 1999 Y VARIACIÓN)**

VARIABLES	ARRASTRE			CERCO			OTRAS MODALIDADES			TODAS LAS MODALIDADES		
	1989	1999	VARIAC. (%)	1989	1999	VARIAC. (%)	1989	1999	VARIAC. (%)	1989	1999	VARIAC. (%)
Nº DE BARCOS	40	27	-32,50	11	12	8,33	85	94	10,59	136	133	-2,21
ARQUEO (TRB)	2.489	1.410	-43,36	174	197	11,94	278	238	-14,25	2.941	1.845	-37,25
POTENCIA (CV)	13.071	7.504	-42,59	1.499	1.767	15,17	2.696	2.521	-6,49	17.266	11.792	-31,70
TRIP. (Nº)	373	238	-36,19	64	74	13,51	195	191	-2,05	632	503	-20,41

**TABLA 1.8. INDICE DE PRECIOS PERCIBIDOS (IPP), SEGÚN MODALIDAD Y TOTAL**

AÑO	INDICE DE PRECIOS PERCIBIDOS				PRECIOS CONSTANTES (BASE 1992)			
	PECES	MOLUSCOS	CRUSTACEOS	TOTAL	PECES	MOLUSCOS	CRUSTACEOS	TOTAL
1985	49,79	44,09	51,39	49,72	269,32	156,65	1016,42	314,83
1986	52,18	46,20	53,85	52,10	282,22	164,15	1065,10	329,91
1987	58,60	51,89	60,47	58,51	316,94	184,34	1196,14	370,50
1988	63,68	56,39	65,72	63,58	344,43	200,34	1299,91	402,64
1989	73,60	71,90	60,65	69,15	398,09	255,46	1199,72	437,89
1990	92,79	110,85	94,07	95,12	501,89	393,85	1860,69	602,32
1991	100,99	112,28	105,51	103,67	546,24	398,92	2087,03	656,49
1992	100,00	100,00	100,00	100,00	540,87	355,29	1978,01	633,24
1993	85,59	82,39	93,16	87,75	462,94	292,72	1842,75	555,67
1994	81,60	64,26	79,40	79,05	441,34	228,30	1570,57	500,54
1995	76,24	64,55	79,12	75,96	412,37	229,33	1564,99	481,00
1996	77,81	62,05	84,37	78,31	420,84	220,46	1668,93	495,91
1997	84,61	56,67	93,31	84,53	457,62	201,33	1845,78	535,31
1998	63,33	53,13	79,59	67,62	342,55	188,78	1574,35	428,21
1999	58,29	49,33	68,15	60,60	315,28	175,26	1348,03	383,74

