

TOTAL ANDALUCIA

TABLA 1.1. RESUMEN TOTAL ANUAL

AÑO	PESO (Tm.)	VALOR (Miles Ptas.)	PRECIO MEDIO (Ptas.)
1985	143.813,66	35.323.936	246
1986	134.438,27	33.783.071	251
1987	131.426,70	37.877.174	288
1988	107.166,27	35.936.979	335
1989	103.065,82	37.507.701	364
1990	101.404,78	39.044.111	385
1991	106.750,08	40.612.997	380
1992	98.711,81	38.586.220	391
1993	102.058,81	36.629.802	359
1994	118.391,41	39.360.882	332
1995	97.966,19	32.032.307	327
1996	99.802,12	36.391.467	365
1997	96.294,66	33.433.227	347
1998	101.530,55	32.540.299	320
1999	103.049,38	32.043.225	311

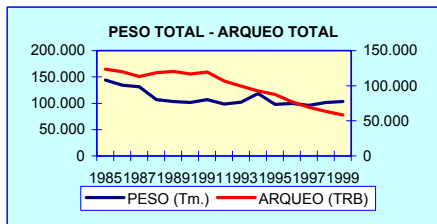
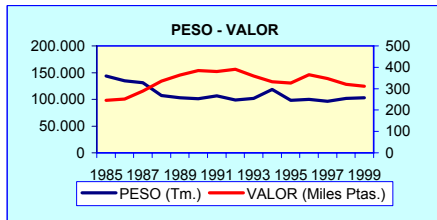


TABLA 1.2. RESUMEN POR CATEGORÍAS (PECES, MOLUSCOS, CRUSTACEOS)

AÑO	PECES			MOLUSCOS			CRUSTACEOS		
	PESO (Tm.)	VALOR (Miles Ptas.)	PRECIO (Ptas./ Kg.)	PESO (Tm.)	VALOR (Miles Ptas.)	PRECIO (Ptas./ Kg.)	PESO (Tm.)	VALOR (Miles Ptas.)	PRECIO (Ptas./ Kg.)
1985	118.011,03	23.781.684	202	13.319,37	3.603.141	271	12.483,26	7.939.111	636
1986	113.758,33	24.764.995	218	14.966,49	3.859.286	258	5.713,45	5.158.791	903
1987	112.283,06	28.007.255	249	13.641,63	3.432.432	252	5.502,00	6.437.488	1.170
1988	88.502,86	25.062.280	283	13.396,50	4.147.785	310	5.266,92	6.726.913	1.277
1989	86.210,16	25.418.593	295	10.240,69	4.068.938	397	6.614,98	8.020.169	1.212
1990	87.207,03	27.806.981	319	9.388,18	4.079.092	434	4.809,57	7.158.038	1.488
1991	90.667,41	28.287.384	312	10.680,49	3.979.914	373	5.402,18	8.345.699	1.545
1992	82.176,79	27.059.146	329	12.278,40	3.982.556	324	4.256,62	7.544.518	1.772
1993	85.615,10	25.839.907	302	12.124,12	3.597.675	297	4.319,59	7.192.220	1.665
1994	94.551,03	26.621.879	282	17.469,33	4.706.836	269	6.371,05	8.032.167	1.261
1995	80.072,77	22.432.913	280	13.815,45	4.327.047	313	4.077,96	5.272.347	1.293
1996	83.419,26	26.113.005	313	11.377,25	3.570.326	314	5.005,61	6.708.136	1.340
1997	79.654,20	24.418.504	307	11.841,16	3.135.719	265	4.799,31	5.879.004	1.225
1998	84.208,19	23.058.414	274	11.774,13	2.974.007	253	5.548,23	6.507.878	1.173
1999	82.905,95	20.617.825	249	13.718,57	3.957.752	288	6.424,87	7.467.649	1.162

TABLA 1.3. EVOLUCIÓN DE LA FLOTA OPERATIVA

AÑO	DOTADAS CON MOTOR				NO DOTADAS CON MOTOR				TOTAL			
	BARCOS (Nº)	ARQUEO TRB	POTENCIA CV	TRIP	BARCOS (Nº)	ARQUEO TRB	POTENCIA CV	TRIP	BARCOS (Nº)	ARQUEO TRB	POTENCIA CV	TRIP
1985	2.724	123.260	514.566	21.554	346	467	0	508	3.070	123.726	514.566	22.062
1986	2.689	119.542	514.137	20.310	351	475	0	516	3.040	120.017	514.137	20.826
1987	2.496	112.809	507.263	17.572	357	484	0	525	2.853	113.293	507.263	18.097
1988	2.551	118.073	533.673	18.132	355	456	0	512	2.906	118.529	533.673	18.644
1989	2.565	119.733	545.147	18.280	349	421	0	492	2.914	120.154	545.147	18.772
1990	2.555	116.521	534.435	17.949	348	415	0	489	2.903	116.936	534.435	18.438
1991	2.559	119.011	541.504	17.846	348	415	0	489	2.907	119.426	541.504	18.335
1992	2.473	106.291	499.979	16.819	347	411	0	488	2.820	106.702	499.979	17.307
1993	2.425	99.014	475.183	16.071	350	414	0	492	2.775	99.428	475.183	16.563
1994	2.375	92.112	450.563	15.310	347	411	0	487	2.722	92.524	450.563	15.797
1995	2.355	87.090	433.512	14.822	346	396	0	484	2.701	87.485	433.512	15.306
1996	2.314	76.618	400.137	14.157	341	388	0	477	2.655	77.006	400.137	14.634
1997	2.292	69.141	371.477	13.543	337	378	0	468	2.629	69.520	371.477	14.011
1998	2.236	63.193	345.610	12.727	333	370	0	460	2.569	63.563	345.610	13.187
1999	2.161	58.093	322.695	11.960	329	365	0	453	2.490	58.458	322.695	12.413

TOTAL ANDALUCIA

TABLA 1.4. DATOS POR ESPECIES. AÑOS 1985-1989

ESPECIE	FAO	1985		1986		1987		1988		1989	
		PESO (Kg.)	VALOR (Miles Ptas.)	PESO (Kg.)	VALOR (Miles Ptas.)	PESO (Kg.)	VALOR (Miles Ptas.)	PESO (Kg.)	VALOR (Miles Ptas.)	PESO (Kg.)	VALOR (Miles Ptas.)
ACEDIA	CET	3.105.729	1.061.685	2.053.114	745.114	2.260.826	897.293	1.434.338	747.587	1.796.315	912.972
AGUJA	BEN	365.174	67.008	398.758	91.243	430.770	109.798	702.271	161.241	807.490	161.243
ALACHA	SAA	367.020	13.683	494.761	14.393	192.320	5.594	257.960	6.494	441.270	18.358
ALOSAS	TSB										
ANCHOVA	BLU	308.001	23.425	206.652	15.676	302.975	21.689	90.312	8.842	118.247	10.355
ANGUILA	ELE					105	20			140	6
ARAÑAS	WEX	33.228	12.349	27.747	7.670	29.799	6.643	34.717	11.399	34.723	11.990
ATUN	BFT	826.162	170.647	1.673.256	622.641	2.216.696	470.026	1.732.743	665.427	3.847.485	1.111.044
ATUN BLANCO	ALB							5.925	3.377		
BABOSAS	BLE					1.400	159	380	62	845	123
BACALADILLA	WHB	4.593.230	509.716	4.796.255	693.460	6.230.253	745.957	2.788.063	448.517	2.092.310	323.607
BACORETA	LTA	37.165	2.283			455	66	1.715	219	61.953	9.293
BAILA	SPU	1.806	759	1.136	396	882	346	1.031	475	2.033	1.061
BESUGO BLANCO	SBA	2.088.330	578.741	1.673.412	555.321	1.769.093	624.587	1.566.641	546.866	1.711.795	565.192
BOCANEGRA	SHO										
BODIONES	WRA										
BOGA	BOG	2.802.814	88.872	3.150.503	115.168	2.485.128	79.706	2.002.288	74.777	1.569.583	71.709
BONITO	BON	871.335	195.626	482.310	117.179	892.804	184.935	602.048	141.587	283.004	68.997
BOQUERON	ANE	14.572.404	3.881.664	11.326.897	3.548.896	10.683.743	4.168.043	9.047.255	3.739.876	7.186.086	3.056.749
BRECA	PAC	1.329.705	251.432	1.164.037	300.089	782.863	264.470	1.071.071	360.284	1.163.207	398.577
BROTOLAS	FOX	571.589	132.739	381.340	103.341	424.800	124.521	295.902	105.928	278.011	96.992
BURRO	GBR	8.743	1.143	201	57	27.983	4.725	20.869	4.593	33.520	11.909
BURRO LISTADO	GRA										
CABALLAS	MAZ	6.889.233	506.014	8.917.006	667.201	9.920.808	763.586	5.632.791	569.339	4.835.982	499.903
CABRILLA	CBR										
CACHUCHO	DEL	925.135	174.014	729.000	111.600	745.540	201.225	550.262	136.422	511.066	142.691
CARAMEL-CHUCLAS	PIC	78.566	4.338	53.873	2.597	47.550	2.336	56.870	3.720	37.230	5.570
CAZON	GAG	390	91	5.190	2.382	5.032	1.933	11.661	5.126	19.184	9.219
CHERNA	WRF	54.483	23.731	175.395	57.976	142.810	61.598	106.508	65.661	70.029	39.216
CHOPA	BRB										
CHUCHOS	SRX	31.975	9.550	20.300	5.820	28.363	9.119	14.967	4.928	1.999	536
CINTA	PRC										
CONGRIO	COE	434.546	74.907	412.184	68.507	337.668	63.108	226.280	45.680	197.722	39.241
CORVALLO	CBM										
CORVAS	CDX	1.933	475	1.595	454	121	44			430	186
CORVINA	MGR	318.792	89.332	379.976	116.483	193.953	82.299	127.617	87.930	328.322	160.956
DENTONES-HURTA	DEX.F	174.606	54.658	232.415	81.831	390.320	117.149	37.126	21.912	48.921	39.909
DENTONES-PARGO	DEX.F	357	196	1.150	668						
DORADA	SBG	183.718	65.588	127.051	57.880	106.304	66.724	129.843	89.854	76.287	40.377
ESCOLARES	GEP							400	112		
ESCUALOS DIVERSOS	SKH	3.101.722	965.365	2.719.907	852.943	3.098.349	909.013	2.805.174	917.724	1.998.255	747.390
ESPETON	BAR					4.880	662	10.802	1.535	5.810	737
FALSO ABADEJO	GPX	65.275	4.529			770	311	144	129	741	443
FANECA	BIB	530.845	67.715	434.392	60.075	402.676	53.508	215.978	39.584	288.400	57.856
GALLINETA	BRF	56.990	20.092	61.638	23.160	62.642	25.040	54.548	25.259	128.224	54.562
GARAPELLO	PAR	876	278	884	331	3.164	1.599	3.788	2.148	6.090	5.010
GOBIDOS	GPA										
HERRERA	SSB	137.503	47.968	213.398	68.623	236.358	102.989	260.140	127.972	244.044	122.199
HUEVAS											
HURTA	REA					777	1.034	1.347	2.177		
JAPUTA	POA	1.988.698	356.775	2.737.425	372.792	3.351.699	538.248	2.184.633	560.192	2.243.424	409.402
JURELES	JAX	7.385.983	806.774	5.085.861	729.534	5.452.626	812.905	5.090.676	855.488	3.819.394	729.176
LAMPUGA	DOL										
LENGUADOS	SOX	2.777.699	1.506.001	2.558.336	1.301.396	2.370.415	1.372.533	1.714.333	1.133.655	1.621.091	1.133.367
LISAS	MUL	80.370	12.422	149.002	16.492	128.600	23.015	87.110	14.221	122.423	14.787
LISTADO	SKJ	185.862	22.603	89.375	11.481	11.690	1.555	30.348	4.765	126.941	23.628
LUBINA	BSS	65.282	44.884	67.815	42.425	49.670	34.879	27.293	21.294	18.566	16.274
MARRAJO-TINTORERA	SMA.E	81.350	20.731	150.972	44.561	229.655	71.754	432.794	69.871	406.475	98.871
MELVA	BLT	1.756.477	229.563	1.720.770	262.436	1.603.143	246.066	1.579.943	250.274	1.426.654	149.358
MERLUZA	HKE	19.921.840	5.859.746	20.919.414	6.748.051	21.927.967	7.439.403	19.264.661	6.333.751	19.171.846	5.970.222
MERO	GPD	106.242	82.652	115.999	90.092	79.061	76.469	70.664	64.429	90.922	87.217
MIELGAS	DGS										
MOJARRA	SRG	12.379	1.435	4.696	566	2.379	310	2.569	318	3.487	392
MORENA	MUI	5.400	1.264	1.350	522	1.969	643	5.205	1.029	2.052	408
OBLADA	SBS					1.410	141	11.700	726	5.820	324
PALOMETA	POP	537	186	99	33	89	40	2.907	585	3.317	879
PALOMETON	LEE	175	18			3.037	849	560	35	315	17
PAPARDA	SAU	775	212			5.915	1.243	2.275	160	1.505	148
PARGO-BOCINEGRO	RPG	639.084	347.272	617.579	317.675	762.708	477.781	538.728	373.683	595.700	420.315
PARGO-SAMA DE PLUMA	DEP	3.182	2.019	1.094	771	794	613	364	318	625	500
PARRACHO	BLL										
PATUDO	BET							70	19		
PECES LOBO	GRV										
PECES MARINOS	MZZ	10.227.513	1.347.843	8.497.616	1.335.123	8.410.780	1.626.676	8.192.006	1.683.939	9.766.392	2.239.706
PEJERREY	SIL										
PELUDA	MSF	120.676	41.763	93.371	35.029	121.284	46.783	42.365	21.183	46.345	21.139
PEZ BALLESTA	TRI										
PEZ DE SAN PEDRO-GALLOS	JOD.L	674.053	248.493	514.924	206.026	493.219	215.442	417.649	184.189	387.296	207.041
PEZ ESPADA	SWO	1.921.214	978.875	1.960.954	1.101.448	2.742.393	1.657.305	2.485.117	1.417.465	2.622.319	1.789.612
PEZ LIMON	AMB	58.276	15.592			31.536	8.865	10.396	5.438	33.446	17.815
PEZ MARTILLO	SPZ										
PEZ RATA	URA										
PEZ SABLE	SFS	70.971	10.107	42.322	5.848	44.728	6.368	90.722	17.725	157.285	30.660
PINTARROJAS	SCL	173.706	31.716	183.920	28.532	176.398	30.871	171.399	31.803	106.162	25.028
QUELVACHO	GUP										
RABIL	YFT					140	97	35	3	70	9
RAPES	MNZ	1.337.034	463.747	1.258.158	492.283	1.133.831	557.855	922.055	510.869	1.108.684	627.277
RASCACIOS	SCS	332.574	75.666	333.030	77.770	297.144	99.972	216.747	81.991	219.595	78.602
RAYAS	RAJ	604.471	72.302	321.236	69.010	317.773	68.256	309.713	82.043	350.422	92.510

RAYAS-MANTAS	BAI	739.824	104.921	562.900	87.702	541.969	100.707	353.221	73.951	285.073	56.514
RODABALLOS	LEF	29.856	19.087	20.558	11.855	24.721	25.837	115.234	38.035	7.260	5.699
RONCADOR	BGR	25.522	2.836	109.649	13.293	25.480	3.585	4.274	716	141.526	28.590
RUBIOS	GUX	164.144	51.566	261.663	60.680	101.943	33.254	88.981	30.160	139.553	58.431
SALEMA	SLM	66.411	10.851	47.340	6.848	51.881	8.329	42.372	7.247	123.945	21.400
SALMONETES	MUX	1.525.578	648.981	1.037.426	590.540	1.183.496	707.330	1.083.734	750.539	972.875	755.522
SALTON	SAN										
SAPO	TDF										
SARDINA	PIL	19.337.077	972.165	21.205.246	1.245.369	15.303.164	1.081.443	10.289.289	755.998	9.121.816	859.001
SARGO BREADO	SBZ					1.478	653	1.415	707		
SARGOS	SWA	193.125	56.285	217.641	72.183	139.086	56.596	85.450	41.166	61.773	36.021
SERRANOS	BAS	17.044	6.476	4.338	2.330	17.648	4.691	18.669	5.257	441	40
SOLLA	PLE										
TAPACULOS	FLX	3.092	1.047	3.624	1.195	2.745	1.029	2.805	2.466	1.377	462
TEMBLADERA	TOE	71.568	15.086	22.861	4.238	18.115	3.701	7.760	1.642	36	3
TINTORERA	BSH					84.960	8.246	101.010	10.319	29.200	3.127
VERRUGATO	COC										
VERRUGATO DE CANARIAS	UCA										
VIEJA	DEN							65	39		
VORAZ-BESUGO	SBR	436.585	211.109	524.037	269.693	557.872	378.652	477.056	440.788	632.454	610.597
ZORROS	THR					15.474	4.408	24.712	7.029	7.500	2.325
TOTAL PECES		118.011.028	23.781.684	113.758.333	24.764.995	112.283.063	28.007.255	88.502.859	25.062.280	86.210.155	25.418.593
ALMEJA BABOSA	CTS	38.897	10.641	10.067	4.094	15.569	8.910	2.797	1.563	81.065	75.589
ALMEJA CHOCHA	TPS	503.876	85.180	456.900	103.200	327.924	88.256	215.631	66.184	157.768	51.399
ALMEJA FINA	CTG	72.581	49.667	77.777	56.636	43.603	22.314	79.058	70.663	26.425	15.346
ALMEJA JAPONESA	CTH										
ALMEJAS	CLX							7.190	505	7.217	574
ALMEJON-BOLO	CLJ	59.335	8.421	96.600	17.400	101.667	19.657	102.723	25.761	28.169	6.377
BERBERECHO	COC	12.000	240	1.148.644	31.108	224.404	6.287			18.692	935
BIGARO	PEE	3.675	164			2.450	168	8.245	787	1.225	187
BUSANO	MUE	18.500	12.050	12.400	8.740	16.200	8.780	11.600	5.355		
CALAMARES	SQC	1.209.004	639.099	1.423.839	765.936	1.438.414	851.003	1.454.424	1.036.542	1.187.946	836.865
CANAILLA	MSH	37.059	10.922	24.052	6.844	28.280	8.268	21.075	6.754	11.556	5.277
CARACOLAS	GAS	400	12					50	2	250	29
CASTAÑUELAS	CTL										
CHIRLA	SVE	674.256	152.347	703.350	222.984	181.939	72.605	413.204	170.948	696.965	293.965
CHOCO	CTC	1.356.859	416.922	1.087.082	406.625	1.228.226	499.902	1.147.471	500.089	1.026.661	490.194
CHOPOS-CHOPITOS	CTL	1.436.553	437.031	927.770	308.453	736.785	256.338	932.136	341.706	977.460	346.181
CLICA	CLB	3.148	243								
CONCHA FINA	CLV	442.382	44.584	790.224	88.901	528.282	68.749	682.527	99.793	416.070	73.976
COQUINAS	DON	70.221	37.490	100.258	57.896	76.782	47.606	111.036	77.436	87.420	56.937
CORRUCO	COZ	457.090	13.714	2.148.141	67.620	2.774.059	96.043	1.965.003	102.757	11.779	577
LONGUEIRON	RAE										
MEJILLON	MSX	73.320	4.171	18.840	5.315	20.155	4.133	24.040	5.629	35	2
MOLUSCOS MARINOS	MOL	104.878	27.746	347.254	41.470	85.230	40.092	127.141	50.634	270.712	86.389
NAVAJAS	SOI	339.657	77.323	121.440	48.859	267.160	60.605	258.375	68.544	45.842	13.759
OSTION	OYG					7.955	485				
OSTRA	OYF										
PIRULO	CLK			18.315	2.620	1.620	394	12.714	3.537	14.007	4.861
POTAS	OMZ	161.973	22.641	141.791	22.523	200.927	29.169	340.557	50.661	223.023	43.186
PULPO	OCC	6.021.706	1.493.824	5.214.825	1.552.817	5.125.454	1.192.406	5.178.757	1.401.054	4.742.840	1.623.160
PUNTILLITAS	SQQ			7.924	5.547	15.172	12.415				
RELOJ	DOQ					36.711	5.234	9.564	732	10.158	1.219
VIEIRA	SCE	194.917	54.347	87.000	33.100	73.752	18.823	166.031	38.050	63.145	13.137
VOLADORES	SQM	27.080	4.361	2.000	600	82.910	13.790	125.150	22.099	134.255	28.819
TOTAL MOLUSCOS		13.319.367	3.603.141	14.966.493	3.859.286	13.641.630	3.432.432	13.396.499	4.147.785	10.240.685	4.068.938
BOGAVANTE	LBE	18.520	18.702	13.642	21.416	14.981	17.431	17.870	27.190	12.395	14.621
BUEY	CRE	1.890	183			980	151			140	6
CAMARONES	PAL	857.682	355.968	651.855	284.085	848.053	391.042	794.665	415.163	652.915	361.588
CANGREJOS DE MAR	CRA	86.256	9.231	101.525	11.727	117.621	15.238	124.763	15.353	115.917	16.420
CARABINERO	SSH	1.052.952	539.741	419.378	379.375	551.992	605.487	515.587	623.851	531.413	593.964
CENTOLLA	SCR	10.916	2.226	780	255	10.717	2.227	9.593	2.546	6.740	2.448
CIGALA	NEP	763.985	775.979	722.458	951.522	773.297	1.272.442	617.941	1.310.834	663.767	1.377.732
CRUSTACEOS MARINOS	CRU	246.045	59.771	244.467	92.554	313.578	81.631	254.023	82.968	403.433	119.807
GALERA	MTS	425.818	67.724	307.161	59.288	419.881	81.190	356.961	77.868	431.519	95.462
GAMBA	DPS	8.177.989	5.303.114	2.617.626	2.532.606	2.093.706	3.306.062	2.207.549	3.359.153	3.408.750	4.630.590
GAMBA ROJA	ARA	1.855	278			735	563			175	20
LANGOSTAS	CRW	649.474	428.832	411.090	354.167	152.244	193.369	93.405	133.659	103.142	143.323
LANGOSTINO	TGS	189.331	377.345	223.383	471.625	203.029	470.379	273.368	678.244	284.357	664.143
NECORAS	SWM	547	18	80	170	980	106	1.190	86	280	36
PERCEBE	PCB					210	171			35	11
SASTRE	LOQ										
TOTAL CRUSTACEOS		12.483.260	7.939.111	5.713.445	5.158.791	5.502.004	6.437.488	5.266.915	6.726.913	6.614.978	8.020.169
TOTAL ANDALUCIA		143.813.655	35.323.936	134.438.271	33.783.071	131.426.697	37.877.174	107.166.273	35.936.979	103.065.818	37.507.701

TOTAL ANDALUCIA

TABLA 1.4. DATOS POR ESPECIES. AÑOS 1990-94

ESPECIE	FAO	1990		1991		1992		1993		1994	
		PESO (Kg.)	VALOR (Miles Ptas.)	PESO (Kg.)	VALOR (Miles Ptas.)	PESO (Kg.)	VALOR (Miles Ptas.)	PESO (Kg.)	VALOR (Miles Ptas.)	PESO (Kg.)	VALOR (Miles Ptas.)
ACEDIA	CET	2.218.178	1.170.249	2.623.520	1.368.013	1.811.651	1.177.106	1.881.074	1.065.255	2.545.292	1.103.672
AGUJA	BEN	382.195	151.971	77.590	42.871	671.357	309.092	124.154	95.336	106.862	51.650
ALACHA	SAA	247.300	13.570	497.431	27.628	328.987	16.556	358.944	20.612	614.042	30.295
ALOSAS	TSD			15	7	4	2	13	7	278	35
ANCHOVA	BLU	213.629	20.047	96.001	9.818	90.433	10.791	502.010	114.078	756.943	182.850
ANGUILA	ELE									10	8
ARAÑAS	WEX	57.720	13.287	101.026	20.795	58.932	18.246	54.206	11.630	72.426	23.564
ATUN	BFT	3.262.504	1.403.830	2.988.278	1.200.208	3.363.370	1.264.829	1.832.944	625.572	891.852	386.931
ATUN BLANCO	ALB	74.800	48.620			74.400	48.620				
BABOSAS	BLE			35.222	3.533			33.477	4.835	45.174	7.538
BACALADILLA	WHB	1.276.836	258.977	2.307.819	407.168	2.959.330	626.467	1.860.399	476.251	1.714.247	310.409
BACORETA	LTA	23.645	1.108	1.260	301	30	3	2.249	472		
BAILA	SPU	3.013	1.555	14.962	8.762	13.750	8.354	8.860	5.675	8.625	5.325
BESUGO BLANCO	SBA	1.617.592	569.064	1.573.780	607.615	1.341.504	553.644	1.890.918	690.146	2.138.107	707.749
BOCANEGRA	SHO							3.793	1.686	2.273	1.126
BODIONES	WRA										
BOGA	BOG	1.366.534	92.356	1.183.071	54.799	1.085.399	56.169	1.052.709	63.302	1.314.868	73.046
BONITO	BON	151.739	45.615	201.516	51.425	132.619	51.629	225.100	120.643	208.207	49.967
BOQUERON	ANE	6.681.992	2.844.121	9.933.589	3.690.819	5.092.750	2.064.314	3.504.680	1.500.591	9.403.691	3.026.275
BRECA	PAC	1.981.253	782.684	902.434	394.964	733.109	346.384	758.559	342.764	532.949	225.906
BROTOLAS	FOX	383.734	160.202	379.712	194.095	730.391	313.252	829.008	382.388	984.144	411.353
BURRO	GBR	37.872	15.925	37.624	9.717	33.836	9.508	44.589	11.087	45.923	12.672
BURRO LISTADO	GRA										
CABALLAS	MAZ	4.150.179	516.162	3.118.350	433.972	2.266.554	255.725	4.079.829	302.079	5.888.793	404.179
CABRILLA	CBR										
CACHUCHO	DEL	402.052	83.145	342.245	119.603	399.406	148.997	649.361	219.251	325.050	110.638
CARAMEL-CHUCLAS	PIC	18.595	1.446	9.688	1.096	32.288	2.820	17.651	3.115	24.387	2.913
CAZON	GAG	18.480	16.003	39.808	19.465	55.925	31.081	77.377	40.492	81.855	40.584
CHERNA	WRF	36.472	20.898	67.019	56.405	38.673	37.322	11.468	6.612	38.913	11.918
CHOPA	BRB							8.662	3.021	13.767	2.148
CHUCHOS	SRX	822	159	2.094	236	40	14	1.233	153	749	94
CINTA	PRC									14.841	747
CONGRIO	COE	144.537	40.314	166.281	55.216	142.541	51.809	118.914	58.458	108.993	30.726
CORVALLO	CBM										
CORVAS	CDX	88	26					10	4	22	8
CORVINA	MGR	275.471	168.861	222.634	136.292	231.624	153.697	195.773	118.413	178.195	93.833
DENTONES-HURTA	DEX.F	53.509	60.512	57.304	43.212	24.042	35.838	25.570	15.816	52.967	29.341
DENTONES-PARGO	DEX.F	7.802	13.038	10.095	11.667	8.188	10.538	2.828	2.745	2.817	2.588
DORADA	SBG	49.890	38.747	54.855	30.584	53.383	43.032	65.963	35.884	23.135	17.961
ESCOLARES	GEP									20	2
ESCUALOS DIVERSOS	SKH	2.641.845	1.162.835	1.894.340	759.452	1.755.996	710.332	2.291.481	839.909	2.984.227	1.034.985
ESPETON	BAR			2.427	512	2.496	432	2.450	488	1.446	358
FALSO ABADEJO	GPX	767	767	875	813	1.977	949	389	339	1.418	830
FANECA	BIB	172.057	40.898	270.002	75.904	155.653	54.656	143.396	55.544	89.064	18.793
GALLINETA	BRF	82.867	39.931	99.075	49.632	105.734	51.209	105.392	47.992	27.131	11.196
GARAPELLO	PAR	4.432	2.363	3.750	2.140	3.045	1.685	1.429	443	517	211
GOBIDOS	GPA									9.367	1.449
HERRERA	SSB	278.193	152.013	204.131	101.119	175.564	86.741	320.784	142.568	221.332	101.786
HUEVAS						74.220	78.211	124.475	122.928		
HURTA	REA	718	1.286	1.030	1.704	780	1.283			983	1.193
JAPUTA	POA	1.943.027	415.144	928.972	212.069	1.228.000	335.515	1.652.395	469.489	2.270.258	552.437
JURELES	JAX	3.731.464	761.924	3.551.778	860.427	4.464.008	750.847	7.377.789	1.078.888	10.924.293	1.409.954
LAMPUGA	DOL	20.177	7.007	764	243	187	48	327	112	394	137
LENGUADOS	SOX	1.331.875	1.012.561	1.338.886	962.106	861.211	856.179	1.093.277	711.167	1.790.968	974.493
LISAS	MUL	99.971	15.460	109.291	18.292	192.639	13.062	87.444	11.437	61.581	7.427
LISTADO	SKJ	67.809	12.156	7.709	1.674	25.035	6.341	93.908	119.162	8.682	2.274
LUBINA	BSS	22.869	25.757	49.685	40.740	62.997	64.538	47.740	30.277	19.971	15.525
MARRAJO-TINTORERA	SMA.E	219.964	86.613	222.265	115.863	236.386	99.269	270.160	133.104	151.296	61.102
MELVA	BLT	1.389.215	194.271	999.396	164.739	858.764	154.273	286.938	55.909	420.804	54.013
MERLUZA	HKE	18.024.179	5.965.662	18.393.251	6.829.072	21.116.876	7.602.773	23.221.103	7.468.538	17.295.321	6.580.040
MERO	GPD	86.182	90.532	84.706	91.001	82.833	82.733	90.905	64.195	60.380	51.132
MIELGAS	DGS									2.077	684
MOJARRA	SRG	1.564	189	5.463	689	3.910	230	12.960	2.520	50.846	7.494
MORENA	MUI	2.816	708	2.604	330	3.348	512	4.100	526	4.827	998
OBLADA	SBS			3.780	270	2.280	143	3.405	345	10.157	1.163
PALOMETA	POP	40	26	660	94	1.691	375	3.398	1.248	7.974	2.219
PALOMETON	LEE	805	129	2.895	343	100	15	2.590	309	4.125	903
PAPARDA	SAU	17.535	2.486	88.565	5.879			126.187	14.743	10.474	741
PARGO-BOCINEGRO	RPG	697.634	501.428	628.076	438.846	291.893	290.770	265.509	210.055	318.818	180.296
PARGO-SAMA DE PLUMA	DEP	523	601	12.036	5.397	7.477	6.774	11.405	6.988	13.244	9.597
PARRACHO	BLL			1.855	2.026	3.710	4.052			170	215
PATUDO	BET			560	293	140	44	480	129	3.890	912
PECES LOBO	GRV			13.000	11.700						
PECES MARINOS	MZZ	9.484.431	2.689.448	8.907.083	2.748.325	7.522.381	2.709.546	9.415.232	2.449.388	8.953.351	2.413.329
PEJERREY	SIL									8.471	1.383
PELUDA	MSF	55.537	28.741	66.289	33.145	73.296	33.310	43.435	20.768	15.775	9.175
PEZ BALLESTA	TRI									2.106	375
PEZ DE SAN PEDRO-GALLOS	JOD.L	358.660	221.596	354.090	210.136	301.705	192.112	322.012	189.204	306.552	174.423
PEZ ESPADA	SWO	2.213.454	1.495.444	1.158.654	859.027	1.069.684	964.784	1.638.487	1.236.120	1.175.115	982.946
PEZ LIMON	AMB	13.459	10.184	24.312	14.984	15.184	10.361	12.832	8.969	23.831	14.219
PEZ MARTILLO	SPZ			2.308	582	4.615	1.164	31	17		
PEZ RATA	URA			3.770	873	7.540	1.746			1.005	494
PEZ SABLE	SFS	238.880	41.134	159.232	52.542	98.342	17.705	263.964	49.439	263.209	32.173
PINTARROJAS	SCL	86.167	32.125	95.180	43.391	132.561	68.544	97.912	37.774	114.709	23.763
QUELVACHO	GUP							244	67		
RABIL	YFT	175	102			4.047	1.260	140	136	90	8
RAPES	MNZ	1.137.399	722.519	1.024.957	673.315	991.753	689.544	1.018.712	701.025	1.279.502	852.541
RASCACIOS	SCS	193.219	74.279	216.134	82.390	85.062	38.834	91.785	37.144	130.876	47.048
RAYAS	RAJ	357.804	103.927	323.121	97.389	312.986	102.190	250.525	84.092	155.481	47.654

RAYAS-MANTAS	BAI	351.526	100.444	421.952	134.134	253.331	85.259	60.562	11.759	119.504	19.119
RODABALLOS	LEF	6.491	4.036	15.978	6.010	9.233	15.779	5.155	6.289	17.426	13.062
RONCADOR	BGR	70.773	14.294	25.620	4.652	34.351	5.475	86.988	19.519	28.625	7.170
RUBIOS	GUX	127.556	61.681	123.170	64.711	138.407	72.813	93.508	33.773	44.382	17.817
SALEMA	SLM	115.145	29.444	126.151	36.787	109.746	38.445	262.591	49.106	41.022	4.671
SALMONETES	MUX	1.105.690	896.024	986.492	770.067	743.462	778.717	743.280	581.011	765.004	574.751
SALTON	SAN									723.150	81.418
SAPO	TDF									3.228	417
SARDINA	PIL	13.958.069	1.292.093	19.942.940	1.895.444	15.825.318	1.315.462	11.945.790	1.138.929	14.091.293	1.444.728
SARGO BREADO	SBZ	891	435	1.180	604	940	502	555	266	525	282
SARGOS	SWA	829.081	296.269	86.878	50.416	65.882	36.266	85.760	39.878	90.619	46.702
SERRANOS	BAS	1.873	267	386	113	64	20	141	28		
SOLLA	PLE									46	22
TAPACULOS	FLX	964	369	111	68	9.455	2.920	2.250	986	570	453
TEMBLADERA	TOE	71	6	255	6	61	2	302	18	2.312	574
TINTORERA	BSH	30.080	3.440	69.796	8.587	87.843	11.358	224.750	34.070	150.108	30.593
VERRUGATO	COC										
VERRUGATO DE CANARIAS	UCA										
VIEJA	DEN										
VORAZ-BESUGO	SBR	490.471	642.722	564.158	745.984	783.867	964.464	1.062.760	1.175.735	1.117.026	1.332.070
ZORROS	THR	2.200	718	160	50	2.210	736	21.252	6.670	19.661	5.894
TOTAL PECES		87.207.027	27.806.981	90.667.407	28.287.384	82.176.792	27.059.146	85.615.096	25.839.907	94.551.026	26.621.879
ALMEJA BABOSA	CTS	108.242	32.999	108.867	20.737	32.556	6.550	115.047	16.026	86	27
ALMEJA CHOCHA	TPS	112.736	39.864	15.560	7.601	24.950	15.265	687.213	62.275	3.786.305	378.595
ALMEJA FINA	CTG	128.086	42.667	129.855	13.721	79.721	38.684	138.687	25.987	562.151	23.363
ALMEJA JAPONESA	CTH										
ALMEJAS	CLX	18.040	1.888					46.528	24.630	34.117	19.694
ALMEJON-BOLO	CLJ	17.781	5.554	16.672	5.042	20.164	7.833	4.821	1.643	13.383	2.892
BERBERECHO	COC							3.750	300	13.361	660
BIGARO	PEE	1.120	250	2.535	326	290	45	2.180	137	3.400	259
BUSANO	MUE	1.063	979					5	5		
CALAMARES	SQC	1.060.879	761.966	2.038.807	1.021.040	986.535	855.293	977.840	614.175	1.241.285	626.350
CANAILLA	MSH	3.310	3.238	5.779	1.949	4.445	6.118	62.119	5.356	56.876	39.704
CARACOLAS	GAS	257	77	31.279	10.845	1.792	673	629	240	3.367	831
CASTAÑUELAS	CTL									17.410	12.586
CHIRLA	SVE	1.244.148	450.264	1.199.071	385.716	1.242.500	338.155	1.050.792	194.582	1.173.548	243.900
CHOCO	CTC	1.183.251	601.874	1.324.936	677.077	1.078.849	528.958	1.419.388	652.398	954.875	511.426
CHOPOS-CHOPITOS	CTL	843.276	316.600	750.515	255.728	451.163	208.668	509.421	226.443	836.302	274.332
CLICA	CLB	220	66							233.875	11.443
CONCHA FINA	CLV	703.760	131.096	500.373	94.755	334.639	97.978	323.009	94.734	351.606	76.182
COQUINAS	DON	62.107	49.735	102.914	65.571	159.343	120.686	195.877	132.345	201.978	123.077
CORRUCO	COZ					2.511.612	179.479	807.292	56.510	856.006	55.642
LONGUEIRON	RAE							300	88	2.598	314
MEJILLON	MSX			210	14			4.670	247	48.630	2.359
MOLUSCOS MARINOS	MOL	51.245	150.660	138.343	76.798	233.758	106.988	198.830	60.010	106.101	29.664
NAVAJAS	SOI	2.885	721					20	9	544	78
OSTION	OYG	35	8	51	14						
OSTRA	OYF					140	10				
PIRULO	CLK	120.654	64.946	5.849	2.523			76.738	22.811	90.685	20.951
POTAS	OMZ	127.052	39.052	110.592	32.663	181.564	50.051				
PULPO	OCC	3.468.108	1.354.093	4.051.442	1.274.396	4.840.032	1.392.198	4.855.838	1.302.982	6.053.831	2.077.497
PUNTILLITAS	SQQ			355	320	793	443	527	365	10.054	14.565
RELOJ	DOQ	13.080	1.367	24.175	2.358	12.533	1.253	11.252	916	11.281	1.806
VIEIRA	SCE	9.893	4.251	12.733	3.092	49.590	17.563	606.324	94.564	708.089	134.918
VOLADORES	SQM	106.955	24.881	109.580	27.628	31.426	9.665	25.025	7.897	97.590	23.720
TOTAL MOLUSCOS		9.388.183	4.079.092	10.680.493	3.979.914	12.278.395	3.982.556	12.124.122	3.597.675	17.469.334	4.706.836
BOGAVANTE	LBE	13.923	16.922	15.322	19.342	4.055	10.810	33.576	49.187	6.587	9.327
BUEY	CRE									1.915	1.057
CAMARONES	PAL	389.797	304.547	396.264	331.867	470.093	373.258	324.100	279.610	295.893	259.554
CANGREJOS DE MAR	CRA	96.405	15.816	90.670	15.389	70.958	13.927	58.452	11.705	55.235	14.819
CARABINERO	SSH	525.390	764.443	627.239	1.194.855	514.278	1.064.746	569.522	1.105.276	684.418	961.276
CENTOLLA	SCR	12.881	3.987	40.817	59.160	52.004	81.381	36.727	53.163	9.031	4.171
CIGALA	NEP	724.397	1.465.318	701.553	1.521.481	576.933	1.462.122	759.465	1.760.210	589.717	1.431.018
CRUSTACEOS MARINOS	CRU	336.901	218.707	373.872	268.107	445.207	410.320	293.639	219.349	350.858	237.196
GALERA	MTS	341.863	87.079	324.621	84.287	210.881	61.541	174.647	53.060	75.617	44.987
GAMBA	DPS	1.853.365	3.252.987	2.411.551	3.942.114	1.686.179	3.499.941	1.882.268	3.167.053	4.095.034	4.684.720
GAMBA ROJA	ARA										
LANGOSTAS	CRW	81.972	182.885	69.197	167.031	54.076	126.083	52.198	101.036	21.579	26.170
LANGOSTINO	TGS	432.091	845.187	349.159	741.705	171.944	440.340	131.245	392.109	176.356	357.054
NECORAS	SWM	560	49	975	87			3.310	378	8.803	795
PERCEBE	PCB			875	56			440	68		
SASTRE	LOQ	25	110	65	217	13	51	4	17	6	24
TOTAL CRUSTACEOS		4.809.570	7.158.038	5.402.180	8.345.699	4.256.621	7.544.518	4.319.593	7.192.220	6.371.049	8.032.167
TOTAL ANDALUCIA		101.404.780	39.044.111	106.750.080	40.612.997	98.711.808	38.586.220	102.058.811	36.629.802	118.391.409	39.360.882

TOTAL ANDALUCIA

TABLA 1.4. DATOS POR ESPECIES. AÑOS 1995-99

ESPECIE	FAO	1995		1996		1997		1998		1999	
		PESO (Kg.)	VALOR (Miles Ptas.)	PESO (Kg.)	VALOR (Miles Ptas.)	PESO (Kg.)	VALOR (Miles Ptas.)	PESO (Kg.)	VALOR (Miles Ptas.)	PESO (Kg.)	VALOR (Miles Ptas.)
ACEDIA	CET	1.429.989	659.921	1.930.877	686.685	2.487.338	899.612	1.422.562	337.661	763.584	275.673
AGUJA	BEN	37.641	19.611	358.212	64.775	909.191	76.490	600.503	285.672	782.967	30.395
ALACHA	SAA	434.858	22.649	264.355	14.249	318.599	17.569	452.799	17.132	491.253	19.632
ALOSAS	TSO	24	12			18	4	14.616	3.585	23	2
ANCHOVA	BLU	273.351	80.271	625.088	125.171	83.756	25.447	22.610	8.937	35.731	14.008
ANGUILA	ELE	30	1					140	16		
ARAÑAS	WEX	89.740	22.841	67.976	18.887	72.783	19.275	61.189	17.565	454.359	105.395
ATUN	BFT	1.517.615	586.509	1.196.695	529.484	928.644	612.388	1.395.744	924.191	1.250.072	952.837
ATUN BLANCO	ALB										
BABOSAS	BLE	47.285	7.144	45.398	7.718	35.476	6.187	37.932	6.150	102	19
BACALADILLA	WHB	941.046	202.025	982.038	207.118	1.608.296	269.265	522.457	148.664	2.205.786	187.557
BACORETA	LTA	423	165	1.580	264			3.481	1.429		
BAILA	SPU	7.997	4.440	3.694	2.063	11.760	5.829	17.596	8.249	15.806	8.590
BESUGO BLANCO	SBA	1.759.603	570.965	1.734.569	522.197	1.642.833	472.473	1.098.074	278.318	822.252	240.353
BOCANEGRA	SHO	1.218	574	62	27					4	8
BODIONES	WRA	262	61			115	31			175	73
BOGA	BOG	1.188.055	67.515	999.191	58.087	760.614	59.143	709.441	53.134	2.235.241	262.769
BONITO	BON	199.868	67.475	173.325	60.214	139.427	37.262	161.057	68.207	182.453	60.065
BOQUERON	ANE	7.338.440	2.411.959	8.390.279	3.357.467	13.807.036	4.793.464	21.460.404	4.819.000	23.762.335	4.998.441
BRECA	PAC	371.588	181.685	349.075	173.034	404.520	203.562	442.725	227.488	433.157	214.019
BROTOLAS	FOX	698.244	312.540	491.033	230.952	278.794	135.930	255.081	116.932	306.183	145.992
BURRO	GBR	53.587	15.845	86.103	24.625	185.473	47.594	126.991	53.796	48.288	21.524
BURRO LISTADO	GRA									350	40
CABALLAS	MAZ	6.483.975	368.065	3.802.891	287.145	3.103.942	258.091	2.547.114	204.187	1.826.375	186.293
CABRILLA	CBR			3.603	694	10.354	2.352	790	178	1.498	239
CACHUCHO	DEL	159.873	55.143	84.672	23.542	6.292	690	367	347	1.724	696
CARAMEL-CHUCLAS	PIC	14.795	2.086	11.992	1.569	10.296	1.364	12.114	2.508	39.125	4.602
CAZON	GAG	69.230	36.307	86.354	43.856	84.450	41.509	70.078	37.428	34.267	18.678
CHERNA	WRF	21.576	6.462	16.299	7.212	25.867	7.335	54.422	12.522	102.667	23.211
CHOPA	BRB	10.301	1.106	6.824	1.017	13.908	1.607	13.091	1.580	24.688	3.070
CHUCHOS	SRX	493	46	1.032	116	154	58	97	26	2.142	277
CINTA	PRC	2.125	267	714	99	22.035	703	1.246	59	8.666	657
CONGRIO	COE	163.286	42.180	74.928	16.113	227.369	44.132	144.646	42.591	62.185	23.794
CORVALLO	CBM					1.459	187				
CORVAS	CDX	66	17	87	30	332	134	64	18	36	6
CORVINA	MGR	125.215	68.851	144.254	71.943	263.709	137.204	228.780	125.947	160.859	113.652
DENTONES-HURTA	DEX.F	59.674	56.192	99.936	68.711	28.616	19.358	40.562	42.941	6.088	8.993
DENTONES-PARGO	DEX.F	1.634	1.648	1.421	1.610	12.712	12.422	24.405	33.958	13.270	14.844
DORADA	SBG	101.328	39.141	127.560	87.643	83.193	61.848	55.560	40.219	19.160	13.530
ESCOLARES	GEP	448	129	449	103	559	57			983	202
ESCUALOS DIVERSOS	SKH	1.902.107	557.852	1.455.338	444.915	1.157.022	369.118	921.277	300.596	401.212	92.574
ESPETON	BAR	2.805	859	4.959	971	7.994	1.950	16.594	2.104	4.272	554
FALSO ABADEJO	GPX	507	449	2.771	1.099	8.087	885	236.052	26.169	890	600
FANECA	BIB	65.308	14.804	65.596	12.588	65.924	7.491	7.103	1.021	11.139	1.606
GALLINETA	BRF	23.383	10.555	113.475	21.447	124.640	44.669	171.569	66.081	127.756	63.769
GARAPELLO	PAR	30.051	11.421	59.062	22.308	6	5	103	41	5.351	2.872
GOBIDOS	GPA	10.861	1.449	3.050	909	517	72	8.693	1.668	18.998	3.405
HERRERA	SSB	311.937	156.824	236.672	120.995	276.000	144.067	196.045	127.445	158.857	110.728
HUEVAS											
HURTA	REA	1.393	1.570	8.695	9.557	44.342	53.669			415	217
JAPUTA	POA	981.561	279.295	1.494.225	702.177	1.409.965	532.948	1.007.770	391.259	442.627	209.535
JURELES	JAX	8.010.412	1.275.173	5.165.959	917.163	4.065.163	726.715	3.026.387	590.583	3.197.138	618.702
LAMPUGA	DOL	6.514	1.557	944	194	35	10	79	79	2.081	1.747
LENGUADOS	SOX	1.288.784	758.672	1.548.757	901.045	1.052.863	640.446	1.074.580	440.694	448.353	341.450
LISAS	MUL	104.411	8.391	88.666	7.449	112.051	9.327	122.169	10.561	196.663	12.391
LISTADO	SKJ	4.519	1.488	14.742	6.899	8.291	9.626	15.343	7.884	8.275	3.724
LUBINA	BSS	14.034	10.613	49.402	31.448	49.258	27.536	22.630	23.586	31.489	32.083
MARRAJO-TINTORERA	SMA.E	78.592	30.067	2.485.662	738.428	1.673.592	678.112	403.511	252.092	579.480	285.249
MELVA	BLT	1.357.763	163.410	1.564.668	136.278	456.004	68.832	1.089.222	150.253	1.269.371	150.669
MERLUZA	HKE	14.390.838	5.488.586	17.883.303	7.253.054	15.699.549	5.769.794	12.956.637	4.670.712	12.690.658	4.633.368
MERO	GPD	41.874	43.316	54.403	34.328	74.442	42.431	56.517	42.273	17.847	27.101
MIELGAS	DGS	693	184	2.934	702	254	63	140	36	60	4
MOJARRA	SRG	54.452	8.630	22.660	3.811	30.441	4.674	75.401	10.307	121.662	14.449
MORENA	MUI	5.169	793	9.323	1.323	24.937	2.789	11.705	1.379	2.912	520
OBLADA	SBS	24.053	3.634	14.833	1.744	14.216	1.577	10.575	968	2.649	320
PALOMETA	POP	3.350	821	4.300	1.110	2.538	713	15.672	6.120	10.181	4.509
PALOMETON	LEE	7.348	1.072	8.139	1.569	540	231	2.126	442	1.172	104
PAPARDA	SAU	1.047	153	30	8						
PARGO-BOCINEGRO	RPG	301.618	179.799	291.573	166.807	383.623	266.803	329.484	259.347	127.493	134.619
PARGO-SAMA DE PLUMA	DEP	7.871	5.968	14.366	12.214	5.501	5.396	640	882	535	855
PARRACHO	BLL	187	281	72	113	240	260	51	94	46	39
PATUDO	BET	420	99								
PECES LOBO	GRV					95	36			56	7
PECES MARINOS	MZZ	9.797.396	2.661.866	9.405.621	2.431.476	5.699.901	1.556.629	9.862.698	3.035.527	5.011.714	1.058.686
PEJERREY	SIL	13.823	1.557	1.154	256	1.012	171	1.351	130	907	104
PELUDA	MSF	21.268	12.105	55.458	17.116	48.258	16.194	39.423	18.319	59.224	25.808
PEZ BALLESTA	TRI	17.407	4.308	7.224	1.416	6.448	2.063	397	132	2.609	1.076
PEZ DE SAN PEDRO-GALLOS	JOD.L	242.974	125.856	287.903	127.695	176.985	86.502	166.871	86.444	175.329	96.034
PEZ ESPADA	SWO	1.211.230	872.134	1.278.850	963.084	1.242.049	1.099.797	765.002	713.725	534.717	509.317
PEZ LIMON	AMB	27.120	13.628	15.294	9.598	28.189	16.620	505.697	32.190	435.611	23.844
PEZ MARTILLO	SPZ	334	107	150	65					626	186
PEZ RATA	URA	1.238	562	664	407	770	300	446	249	154	31
PEZ SABLE	SFS	225.048	25.030	1.681.283	183.203	1.822.020	182.584	2.360.620	229.374	2.650.306	531.675
PINTARROJAS	SCL	119.763	26.360	145.776	31.710	134.383	33.136	181.835	37.581	123.829	29.556
QUELVACHO	GUP	19	2							6.815	1.352
RABIL	YFT	30	2								
RAPES	MNZ	823.385	563.764	873.543	579.595	508.543	347.033	406.491	310.202	355.175	307.518
RASCACIOS	SCS	77.882	30.330	61.267	19.014	85.923	28.420	38.987	7.653	36.997	14.421
RAYAS	RAJ	208.488	51.045	218.658	51.048	167.343	40.678	161.117	43.639	148.461	36.147

RAYAS-MANTAS	BAI	99.709	14.566	99.259	10.898	88.179	10.213	70.831	9.675	38.578	5.403
RODABALLOS	LEF	12.681	6.850	73.588	10.381	23.449	7.260	60.233	28.144	72.619	27.976
RONCADOR	BGR	32.779	8.880	27.889	7.953	64.555	15.407	79.802	20.851	47.071	12.642
RUBIOS	GUX	29.561	12.777	50.871	24.191	85.330	22.998	43.369	19.625	21.259	8.600
SALEMA	SLM	107.789	8.597	78.544	5.692	63.279	4.684	43.167	3.555	47.645	4.264
SALMONETES	MUX	717.555	511.566	670.607	433.091	796.879	450.573	646.264	405.738	615.997	570.366
SALTON	SAN	52.587	8.580	288.695	20.902	1.107.190	71.374	177.355	20.833		
SAPO	TDF	1.815	826	100	45	30	4	160	19		
SARDINA	PIL	12.537.275	1.417.292	11.712.067	1.401.938	11.902.481	1.457.575	14.001.345	1.674.288	15.888.894	1.756.025
SARGO BREADO	SBZ	720	360	1.040	465	954	487				
SARGOS	SWA	108.933	56.834	261.505	174.901	153.147	78.793	129.961	79.465	97.480	57.355
SERRANOS	BAS	704	112	1.328	188	20	12	9.734	3.545	30.259	5.851
SOLLA	PLE			105	81	233	146	35	27		
TAPACULOS	FLX	675	506	626	459	36.389	7.893			3.445	1.411
TEMBLADERA	TOE	4.237	932	504	53	170	38	106	22	1.102	150
TINTORERA	BSH	139.190	26.965	110.325	18.141	74.593	17.844	21.983	3.601	6.773	5.739
VERRUGATO	COC	1.711	671			4.195	1.429	4.758	1.513	1.364	590
VERRUGATO DE CANARIAS	UCA	2.302	1.537	205	145	2.414	1.496	307	285	16.630	11.244
VIEJA	DEN	3.349	3.865			3.923	3.820			1.589	1.932
VORAZ-BESUGO	SBR	768.478	1.025.302	1.148.916	1.332.363	989.509	1.167.234	651.029	966.754	492.708	810.070
ZORROS	THR	24.571	7.608	29.097	8.368	17.405	8.279			6.569	4.545
TOTAL PECES		80.072.771	22.432.913	83.419.261	26.113.005	79.654.198	24.418.504	84.208.185	23.058.414	82.905.946	20.617.825
ALMEJA BABOSA	CTS	215.878	43.266	9.823	1.503	3.445	463	320	229	732	1.016
ALMEJA CHOCHA	TPS	1.605.692	215.324	430.060	95.316	364.887	91.225	231.085	74.906	160.430	60.611
ALMEJA FINA	CTG	696.110	22.845	243.446	12.798	91.539	10.550	363.715	43.212	291.880	21.993
ALMEJA JAPONESA	CTH					90	35				
ALMEJAS	CLX	12.903	7.003	1.594	1.657	114	126	1.816	808	4.394	2.569
ALMEJON-BOLO	CLJ	10.504	2.424	7.634	2.261	25.849	7.442	20.405	8.802	31.371	14.799
BERBERECHO	COC	3.040	385	7.597	271	607.378	56.171	15.505	1.782	1.028	75
BIGARO	PEE	2.920	241	2.890	228	3.605	419	4.330	218	1.520	225
BUSANO	MUE	91	339	192	188	347	246	8.714	4.038	1.174	1.138
CALAMARES	SQC	888.859	448.477	833.037	421.878	693.816	361.051	560.386	299.567	610.824	438.643
CANAILLA	MSH	107.912	78.399	141.026	157.001	50.906	26.009	12.729	10.223	29.544	17.782
CARACOLAS	GAS	8.909	1.302	7.073	1.229	3.433	484	4.525	1.173	5.550	760
CASTAÑUELAS	CTL	30.674	24.135	8.240	6.598	6.326	4.958			4.742	3.190
CHIRLA	SVE	1.306.199	221.572	1.747.463	411.240	1.667.248	414.349	3.192.327	761.031	3.395.170	819.098
CHOCO	CTC	999.110	564.373	897.843	495.786	876.474	464.070	995.565	476.300	928.778	489.388
CHOPOS-CHOPITOS	CTL	1.052.074	335.725	915.765	242.872	869.566	268.874	754.722	223.161	563.653	218.535
CLICA	CLB	177.060	9.635	8.090	407						
CONCHA FINA	CLV	241.096	56.087	309.565	70.197	299.457	74.071	161.770	34.736	157.101	45.197
COQUINAS	DON	56.959	49.331	25.588	27.108	35.383	31.563	47.022	39.312	47.716	45.917
CORRUICO	COZ	1.104.550	71.813	2.311.856	142.573	3.343.485	204.168	2.069.707	131.482	2.004.371	136.368
LONGUEIRON	RAE	180	59	1.955	483	880	337				
MEJILLON	MSX	115.580	4.719	82.750	3.360	48.449	3.127	8.084	1.026	1.260	70
MOLUSCOS MARINOS	MOL	202.428	57.888	238.176	139.500	230.901	114.413	870.153	66.661	142.550	17.009
NAVAJAS	SOI	114	17	37.844	7.411	9.954	2.556			62	44
OSTION	OYG									280	26
OSTRA	OYF	600	162					30	2		
PIRULO	CLK	115	23					22	15		
POTAS	OMZ	52.161	12.836	257.762	40.337	571.174	99.116	544.820	107.699	761.534	141.157
PULPO	OCC	4.794.662	2.043.195	2.713.156	1.242.185	1.652.154	787.272	1.448.373	588.648	4.030.122	1.359.699
PUNTILLITAS	SQQ	19.475	26.889	12.784	17.172	36.309	37.628	23.858	32.547	26.040	44.592
RELOJ	DOQ	4.370	496	1.887	456	40	10			1.347	935
VIEIRA	SCE	62.109	17.145	45.424	13.816	60.565	24.701	14.540	7.014	22.352	9.621
VOLADORES	SQM	43.120	10.945	76.732	14.494	287.384	50.289	419.610	59.417	493.044	67.296
TOTAL MOLUSCOS		13.815.454	4.327.047	11.377.252	3.570.326	11.841.158	3.135.719	11.774.132	2.974.007	13.718.566	3.957.752
BOGAVANTE	LBE	6.289	8.417	4.757	9.333	6.488	10.113	5.593	6.990	3.580	7.187
BUEY	CRE	1.685	507	240	20	5.543	509	4.640	985	75	37
CAMARONES	PAL	370.096	254.426	366.302	271.676	346.143	257.698	456.090	454.082	579.779	672.707
CANGREJOS DE MAR	CRA	96.958	14.697	70.984	17.319	79.709	14.376	25.166	4.417	46.146	10.582
CARABINERO	SSH	264.819	407.162	582.982	918.984	255.986	405.119	157.694	366.683	155.043	357.492
CENTOLLA	SCR	12.331	4.168	26.024	13.641	14.785	6.528	9.530	2.733	5.467	1.802
CIGALA	NEP	354.223	798.170	323.820	716.316	282.586	565.867	395.941	796.057	385.956	756.686
CRUSTACEOS MARINOS	CRU	222.585	104.779	126.284	60.319	272.627	118.368	234.547	40.965	156.228	25.255
GALERA	MTS	57.381	24.978	39.807	21.820	48.246	34.531	43.013	30.640	12.800	4.742
GAMBA	DPS	2.285.241	2.943.677	3.009.292	3.883.275	3.043.307	3.640.454	3.667.181	3.812.291	4.617.868	4.418.435
GAMBA ROJA	ARA							316	95	117.753	430.884
LANGOSTAS	CRW	17.901	22.390	26.916	38.375	20.287	34.025	28.877	53.558	24.908	44.694
LANGOSTINO	TGS	374.953	687.862	422.096	756.532	405.309	789.833	498.418	936.582	300.831	735.842
NECORAS	SWM	13.471	1.099	6.072	517	18.240	1.562	19.901	1.248	17.523	914
PERCEBE	PCB	30	16	30	9	50	22			14	4
SASTRE	LOQ							1.326	552	898	386
TOTAL CRUSTACEOS		4.077.963	5.272.347	5.005.606	6.708.136	4.799.306	5.879.004	5.548.232	6.507.878	6.424.868	7.467.649
TOTAL ANDALUCIA		97.966.188	32.032.307	99.802.119	36.391.467	96.294.662	33.433.227	101.530.549	32.540.299	103.049.380	32.043.225

TABLA 1.5. PRINCIPALES ESPECIES SEGÚN PESO (MEDIAS QUINQUENALES PARA PESO Y VALOR)

ESPECIE	FAO	85-89			90-94			95-99		
		PESO MEDIO		VALOR MEDIO	PESO MEDIO		VALOR MEDIO	PESO MEDIO		VALOR MEDIO
		(Kg.)	(% s/ total)	(Miles Ptas.)	(Kg.)	(% s/ total)	(Miles Ptas.)	(Kg.)	(% s/ total)	(Miles Ptas.)
BACALADILLA	WHB	4.100.022	3,31%	544.251	2.023.726	1,92%	415.854	1.251.925	1,26%	202.926
BOQUERON	ANE	10.563.277	8,52%	3.679.046	6.923.340	6,56%	2.625.224	14.951.699	15,01%	4.076.066
CABALLAS	MAZ	7.239.164	5,84%	601.209	3.900.741	3,70%	382.424	3.552.859	3,57%	260.756
ESCUALOS DIVERSOS	SKH	2.744.681	2,21%	878.487	2.313.578	2,19%	901.503	1.167.391	1,17%	353.011
GAMBA	DPS	3.701.124	2,99%	3.826.305	2.385.679	2,26%	3.709.363	3.324.578	3,34%	3.739.626
JURELES	JAX	5.366.908	4,33%	786.775	6.009.866	5,70%	972.408	4.693.012	4,71%	825.667
MERLUZA	HKE	20.241.145	16,33%	6.470.235	19.610.146	18,59%	6.889.217	14.724.197	14,78%	5.563.103
PECES MARINOS	MZZ	9.018.861	7,27%	1.646.658	8.856.496	8,40%	2.602.007	7.955.466	7,99%	2.148.837
PULPO	OCC	5.256.716	4,24%	1.452.652	4.653.850	4,41%	1.480.233	2.927.693	2,94%	1.204.200
SARDINA	PIL	15.051.318	12,14%	982.795	15.152.682	14,37%	1.417.331	13.208.412	13,26%	1.541.424
TOTAL GENERAL		123.982.143	100,00%	36.085.772	105.463.378	100,00%	38.846.803	99.607.104	100,00%	33.276.871

TABLA 1.6. PRINCIPALES ESPECIES SEGÚN VALOR (MEDIAS QUINQUENALES PARA PESO Y VALOR)

ESPECIE	FAO	85-89			90-94			95-99		
		PESO MEDIO	VALOR MEDIO		PESO MEDIO	VALOR MEDIO		PESO MEDIO	VALOR MEDIO	
			(Kg.)	(Miles Ptas.)		(% s/ total)	(Kg.)		(Miles Ptas.)	(% s/ total)
ACEDIA	CET	2.130.064	872.930	2,42%	2.215.943	1.176.859	3,03%	1.606.870	571.910	1,72%
BOQUERON	ANE	10.563.277	3.679.046	10,20%	6.923.340	2.625.224	6,76%	14.951.699	4.076.066	12,25%
CIGALA	NEP	708.290	1.137.702	3,15%	670.413	1.528.030	3,93%	348.505	726.619	2,18%
GAMBA	DPS	3.701.124	3.826.305	10,60%	2.385.679	3.709.363	9,55%	3.324.578	3.739.626	11,24%
LENGUADOS	SOX	2.208.375	1.289.390	3,57%	1.283.243	903.301	2,33%	1.082.667	616.462	1,85%
MERLUZA	HKE	20.241.145	6.470.235	17,93%	19.610.146	6.889.217	17,73%	14.724.197	5.563.103	16,72%
PECES MARINOS	MZZ	9.018.861	1.646.658	4,56%	8.856.496	2.602.007	6,70%	7.955.466	2.148.837	6,46%
PEZ ESPADA	SWO	2.346.399	1.388.941	3,85%	1.451.079	1.107.664	2,85%	1.006.370	831.611	2,50%
PULPO	OCC	5.256.716	1.452.652	4,03%	4.653.850	1.480.233	3,81%	2.927.693	1.204.200	3,62%
SARDINA	PIL	15.051.318	982.795	2,72%	15.152.682	1.417.331	3,65%	13.208.412	1.541.424	4,63%
TOTAL GENERAL		123.982.143	36.085.772	100,00%	105.463.378	38.846.803	100,00%	99.607.104	33.276.871	100,00%

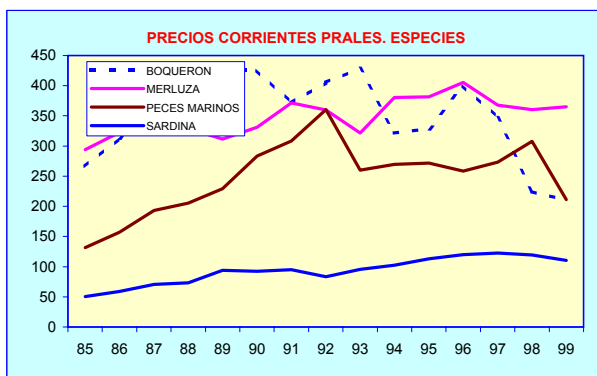
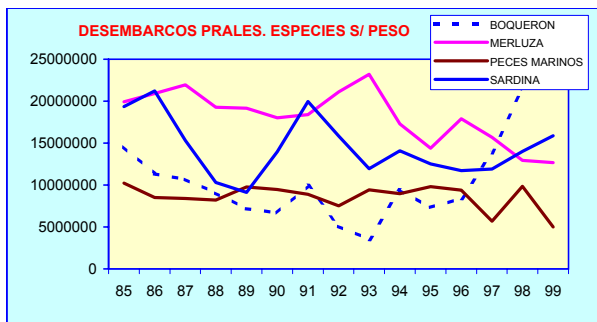


TABLA 1.7. ESTRUCTURA DE LA FLOTA POR MODALIDADES (1989, 1999 Y VARIACIÓN)

VARIABLES	ARRASTRE			CERCO			OTRAS MODALIDADES			TODAS LAS MODALIDADES		
	1989	1999	VARIAC. (%)	1989	1999	VARIAC. (%)	1989	1999	VARIAC. (%)	1989	1999	VARIAC. (%)
Nº DE BARCOS	891	564	-36,70	329	270	-21,85	1.694	1.656	-2,24	2.914	2.490	-14,55
ARQUEO (TRB)	95.252	36.831	-61,33	15.422	12.817	-20,32	9.480	8.810	-7,07	120.154	58.458	-51,35
POTENCIA (CV)	385.206	184.852	-52,01	86.305	68.576	-25,85	73.636	69.267	-5,93	545.147	322.695	-40,81
TRIP. (Nº)	9.093	4.786	-47,37	3.254	2.436	-33,58	4.596	4.460	-2,96	16.943	11.682	-31,05

TABLA 1.9. INDICE DE PRECIOS PERCIBIDOS (IPP), SEGÚN MODALIDAD Y TOTAL

AÑO	INDICE DE PRECIOS PERCIBIDOS				PRECIOS CONSTANTES (BASE 1992)			
	PECES	MOLUSCOS	CRUSTACEOS	TOTAL	PECES	MOLUSCOS	CRUSTACEOS	TOTAL
1985	61,62	72,84	37,50	57,98	202,90	236,26	664,71	226,63
1986	70,54	84,61	50,59	68,00	232,28	274,45	896,73	265,83
1987	75,64	83,39	67,83	74,87	249,06	270,49	1202,15	292,66
1988	82,37	93,74	72,17	81,49	271,24	304,05	1279,17	318,55
1989	83,01	103,45	67,82	82,04	273,33	335,55	1202,06	320,70
1990	92,86	125,87	81,72	93,95	305,78	408,25	1448,43	367,23
1991	97,11	92,72	84,47	94,18	319,77	300,74	1497,13	368,15
1992	100,00	100,00	100,00	100,00	329,28	324,35	1772,42	390,90
1993	90,97	84,77	88,87	89,94	299,56	274,96	1575,08	351,58
1994	90,88	91,04	71,01	86,97	299,24	295,29	1258,64	339,97
1995	92,34	102,45	70,33	89,00	304,04	332,31	1246,54	347,89
1996	94,66	109,98	71,16	91,55	311,70	356,73	1261,19	357,85
1997	102,33	112,22	68,26	96,59	336,94	363,99	1209,93	377,56
1998	107,66	99,47	69,55	99,32	354,49	322,64	1232,71	388,25
1999	110,81	99,85	69,07	101,48	364,88	323,87	1224,14	396,70

