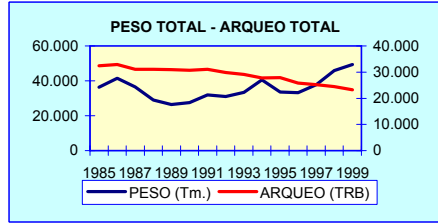
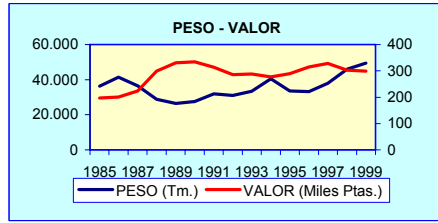


**PUERTOS DE TATARIDAD AUTONOMA**

**TABLA 1.1. RESUMEN TOTAL ANUAL**

AÑO	PESO (Tm.)	VALOR (Miles Ptas.)	PRECIO MEDIO (Ptas.)
1985	36.348,41	7.165.908	197
1986	41.443,11	8.318.490	201
1987	36.526,13	8.190.369	224
1988	28.901,66	8.658.529	300
1989	26.429,01	8.749.507	331
1990	27.571,44	9.206.013	334
1991	31.998,74	10.028.943	313
1992	31.061,53	8.892.966	286
1993	33.361,25	9.599.001	288
1994	40.536,65	11.216.519	277
1995	33.643,78	9.751.639	290
1996	33.127,06	10.424.545	315
1997	37.849,01	12.432.131	328
1998	45.941,77	13.905.019	303
1999	49.401,33	14.777.997	299



**TABLA 1.2. RESUMEN POR CATEGORÍAS (PECES, MOLUSCOS, CRUSTACEOS)**

AÑO	PECES			MOLUSCOS			CRUSTACEOS		
	PESO (Tm.)	VALOR (Miles Ptas.)	PRECIO (Ptas./ Kg.)	PESO (Tm.)	VALOR (Miles Ptas.)	PRECIO (Ptas./ Kg.)	PESO (Tm.)	VALOR (Miles Ptas.)	PRECIO (Ptas./ Kg.)
1985	28.567,49	4.422.474	155	6.673,34	1.796.204	269	1.107,59	947.230	855
1986	31.150,03	5.277.843	169	9.473,29	2.064.867	218	819,79	975.780	1.190
1987	27.708,10	5.544.076	200	7.884,19	1.713.188	217	933,84	933.105	999
1988	20.536,60	5.286.740	257	7.387,97	2.168.220	293	977,10	1.203.569	1.232
1989	20.009,82	5.265.358	263	5.267,39	2.113.200	401	1.151,81	1.370.948	1.190
1990	21.740,65	5.763.691	265	4.759,51	1.923.592	404	1.071,28	1.518.729	1.418
1991	25.746,52	6.360.369	247	4.874,73	1.738.246	357	1.377,49	1.930.327	1.401
1992	22.260,94	5.028.615	226	7.656,90	2.041.821	267	1.143,69	1.822.530	1.594
1993	24.056,85	5.403.950	225	8.098,49	2.126.016	263	1.205,91	2.069.035	1.716
1994	27.635,45	5.839.043	211	11.408,97	2.894.410	254	1.492,23	2.483.066	1.664
1995	24.453,51	5.412.325	221	8.202,17	2.582.654	315	988,11	1.756.660	1.778
1996	25.110,54	6.675.203	266	7.044,99	2.032.046	288	971,54	1.717.296	1.768
1997	28.482,60	8.318.136	292	8.282,93	2.049.126	247	1.083,49	2.064.870	1.906
1998	36.311,30	9.713.276	268	8.092,38	2.133.685	264	1.538,09	2.058.058	1.338
1999	38.703,49	9.434.084	244	8.841,76	2.595.855	294	1.856,08	2.748.058	1.481

**TABLA 1.3. EVOLUCIÓN DE LA FLOTA OPERATIVA**

AÑO	DOTADAS CON MOTOR				NO DOTADAS CON MOTOR				TOTAL			
	BARCOS (N°)	ARQUEO TRB	POTENCIA CV	TRIP	BARCOS (N°)	ARQUEO TRB	POTENCIA CV	TRIP	BARCOS (N°)	ARQUEO TRB	POTENCIA CV	TRIP
1985	1.714	32.021	202.835	10.425	276	381	0	404	1.990	32.402	202.835	10.829
1986	1.720	32.495	207.508	10.073	281	389	0	412	2.001	32.885	207.508	10.485
1987	1.601	30.631	201.253	8.740	286	398	0	420	1.887	31.029	201.253	9.160
1988	1.612	30.680	202.388	8.751	284	371	0	407	1.896	31.050	202.388	9.158
1989	1.613	30.588	203.127	8.751	279	337	0	388	1.892	30.925	203.127	9.139
1990	1.613	30.350	201.975	8.651	278	331	0	385	1.891	30.681	201.975	9.036
1991	1.624	30.696	203.926	8.702	278	331	0	385	1.902	31.026	203.926	9.087
1992	1.596	29.557	198.187	8.487	277	327	0	384	1.873	29.884	198.187	8.871
1993	1.580	28.830	193.528	8.295	280	330	0	388	1.860	29.160	193.528	8.683
1994	1.559	27.475	186.994	8.023	276	327	0	382	1.835	27.802	186.994	8.405
1995	1.563	27.581	187.253	8.014	272	322	0	378	1.835	27.903	187.253	8.392
1996	1.553	25.549	178.803	7.864	267	314	0	371	1.820	25.863	178.803	8.235
1997	1.556	24.889	176.105	7.821	264	306	0	364	1.820	25.195	176.105	8.185
1998	1.539	24.197	171.431	7.559	261	298	0	357	1.800	24.495	171.431	7.916
1999	1.491	22.916	163.167	7.190	257	293	0	350	1.748	23.209	163.167	7.540

PUERTOS DE TITULARIDAD AUTONOMICA

TABLA 1.4. DATOS POR ESPECIES. AÑOS 1985-1989

ESPECIE	FAO	1985		1986		1987		1988		1989	
		PESO (Kg.)	VALOR (Miles Ptas.)	PESO (Kg.)	VALOR (Miles Ptas.)	PESO (Kg.)	VALOR (Miles Ptas.)	PESO (Kg.)	VALOR (Miles Ptas.)	PESO (Kg.)	VALOR (Miles Ptas.)
ACEDIA	CET	514.564	247.951	421.034	246.100	559.736	273.334	519.368	311.818	543.140	333.680
AGUJA	BEN	21.432	1.336	3.006	394	163.805	11.489	75.790	5.831	128.187	5.318
ALACHA	SAA	7.770	88			8.640	234	84.590	2.405	212.910	9.072
ALOSAS	TSO										
ANCHOVA	BLU	64.561	3.488	75.452	10.176	39.560	4.841	24.687	3.725	49.437	5.975
ANGUILA	ELE										
ARAÑAS	WEX	3.128	489	747	70	714	43	2.039	359	4.963	831
ATUN	BFT	243.260	46.363	138.372	42.254	146.717	24.822	119.748	39.649	293.628	106.905
BABOSAS	BLE					1.400	159	380	62	845	123
BACALADILLA	WHB	219.389	35.831	114.907	20.183	344.809	45.802	194.648	39.975	123.235	30.102
BACORETA	LTA	35.520	2.145							61.953	9.293
BAILA	SPU	1.806	759	1.136	396	882	346	1.031	475	2.033	1.061
BESUGO BLANCO	SBA	797.148	206.628	816.926	253.317	778.652	271.809	642.174	213.033	939.121	275.841
BOCANEGRA	SHO										
BODIONES	WRA										
BOGA	BOG	645.284	15.981	621.744	22.668	554.389	22.268	488.194	20.467	300.557	11.284
BONITO	BON	430.005	81.518	252.745	56.097	447.954	66.233	267.003	58.269	132.102	25.888
BOQUERON	ANE	3.445.722	910.603	4.291.574	1.292.034	4.205.891	1.510.730	3.424.141	1.306.709	2.484.551	1.018.520
BRECA	PAC	490.885	114.047	479.987	166.132	450.788	172.660	302.886	151.459	306.671	159.083
BROTOLAS	FOX	38.271	14.784	34.884	14.830	56.683	24.947	52.258	28.724	59.130	31.498
BURRO	GBR	63	10	201	57	7.438	2.569	10.019	3.016	18.435	9.588
BURRO LISTADO	GRA										
CABALLAS	MAZ	2.638.280	168.079	4.887.621	307.415	3.874.637	226.268	1.662.760	162.653	2.458.791	201.268
CABRILLA	CBR										
CACHUCHO	DEL							17	5	450	228
CARAMEL-CHUCLAS	PIC	78.566	4.338	53.873	2.597	47.010	2.174	55.740	3.391	30.650	2.280
CAZON	GAG	390	91	1.150	563	1.917	857	8.265	3.883	19.184	9.219
CHERNA	WRF	1.824	1.077	1.895	1.574	1.981	1.162	3.707	5.522	2.032	2.659
CHOPA	BRB										
CHUCHOS	SRX	475	0			1.125	185	167	33	1.999	536
CINTA	PRC										
CONGRIO	COE	39.068	7.189	30.434	6.534	27.561	9.025	19.294	5.174	45.030	10.641
CORVALLO	CBM										
CORVAS	CDX	1.933	475	1.595	454	121	44			430	186
CORVINA	MGR	36.673	13.501	37.755	17.869	28.198	15.390	22.783	18.102	11.858	13.039
DENTONES-HURTA	DEX,REA	22.896	12.552	25.415	20.481	30.380	26.724	3.301	4.978	15.616	24.998
DENTONES-PARGO	DEX,RPG	357	196								
DORADA	SBG	19.731	8.609	24.151	18.040	36.238	34.570	26.462	34.223	16.052	16.515
ESCOLARES	GEP										
ESCUALOS DIVERSOS	SKH	334.866	97.580	303.850	89.481	286.518	96.868	178.939	68.460	188.421	75.729
ESPETON	BAR							3.242	455	5.810	737
FALSO ABADEJO	GPX							144	129	461	414
FANECA	BIB	3.304	517	1.921	423	4.162	917	1.238	238	2.870	2.143
GALLINETA	BRF	8.981	3.138	3.075	1.528	8.974	3.625	6.848	3.716	7.409	4.004
GARAPELLO	PAR	876	278	884	331	3.164	1.599	3.788	2.148	6.090	5.010
HERRERA	SSB	46.004	9.477	118.881	35.698	152.439	67.881	184.090	91.467	195.194	102.129
HURTA	REA					777	1.034	1.347	2.177		
JAPUTA	POA	4.210	752	2.525	592	2.561	698	1.961	411	8.153	1.338
JURELES	JAX	2.483.904	322.085	1.219.095	230.649	1.323.246	231.376	1.371.765	289.354	1.255.796	327.695
LAMPUGA	DOL										
LENGUADOS	SOX	254.228	224.288	241.574	232.479	238.137	252.057	201.751	241.478	155.076	219.439
LISAS	MUL	12.757	985	105.368	7.967	38.602	4.465	29.125	3.694	28.863	3.293
LISTADO	SKJ	169	0	30.825	3.840	425	123	177	57	225	41
LUBINA	BSS	38.142	14.301	54.015	32.585	39.947	27.187	23.190	18.987	15.781	14.941
MARRAJO-TINTORERA	SMA,BSH	5.130	2.039	30.289	13.831	33.017	17.535	19.464	9.328	198.621	18.726
MELVA	BLT	1.132.981	146.719	819.940	116.509	799.655	94.196	869.285	123.445	530.724	48.992
MERLUZA	HKE	824.412	344.062	738.041	364.454	704.680	384.893	679.206	424.471	494.933	357.823
MERO	GPD	10.465	9.355	13.164	12.257	12.193	12.241	7.970	11.005	6.396	8.024
MIELGAS	DGS										
MOJARRA	SRG	12.379	1.435	4.696	566	2.379	310	2.569	318	3.487	392
MORENA	MUI	5.400	1.264	1.350	522	1.969	643	5.205	1.029	2.052	408
OBLADA	SBS					1.410	141	11.700	726	5.820	324
PALOMETA	POP					89	40	2.907	585	3.317	879
PALOMETON	LEE	537	186	99	33	1.812	679				
PAPARDA	SAU	775	212								
PARGO-BOCINEGRO	RPG	119.671	55.764	126.528	68.962	147.831	93.996	93.596	77.012	96.184	97.979
PARGO-SAMA DE PLUMA	DEP	3.182	2.019	1.094	771	794	613	329	306	275	310
PARRACHO	BLL										
PECES LOBO	GRV										
PECES MARINOS	MZZ	2.962.884	312.886	2.823.926	380.469	2.575.009	335.141	3.026.720	429.680	3.120.118	488.469
PEJERREY	SIL										
PELUDA	MSF	120.676	41.763	93.371	35.029	121.284	46.783	42.365	21.183	46.345	21.139
PEZ BALLESTA	TRI										
GALLOS-PEZ DE SAN PEDRO	JOD,LEZ	129.703	54.888	115.221	49.504	144.796	63.352	96.429	47.618	91.261	47.025
PEZ ESPADA	SWO	118.648	83.549	128.054	90.448	83.767	74.455	244.130	158.136	108.656	102.570
PEZ LIMON	AMB	58.276	15.592			31.536	8.865	10.396	5.438	33.446	17.815
PEZ MARTILLO	SPZ										
PEZ RATA	URA										
PEZ SABLE	SFS			207	10	5.598	557	69.414	13.580	150.090	29.039
PINTARROJAS	SCL			588	311	663	104	8.132	1.399	1.812	321
QUELVACHO	GUP										
RAPES	MNZ	159.858	56.068	185.456	87.324	232.152	124.057	145.913	91.212	216.411	140.138
RASCACIOS	SCS	5.116	714	1.430	700	748	136	1.194	163	577	118
RAYAS	RAJ	25.727	4.216	22.254	7.639	26.474	8.105	48.632	8.188	42.482	10.419
RAYAS-MANTAS	BAI	16.695	2.789	11.900	1.600	25.304	2.989	546	102	1.038	79
RODABALLOS	LEF	2.276	1.590	558	295	1.709	2.116	94.620	23.202	2.612	2.925
RONCADOR	BGR	25.522	2.836	109.649	13.293	25.480	3.585	4.274	716	141.526	28.590
RUBIOS	GUX	723	187	188	66	331	146	982	226	5.123	1.092
SALEMA	SLM	26.385	1.532	11.840	748	22.257	2.440	22.672	1.687	85.475	6.560

SALMONETES	MUX	732.444	292.750	327.039	259.809	403.280	304.871	393.620	323.405	415.245	364.720
SALTON	SAN										
SAPO	TDF										
SARDINA	PIL	8.866.611	371.035	10.973.331	569.276	8.252.957	473.139	4.534.572	325.551	4.009.221	361.271
SARGO BREADO	SBZ					1.478	653	1.415	707		
SARGOS	SWA	167.325	40.535	203.241	65.793	122.286	48.926	74.550	36.806	61.708	35.995
SERRANOS	BAS	1.144	16	38	10	2.648	341	1.569	227	441	40
SOLLA	PLE										
TAPACULOS	FLX	3.092	1.047	3.624	1.195	2.745	1.029	2.805	2.466	1.377	462
TEMLADERA	TOE	37.068	1.786	3.761	418	3.115	301	60	2	36	3
TINTORERA	BSH										
VERRUGATO	COC										
VERRUGATO DE CANARIAS	UCA										
VIEJA	DEN							65	39		
VORAZ-BESUGO	SBR	5.939	2.111	537	193	479	187	238	72	409	169
ZORROS	THR										
<b>TOTAL PECES</b>		<b>28.567.485</b>	<b>4.422.474</b>	<b>31.150.030</b>	<b>5.277.843</b>	<b>27.708.101</b>	<b>5.544.076</b>	<b>20.536.601</b>	<b>5.286.740</b>	<b>20.009.817</b>	<b>5.265.358</b>
ALMEJA BABOSA	CTS	38.897	10.641	10.067	4.094	15.534	8.909	2.797	1.563	80.855	75.541
ALMEJA CHOCHA	TPS	501.041	85.037	456.900	103.200	327.924	88.256	215.631	66.184	157.768	51.399
ALMEJA FINA	CTG	68.741	48.597	54.987	48.665	16.898	12.353	58.035	59.600	2.600	650
ALMEJA JAPONESA	CTH										
ALMEJAS	CLX							7.190	505	7.217	574
ALMEJON-BOLO	CLJ	59.335	8.421	96.600	17.400	96.917	18.647	95.073	22.709	28.169	6.377
BERBERECHO	COC	12.000	240	1.148.644	31.108	224.299	6.210			18.692	935
BIGARO	PEE										
BUSANO	MUE										
CALAMARES	SQC	466.040	283.262	514.143	300.888	454.465	327.544	519.479	414.009	373.804	333.721
CAÑAILLA	MSH	10.659	2.044	1.692	530	7.780	3.968	6.975	3.604	11.556	5.277
CARACOLAS	GAS	400	12					50	2	250	29
CASTAÑUELAS	CTL										
CHIRLA	SVE	529.123	139.008	632.757	193.627	156.889	62.490	368.536	146.480	572.844	237.720
CHOCO	CTC	573.610	208.015	432.996	186.110	654.096	282.755	612.902	283.580	521.971	268.766
CHOPOS-CHOPITOS	CTL	50.520	16.361	11.493	4.366	12.596	5.173	13.458	5.975	5.724	2.742
CLICA	CLB	3.148	243								
CONCHA FINA	CLV	442.382	44.584	777.724	85.401	499.425	62.400	653.381	91.842	406.760	71.490
COQUINAS	DON	70.221	37.490	100.258	57.896	76.782	47.606	108.856	75.943	87.140	56.606
CORRUCO	COZ	457.090	13.714	2.148.141	67.620	2.543.259	85.803	1.501.503	79.018	11.779	577
LONGUEIRON	RAE										
MEJILLON	MSX			1.040	465						
MOLUSCOS MARINOS	MOL	22.588	6.034	157.954	14.570	39.280	24.808	65.651	33.513	219.657	66.832
NAVAJAS	SOI	339.657	77.323	121.440	48.859	267.160	60.605	258.375	68.544	45.842	13.759
OSTION	OYG					7.955	485				
OSTRA	OYF										
PIRULO	CLK			18.315	2.620	1.620	394	12.714	3.537	14.007	4.861
POTAS	OMZ	2.738	559	4.648	1.093	3.940	913	12.555	2.658	11.643	2.737
PULPO	OCC	2.831.175	760.345	2.688.566	857.711	2.352.506	577.464	2.699.734	770.260	2.617.015	898.465
PUNTILLITAS	SQQ			7.924	5.547	15.172	12.415				
RELOJ	DOQ					36.711	5.234	9.564	732	10.158	1.219
VIEIRA	SCE	193.972	54.272	87.000	33.100	72.982	18.754	165.086	37.947	61.220	12.893
VOLADORES	SQM							420	16	720	31
<b>TOTAL MOLUSCOS</b>		<b>6.673.337</b>	<b>1.796.204</b>	<b>9.473.289</b>	<b>2.064.867</b>	<b>7.884.190</b>	<b>1.713.188</b>	<b>7.387.965</b>	<b>2.168.220</b>	<b>5.267.391</b>	<b>2.113.200</b>
BOGAVANTE	LBE	3.843	4.921	3.642	4.616	2.272	5.435	5.902	13.735	2.648	9.966
BUEY	CRE										
CAMARONES	PAL	33.724	19.292	57.119	36.169	168.579	85.058	157.491	96.055	81.166	57.923
CANGREJOS DE MAR	CRA	1.424	140	25	2	1.311	1.034	184	131	82	64
CARABINERO	SSH			255	510	410	349	1.265	1.983	3.640	10.834
CENTOLLA	SCR	1.186	287	780	255	818	256	2.511	833	3.366	1.545
CIGALA	NEP	38.941	50.536	52.486	77.548	54.731	94.247	38.393	90.850	44.255	124.540
CRUSTACEOS MARINOS	CRU	15.495	1.478	22.167	8.454	29.428	5.181	19.090	2.458	77.711	5.899
GALERA	MTS	364.723	59.664	266.541	54.195	356.261	71.548	302.861	68.451	362.439	86.156
GAMBA	DPS	550.222	573.840	295.997	479.943	234.210	411.402	336.255	606.348	462.965	743.855
LANGOSTAS	CRW	1.476	1.916	4.176	7.883	636	1.665	1.207	2.092	1.356	2.923
LANGOSTINO	TGS	96.495	235.155	116.521	306.036	85.179	256.932	111.937	320.633	112.177	327.243
NECORAS	SWM	57	0,10	80	170						
SASTRE	LOQ										
<b>TOTAL CRUSTACEOS</b>		<b>1.107.586</b>	<b>947.230</b>	<b>819.789</b>	<b>975.780</b>	<b>933.835</b>	<b>933.105</b>	<b>977.096</b>	<b>1.203.569</b>	<b>1.151.805</b>	<b>1.370.948</b>
<b>TOTAL T. AUTONOMICA</b>		<b>36.348.408</b>	<b>7.165.908</b>	<b>41.443.108</b>	<b>8.318.490</b>	<b>36.526.126</b>	<b>8.190.369</b>	<b>28.901.662</b>	<b>8.658.529</b>	<b>26.429.013</b>	<b>8.749.507</b>

PUERTOS DE TITULARIDAD AUTONOMICA

TABLA 1.4. DATOS POR ESPECIES. AÑOS 1990-94

ESPECIE	FAO	1990		1991		1992		1993		1994	
		PESO (Kg.)	VALOR (Miles Ptas.)	PESO (Kg.)	VALOR (Miles Ptas.)	PESO (Kg.)	VALOR (Miles Ptas.)	PESO (Kg.)	VALOR (Miles Ptas.)	PESO (Kg.)	VALOR (Miles Ptas.)
ACEDIA	CET	452.993	352.444	325.740	277.635	341.851	299.497	205.046	219.732	123.504	142.924
AGUJA	BEN	172.520	2.243	965	555	373.006	34.325	14.549	3.145	54.079	9.503
ALACHA	SAA			180.675	9.974	1.455	49	12.300	635	178.875	6.358
ALOSAS	TSD			15	7	4	2	13	7	278	35
ANCHOVA	BLU	179.694	11.866	51.306	7.151	88.493	10.471	108.500	8.394	59.773	9.913
ANGUILA	ELE									10	8
ARAÑAS	WEX	30.000	3.291	65.876	6.723	21.582	3.222	45.506	8.650	46.972	11.241
ATUN	BFT	183.195	97.989	60.053	27.873	91.215	46.466	127.193	70.170	204.495	128.163
BABOSAS	BLE			35.222	3.533			33.477	4.835	45.174	7.538
BACALADILLA	WHB	61.367	22.621	186.987	27.920	678.815	120.317	318.028	63.738	532.666	80.900
BACORETA	LTA	22.000	990					2.219	467		
BAILA	SPU	3.013	1.555	14.962	8.762	13.750	8.354	8.860	5.675	6.129	3.849
BESUGO BLANCO	SBA	879.816	236.553	683.904	199.618	657.016	190.443	1.057.456	275.812	923.968	255.778
BOCANEGRA	SHO							3.793	1.686	2.273	1.126
BODIONES	WRA										
BOGA	BOG	232.471	11.726	259.136	10.306	173.753	8.814	188.196	6.868	211.067	7.512
BONITO	BON	57.625	17.666	22.453	6.175	28.200	9.268	17.765	4.472	63.881	16.805
BOQUERON	ANE	2.490.516	927.026	4.218.928	1.583.283	1.195.683	451.696	1.068.097	364.572	4.694.359	1.171.651
BRECA	PAC	440.259	239.236	280.286	176.388	276.832	164.268	335.679	166.101	211.121	105.051
BROTOLAS	FOX	56.163	31.722	36.482	23.222	88.784	37.807	86.319	43.409	100.791	55.707
BURRO	GBR	26.182	14.313	30.049	8.718	33.806	9.494	43.199	10.968	44.050	12.360
BURRO LISTADO	GRA										
CABALLAS	MAZ	1.545.112	109.782	1.014.339	84.824	1.079.764	71.630	2.555.075	120.640	2.437.114	152.629
CABRILLA	CBR										
CACHUCHO	DEL	1.355	1.117			2.901	336			10	5
CARAMEL-CHUCLAS	PIC	18.595	1.446	9.688	1.096	32.288	2.820	15.591	1.207	23.337	2.796
CAZON	GAG	18.480	16.003	36.408	17.425	55.665	30.872	55.612	26.038	41.918	20.560
CHERNA	WRF	973	1.197	8.192	8.029	713	815	1.548	1.646	296	328
CHOPA	BRB							8.662	3.021	13.767	2.148
CHUCHOS	SRX	822	159	2.094	236	40	14	1.233	153	749	94
CINTA	PRC										
CONGRIO	COE	14.657	3.626	16.998	5.803	20.031	6.613	32.452	10.072	47.240	12.343
CORVALLO	CBM										
CORVAS	CDX	88	26					10	4	22	8
CORVINA	MGR	22.643	20.053	22.313	16.243	26.149	19.997	26.773	19.596	40.582	29.360
DENTONES-HURTA	DEX,REA	31.259	49.393	18.714	27.152	22.002	35.231	9.980	12.641	13.389	18.609
DENTONES-PARGO	DEX,RPC	4.716	7.138	5.915	6.942	6.988	7.749	2.828	2.745	2.817	2.588
DORADA	SBG	24.509	28.778	14.180	20.274	10.502	15.691	12.973	15.950	10.940	12.594
ESCOLARES	GEP									20	2
ESCUALOS DIVERSOS	SKH	180.464	73.123	140.091	61.680	104.570	42.773	89.227	36.768	49.321	21.910
ESPETON	BAR			2.427	512	2.496	432	2.450	488	1.446	358
FALSO ABADEJO	GPX	465	485	854	782	777	745	389	339	448	461
FANECA	BIB	3.877	888	643	199	2.223	668	1.712	524	594	213
GALLINETA	BRF	8.888	5.349	6.971	6.038	7.834	6.802	8.492	5.862	8.285	5.447
GARAPELLO	PAR	4.432	2.363	3.750	2.140	3.045	1.685	1.429	443	517	211
HERRERA	SSB	231.933	130.949	141.581	70.357	102.484	49.894	269.124	121.860	183.027	80.842
HURTA	REA	718	1.286	1.030	1.704	780	1.283			983	1.193
JAPUTA	POA	27.061	12.133	939	298	666	169	2.465	783	990	276
JURELES	JAX	1.295.394	294.150	1.542.618	380.198	2.143.882	338.263	4.762.453	573.556	4.737.550	600.220
LAMPUGA	DOL	20.177	7.007	764	243	187	48	327	112	394	137
LENGUADOS	SOX	165.942	221.771	128.623	204.165	139.364	196.871	163.713	211.654	155.435	181.917
LISAS	MUL	37.786	6.046	32.046	3.963	135.539	7.223	42.184	3.494	43.009	3.570
LISTADO	SKJ	1.795	192	1.035	273	196	18	92.255	118.671	1.818	391
LUBINA	BSS	21.224	25.057	7.728	9.738	8.254	11.466	6.170	7.844	8.059	8.248
MARRAJO-TINTORERA	SMA,BSH	15.255	6.483	14.097	5.511	25.181	9.833	33.949	13.651	31.331	13.457
MELVA	BLT	865.067	96.773	340.849	29.021	278.927	34.834	75.562	8.914	329.889	39.091
MERLUZA	HKE	634.004	481.766	664.384	521.846	719.627	568.176	897.235	620.028	612.150	449.393
MERO	GPD	6.858	8.539	5.954	6.959	5.603	7.026	3.931	4.942	3.177	3.920
MIELGAS	DGS									2.077	684
MOJARRA	SRG	1.564	189	5.463	689	3.910	230	12.960	2.520	50.846	7.494
MORENA	MUI	2.816	708	2.604	330	3.348	512	4.100	526	3.002	412
OBLADA	SBS			3.780	270	2.280	143	3.405	345	3.375	308
PALOMETA	POP	40	26	660	94	1.241	160	305	53	2.096	736
PALOMETON	LEE										
PAPARDA	SAU			78.100	5.178			126.047	14.729	864	108
PARGO-BOCINEGRO	RPG	117.937	126.473	74.003	69.572	93.302	88.715	103.923	79.331	103.679	77.663
PARGO-SAMA DE PLUMA	DEP	488	570	4.066	4.261	6.547	6.408	6.415	6.208	3.038	3.150
PARRACHO	BLL			1.855	2.026	3.710	4.052			170	215
PECES LOBO	GRV										
PECES MARINOS	MZZ	3.252.058	483.315	3.095.604	560.492	2.235.350	408.236	2.272.590	380.005	1.617.591	369.570
PEJERREY	SIL									8.471	1.383
PELUDA	MSF	55.537	28.741	66.289	33.145	73.296	33.310	43.435	20.768	13.874	8.319
PEZ BALLESTA	TRI									2.106	375
GALLOS-PEZ DE SAN PEDRO	JOD,LEZ	132.165	75.101	134.000	81.326	107.365	79.347	97.807	72.628	72.118	55.857
PEZ ESPADA	SWO	134.643	122.149	170.153	166.132	161.889	153.892	356.979	279.938	305.525	289.795
PEZ LIMON	AMB	13.459	10.184	24.312	14.984	15.184	10.361	12.152	8.741	5.769	4.173
PEZ MARTILLO	SPZ			2.308	582	4.615	1.164	31	17		
PEZ RATA	URA			3.770	873	7.540	1.746			676	293
PEZ SABLE	SFS	237.205	40.719	159.057	52.502	97.867	17.603	239.094	45.920	251.034	28.875
PINTARROJAS	SCL	8.787	2.363	4.300	711	12.211	3.528	15.962	4.127	20.469	6.054
QUELVACHO	GUP							244	67		
RAPES	MNZ	279.804	186.947	284.493	177.243	300.206	186.330	321.169	210.337	182.666	123.610
RASCACIOS	SCS	938	144	4.239	1.407	6.535	2.150	6.203	1.890	6.236	2.192
RAYAS	RAJ	54.594	11.323	76.871	13.801	84.386	16.458	50.585	12.352	70.270	17.719
RAYAS-MANTAS	BAI	503	84	931	135	157	38	472	89	1.369	275
RODABALLOS	LEF	823	1.089	496	652	530	697	4.955	6.241	2.258	2.678
RONCADOR	BGR	70.773	14.294	25.620	4.652	34.351	5.475	86.448	19.236	28.625	7.170
RUBIOS	GUX	3.216	1.074	6.495	2.864	17.527	6.447	14.708	5.890	17.896	6.993
SALEMA	SLM	63.265	5.612	59.161	4.544	41.136	3.915	219.941	34.071	19.672	1.884

SALMONETES	MUX	492.058	451.680	387.177	382.641	366.338	375.923	368.723	334.062	306.725	278.358
SALTON	SAN									723.150	81.418
SAPO	TDF									119	5
SARDINA	PIL	6.216.009	545.219	10.309.755	825.827	9.473.118	703.222	6.650.068	559.119	7.364.484	690.076
SARGO BREADO	SBZ	891	435	1.180	604	940	502	555	266	525	282
SARGOS	SWA	96.711	59.545	86.878	50.416	65.882	36.266	81.075	37.857	80.989	42.247
SERRANOS	BAS	1.873	267	386	113	64	20	141	28		
SOLLA	PLE									46	22
TAPACULOS	FLX	964	369	111	68	245	157	1.470	752	570	453
TEMLADERA	TOE	71	6	255	6	61	2	302	18	2.312	574
TINTORERA	BSH			10.736	1.378	21.643	2.798	51.390	7.770	17.078	3.478
VERRUGATO	COC										
VERRUGATO DE CANARIAS	UCA										
VIEJA	DEN										
VORAZ-BESUGO	SBR	9.091	10.749	23.148	29.359	14.916	14.127	50.688	54.800	31.616	29.244
ZORROS	THR					330	212	512	263	7.970	2.222
<b>TOTAL PECES</b>		<b>21.740.646</b>	<b>5.763.691</b>	<b>25.746.520</b>	<b>6.360.369</b>	<b>22.260.943</b>	<b>5.028.615</b>	<b>24.056.853</b>	<b>5.403.950</b>	<b>27.635.447</b>	<b>5.839.043</b>
ALMEJA BABOSA	CTS	98.162	31.949	88.707	18.818	32.556	6.550	61.049	14.125	86	27
ALMEJA CHOCHA	TPS	112.736	39.864	15.560	7.601	24.950	15.265	683.977	60.944	3.760.765	373.500
ALMEJA FINA	CTG	18.186	24.650	5.915	6.005	40.691	13.153	38.597	9.264	476	259
ALMEJA JAPONESA	CTH										
ALMEJAS	CLX	18.040	1.888					46.528	24.630	24.400	11.045
ALMEJON-BOLO	CLJ	17.781	5.554	16.672	5.042	20.164	7.833	4.781	1.627	13.383	2.892
BERBERECHO	COC							3.750	300	13.361	660
BIGARO	PEE										
BUSANO	MUE	1.063	979					5	5		
CALAMARES	SQC	339.695	306.515	408.486	293.543	299.136	248.820	298.163	222.719	195.290	148.504
CAÑAILLA	MSH	3.310	3.238	5.779	1.949	4.445	6.118	62.119	5.356	33.028	14.991
CARACOLAS	GAS	257	77	31.279	10.845	1.792	673	629	240	546	228
CASTAÑUELAS	CTL									17.410	12.586
CHIRLA	SVE	983.421	327.925	1.042.535	317.732	1.151.396	292.603	1.034.442	188.430	1.173.448	243.891
CHOCO	CTC	637.621	318.938	709.036	348.316	477.319	229.667	852.788	380.800	556.760	306.803
CHOPOS-CHOPITOS	CTL	33.572	17.871	45.124	22.105	190.805	90.366	82.700	37.897	37.634	22.556
CLICA	CLB	220	66							233.875	11.443
CONCHA FINA	CLV	642.530	114.837	480.893	89.373	314.039	90.469	278.043	80.393	320.546	68.267
COQUINAS	DON	62.107	49.735	102.914	65.571	141.343	97.746	174.677	101.015	189.581	107.825
CORRUCO	COZ					1.980.993	142.335	525.682	36.798	586.273	38.110
LONGUEIRON	RAE									2.598	314
MEJILLON	MSX										
MOLUSCOS MARINOS	MOL	14.425	6.347	268	167	81.978	33.041	93.352	20.144	65.327	11.485
NAVAJAS	SOI	2.885	721					20	9	544	78
OSTION	OYG			16	4						
OSTRA	OYF										
PIRULO	CLK	15.644	9.425	5.849	2.523						
POTAS	OMZ	12.032	3.019	17.832	4.155	68.714	11.902	4.578	1.094	6.451	1.674
PULPO	OCC	1.722.469	653.108	1.868.676	539.468	2.763.256	735.977	3.269.565	851.250	3.469.977	1.369.616
PUNTILLITAS	SQQ			355	320	343	308	347	311	10.054	14.565
RELOJ	DOQ	13.080	1.367	24.175	2.358	12.533	1.253	11.252	916	11.281	1.806
VIEIRA	SCE	8.808	4.102	4.593	2.344	49.590	17.563	571.274	87.740	685.879	131.287
VOLADORES	SQM	1.470	1.418	65	7	856	178	170	9		
<b>TOTAL MOLUSCOS</b>		<b>4.759.514</b>	<b>1.923.592</b>	<b>4.874.729</b>	<b>1.738.246</b>	<b>7.656.899</b>	<b>2.041.821</b>	<b>8.098.488</b>	<b>2.126.016</b>	<b>11.408.973</b>	<b>2.894.410</b>
BOGAVANTE	LBE	4.569	11.574	3.327	10.438	3.953	10.714	2.226	9.014	2.967	8.410
BUEY	CRE										
CAMARONES	PAL	87.307	67.051	100.779	51.880	129.042	55.208	113.386	61.394	115.006	93.177
CANGREJOS DE MAR	CRA	3.195	86	480	49	118	9	672	92	468	56
CARABINERO	SSH	865	966	270	719	368	1.091	2.001	928	70	92
CENTOLLA	SCR	3.953	1.527	4.772	2.249	3.484	1.672	5.652	2.292	3.938	1.526
CIGALA	NEP	104.412	225.101	147.101	344.766	171.552	432.553	253.109	656.217	229.065	572.957
CRUSTACEOS MARINOS	CRU	36.362	15.692	34.765	2.192	193.890	39.487	104.654	26.364	117.607	112.146
GALERA	MTS	300.603	77.112	291.201	74.869	169.741	49.821	135.497	43.412	60.582	40.544
GAMBA	DPS	332.779	654.674	630.974	1.032.547	356.917	913.856	534.623	1.056.416	870.756	1.406.322
LANGOSTAS	CRW	3.444	9.077	2.781	8.200	3.075	8.814	1.498	3.876	1.448	3.587
LANGOSTINO	TGS	193.761	455.760	160.974	402.202	111.534	309.254	52.590	209.012	90.296	244.139
NECORAS	SWM									23	85
SASTRE	LOQ	25	110	65	217	13	51	4	17	6	24
<b>TOTAL CRUSTACEOS</b>		<b>1.071.275</b>	<b>1.518.729</b>	<b>1.377.489</b>	<b>1.930.327</b>	<b>1.143.687</b>	<b>1.822.530</b>	<b>1.205.912</b>	<b>2.069.035</b>	<b>1.492.232</b>	<b>2.483.066</b>
<b>TOTAL T. AUTONOMICA</b>		<b>27.571.435</b>	<b>9.206.013</b>	<b>31.998.738</b>	<b>10.028.943</b>	<b>31.061.529</b>	<b>8.892.966</b>	<b>33.361.253</b>	<b>9.599.001</b>	<b>40.536.652</b>	<b>11.216.519</b>

**PUERTOS DE TITULARIDAD AUTONOMICA**

**TABLA 1.4. DATOS POR ESPECIES. AÑOS 1995-99**

ESPECIE	FAO	1995		1996		1997		1998		1999	
		PESO (Kg.)	VALOR (Miles Ptas.)	PESO (Kg.)	VALOR (Miles Ptas.)	PESO (Kg.)	VALOR (Miles Ptas.)	PESO (Kg.)	VALOR (Miles Ptas.)	PESO (Kg.)	VALOR (Miles Ptas.)
ACEDIA	CET	185.439	208.742	235.302	191.462	387.420	298.972	191.962	168.955	273.835	188.311
AGUJA	BEN	17.420	7.345	330.053	49.920	189.370	25.153	32.597	7.905	427.767	15.779
ALACHA	SAA	119.920	5.327	42.922	2.070	279.104	16.059	363.540	12.157	244.445	9.030
ALOSAS	TSO	24	12			18	4	10.049	3.032	23	2
ANCHOVA	BLU	24.416	6.889	18.118	6.131	44.946	16.585	14.696	7.048	33.689	13.184
ANGUILA	ELE								0		
ARAÑAS	WEX	69.047	16.120	47.664	11.557	56.415	13.298	43.188	12.861	388.674	94.257
ATUN	BFT	279.090	211.527	158.366	135.339	301.419	265.376	556.133	438.110	719.976	574.667
BABOSAS	BLE	47.285	7.144	45.398	7.718	35.476	6.187	37.932	6.150	102	19
BACALADILLA	WHB	260.677	58.391	335.154	71.885	610.424	79.271	112.462	38.304	432.577	64.459
BACORETA	LTA	393	162					2.976	449		
BAILA	SPU	6.797	3.725	1.790	795	11.726	5.819	15.438	7.226	13.930	7.393
BESUGO BLANCO	SBA	886.948	250.235	774.173	208.238	765.337	228.697	564.416	179.570	458.509	169.211
BOCANEGRA	SHO	1.218	574	62	27				0	4	8
BODIONES	WRA	262	61			115	31		0	175	73
BOGA	BOG	249.257	9.956	164.291	6.648	198.306	6.893	205.489	8.792	151.888	6.662
BONITO	BON	51.235	17.136	50.542	17.759	40.487	18.552	69.611	37.097	103.239	25.497
BOQUERON	ANE	3.172.568	656.333	4.786.095	1.630.816	8.457.527	2.926.808	15.418.836	3.533.251	17.391.704	3.836.402
BRECA	PAC	206.968	116.633	249.545	129.196	237.244	151.549	222.961	161.143	167.274	127.018
BROTOLAS	FOX	88.296	53.988	82.789	56.350	87.802	56.449	62.332	40.184	83.460	48.885
BURRO	GBR	49.594	14.644	78.610	23.146	107.624	38.356	120.602	52.092	47.108	21.301
BURRO LISTADO	GRA								0	350	40
CABALLAS	MAZ	3.483.185	152.595	1.580.391	92.153	1.296.871	69.418	1.318.370	80.541	907.511	66.172
CABRILLA	CBR			3.603	694	10.354	2.352	790	178		
CACHUCHO	DEL			742	597	4	2	11	8	24	10
CARAMEL-CHUCLAS	PIC	14.795	2.086	11.992	1.569	9.666	1.224	8.058	1.886	30.266	3.770
CAZON	GAG	34.182	16.606	51.007	24.160	55.728	28.054	63.326	32.357	23.714	14.052
CHERNA	WRF	344	355	541	477	856	842	562	636	3.907	4.202
CHOPA	BRB	10.276	1.102	6.774	1.008	13.908	1.607	13.091	1.580	24.688	3.070
CHUCHOS	SRX	493	46	1.009	109	138	57	97	26	2.142	277
CINTA	PRC					22.035	703		0		
CONGRIO	COE	51.622	12.538	50.030	10.327	109.282	24.749	96.247	25.442	32.119	10.191
CORVALLO	CBM					1.459	187		0		
CORVAS	CDX	66	17	87	30	332	134	64	18	36	6
CORVINA	MGR	45.626	30.622	54.288	34.457	113.395	81.102	144.688	105.913	120.086	97.661
DENTONES-HURTA	DEX.F	33.913	47.699	51.133	55.099	11.378	14.472	28.895	39.650	5.263	8.588
DENTONES-PARGO	DEX.F	1.634	1.648	1.421	1.610	2.260	2.274	18.804	28.276	5.666	6.845
DORADA	SBG	17.514	20.880	57.320	64.329	34.152	43.648	17.371	24.246	9.042	9.646
ESCOLARES	GEP	8	3	149	15	559	57		0	30	7
ESCUALOS DIVERSOS	SKH	67.491	24.821	59.800	25.964	66.092	29.149	62.210	27.505	45.102	15.599
ESPETON	BAR	2.805	859	4.959	971	3.058	584	5.756	867	896	143
FALSO ABADAJE	GPX	311	350	653	671	7.865	693	1.358	1.215	156	183
FANECA	BIB	856	295	1.411	445	943	313	771	318	586	221
GALLINETA	BRF	7.756	6.177	5.623	4.217	17.041	12.419	11.893	10.488	16.943	16.979
GARAPELLO	PAR	926	451	812	368	6	5	103	41	5.351	2.872
HERRERA	SSB	274.231	135.241	216.388	110.293	218.595	131.824	147.070	102.087	124.854	92.822
HURTA	REA	1.393	1.570	1.317	1.446	44.342	53.669		0	415	217
JAPUTA	POA	2.937	869	3.560	841	331	92	4.742	1.763	2.485	731
JURELES	JAX	3.049.400	474.997	2.688.967	435.902	2.163.491	406.184	1.388.121	297.239	1.752.336	338.917
LAMPUGA	DOL	5.914	1.041	904	167	35	10	65	30	2.081	1.747
LENGUADOS	SOX	171.391	186.086	160.099	189.257	135.206	180.057	396.725	138.447	150.074	196.234
LISAS	MUL	92.778	7.472	82.010	6.807	93.745	7.179	99.320	7.325	174.168	10.426
LISTADO	SKJ	370	508	2.694	3.933	4.206	8.394	7.326	5.284	2.981	2.997
LUBINA	BSS	6.456	6.173	24.207	22.942	16.907	18.535	18.894	21.282	26.124	28.069
MARRAJO-TINTORERA	SMA.E	25.237	10.690	36.887	15.195	26.332	11.802	21.771	10.545	12.756	6.960
MELVA	BLT	1.247.117	150.254	1.532.810	131.064	431.028	61.794	874.096	120.408	884.367	110.041
MERLUZA	HKE	458.383	375.895	796.949	595.406	658.731	525.937	471.972	416.890	561.522	482.157
MERO	GPD	5.439	7.146	9.196	11.062	14.809	19.859	10.565	15.331	5.918	7.999
MIELGAS	DGS	455	129	843	230	254	63	140	36		
MOJARRA	SRG	54.452	8.630	22.660	3.811	30.441	4.674	75.401	10.307	121.662	14.449
MORENA	MUI	4.256	500	9.323	1.323	14.997	1.775	11.705	1.379	2.117	392
OBLADA	SBS	24.053	3.634	14.833	1.744	7.201	741	5.985	487	1.529	180
PALOMETA	POP	1.344	202	3.680	946	2.043	623	4.019	1.124	1.324	594
PALOMETON	LEE					540	231	1.606	412	82	18
PAPARDA	SAU	547	103						0		
PARGO-BOCINEGRO	RPG	106.386	87.390	111.626	87.208	163.060	177.200	156.929	175.136	64.869	76.340
PARGO-SAMA DE PLUMA	DEP	3.864	4.263	10.247	9.465	4.816	4.996	640	882	535	855
PARRAJO	BLL	187	281	72	113	240	260	51	94	46	39
PECES LOBO	GRV					95	36		0		
PECES MARINOS	MZZ	1.517.202	422.687	1.756.489	395.999	1.133.746	254.921	1.514.571	880.994	834.678	207.044
PEJERREY	SIL	13.823	1.557	1.154	256	1.012	171	376	44	907	104
PELUDA	MSF	20.201	11.685	53.365	16.282	46.763	15.710	39.393	18.317	48.736	21.900
PEZ BALLESTA	TRI	17.407	4.308	7.224	1.416	6.448	2.063	397	132	2.385	876
GALLOS-PEZ DE SAN PEDRO	JOD.L	68.910	55.052	107.234	77.845	75.298	51.046	75.059	54.634	95.227	67.328
PEZ ESPADA	SWO	393.620	319.017	372.295	332.528	530.555	509.845	477.015	490.924	187.381	209.394
PEZ LIMON	AMB	8.389	3.672	9.604	6.475	12.313	8.861	19.411	13.396	5.682	4.147
PEZ MARTILLO	SPZ	334	107	150	65				0	626	186
PEZ RATA	URA	727	292	390	235	770	300	416	246		
PEZ SABLE	SFS	215.973	23.665	1.050.688	122.023	814.609	90.603	990.174	101.750	1.079.900	206.519
PINTARROJAS	SCL	24.146	7.164	34.569	9.560	37.700	11.221	59.188	20.856	52.647	16.500
QUELVACHO	GUP	19	2						0	19	9
RAPES	MNZ	125.143	96.323	110.023	83.710	95.836	77.179	109.190	87.354	82.763	77.438
RASCACIOS	SCS	3.275	1.070	2.275	758	4.125	1.670	5.569	2.584	6.264	2.610
RAYAS	RAJ	81.987	21.535	81.084	19.542	85.406	20.193	100.515	27.286	88.777	19.720
RAYAS-MANTAS	BAI	2.016	823	844	177	914	161	431	75		
RODABALLOS	LEF	1.769	1.190	1.079	935	6.708	3.013	9.585	6.202	400	582
RONCADOR	BGR	32.447	8.854	27.226	7.901	52.635	13.250	56.011	15.907	38.266	9.883
RUBIOS	GUX	12.532	5.853	11.085	4.900	37.893	9.034	33.349	15.991	10.452	5.407
SALEMA	SLM	78.510	5.656	64.230	4.206	39.724	3.012	34.500	3.100	39.915	3.646

SALMONETES	MUX	330.250	275.606	247.337	224.212	294.508	270.466	234.841	247.566	289.113	377.448
SALTON	SAN	52.587	8.580	288.695	20.902	1.107.190	71.374	177.355	20.833		
SAPO	TDF	1.806	766	44	3	30	4	160	19		
SARDINA	PIL	6.257.184	609.896	5.481.751	630.396	6.279.133	707.428	8.626.544	1.120.339	9.563.114	1.191.084
SARGO BREADO	SBZ	720	360	1.040	465	954	487		0		
SARGOS	SWA	101.155	53.627	248.118	169.304	120.038	71.698	113.671	73.651	91.159	54.738
SERRANOS	BAS	54	20	28	3			5	1	14.593	1.912
SOLLA	PLE			105	81	233	146	35	27		
TAPACULOS	FLX	675	506	626	459	169	142		0		
TEMLADERA	TOE	4.237	932	504	53	155	31	46	12	766	106
TINTORERA	BSH	14.430	2.794	29.925	4.946	29.013	4.033	20.948	3.232	6.773	5.739
VERRUGATO	COC	1.711	671			4.195	1.429	4.758	1.513	1.364	590
VERRUGATO DE CANARIAS	UCA	2.302	1.537	205	145	2.414	1.496	307	285	16.630	11.244
VIEJA	DEN	3.349	3.865			3.923	3.820		0	1.589	1.932
VORAZ-BESUGO	SBR	35.160	34.302	36.063	38.800	21.200	21.012	72.658	84.006	74.051	98.072
ZORROS	THR	2.211	1.184	11.197	3.147	17.405	8.279		0	4.809	3.050
<b>TOTAL PECES</b>		<b>24.453.508</b>	<b>5.412.325</b>	<b>25.110.537</b>	<b>6.675.203</b>	<b>28.482.602</b>	<b>8.318.136</b>	<b>36.311.304</b>	<b>9.713.276</b>	<b>38.703.488</b>	<b>9.434.084</b>
ALMEJA BABOSA	CTS	215.498	43.215	6.083	1.315	491	136	140	28	18	4
ALMEJA CHOCHA	TPS	1.586.836	210.059	411.103	88.730	353.732	86.923	231.085	74.906	160.430	60.611
ALMEJA FINA	CTG			2.396	536	6.820	5.081	80.367	25.932	83	78
ALMEJA JAPONESA	CTH					90	35		0		
ALMEJAS	CLX	5.126	1.420			114	126	1.813	805	4.394	2.569
ALMEJON-BOLO	CLJ	10.504	2.424	7.634	2.261	25.849	7.442	20.405	8.802	31.351	14.791
BERBERECHO	COC	1.920	142	77	45	607.378	56.171	14.980	1.756	1.018	72
BIGARO	PEE					465	198		0		
BUSANO	MUE	91	339	192	188	347	246	5.829	1.445	264	206
CALAMARES	SQC	203.072	145.807	229.413	155.822	220.128	170.939	191.398	180.367	250.198	254.331
CAÑAILLA	MSH	47.201	13.903	52.609	21.244	25.126	15.697	12.382	10.037	23.915	12.911
CARACOLAS	GAS	1.735	519	3.256	829	744	224	1.272	622	406	166
CASTAÑUELAS	CTL	30.674	24.135	8.240	6.598	6.326	4.958		0	4.742	3.190
CHIRLA	SVE	1.305.679	221.501	1.744.083	411.071	1.658.755	413.725	3.177.173	759.742	3.386.810	818.187
CHOCO	CTC	553.043	329.046	473.017	279.108	588.218	336.929	651.494	347.989	544.102	313.013
CHOPOS-CHOPITOS	CTL	55.853	33.832	60.096	37.282	72.702	49.794	25.346	16.170	56.180	40.990
CLICA	CLB	177.060	9.635	8.090	407				0		
COCHA FINA	CLV	208.831	48.622	283.683	61.899	285.648	68.209	157.582	34.546	157.020	45.158
COQUINAS	DON	48.973	39.790	21.110	21.036	29.486	30.136	41.028	38.580	45.078	45.192
CORRUCO	COZ	837.542	54.458	2.258.630	139.220	3.343.405	204.144	1.883.737	119.570	2.004.371	136.368
LONGUEIRON	RAE	180	59	1.955	483	880	337		0		
MEJILLON	MSX							294	544		
MOLUSCOS MARINOS	MOL	18.624	4.772	27.867	6.266	21.601	4.977	677.244	51.218	11.017	3.564
NAVAJAS	SOI	114	17	37.564	7.394	9.954	2.556		0		
OSTION	OYG								0		
OSTRA	OYF	600	162						0		
PIRULO	CLK	115	23					22	15		
POTAS	OMZ	8.648	2.806	22.429	5.805	93.729	17.562	284.359	55.514	268.656	51.374
PULPO	OCC	2.818.519	1.358.996	1.328.475	753.652	810.805	505.414	596.900	365.711	1.842.451	738.484
PUNTILLITAS	SQQ	15.450	21.353	12.784	17.172	36.159	37.595	23.538	32.435	25.522	44.018
RELOJ	DOQ	4.070	368	1.287	201				0	1.347	935
VIEIRA	SCE	46.133	15.243	42.910	13.482	60.275	24.610	13.990	6.953	22.352	9.621
VOLADORES	SQM	75	10	2	3	23.699	4.962		0	34	24
<b>TOTAL MOLUSCOS</b>		<b>8.202.166</b>	<b>2.582.654</b>	<b>7.044.985</b>	<b>2.032.046</b>	<b>8.282.926</b>	<b>2.049.126</b>	<b>8.092.377</b>	<b>2.133.685</b>	<b>8.841.756</b>	<b>2.595.855</b>
BOGAVANTE	LBE	2.389	7.358	2.607	8.731	3.214	8.563	1.725	4.886	1.570	5.632
BUEY	CRE					13	37		0		
CAMARONES	PAL	104.058	92.826	92.832	93.571	95.876	107.894	102.825	105.409	87.113	133.097
CANGREJOS DE MAR	CRA	700	92	474	50	503	112	301	55	57	21
CARABINERO	SSH	1.106	1.479	1.980	2.690	5.388	11.582	5.369	12.159	1.965	2.928
CENTOLLA	SCR	6.349	1.850	11.894	2.653	8.550	2.585	6.167	2.046	3.773	1.385
CIGALA	NEP	79.882	175.989	25.701	64.033	23.011	56.317	28.617	62.266	47.282	126.503
CRUSTACEOS MARINOS	CRU	23.652	4.007	18.058	2.456	23.489	3.234	50.085	8.453	82.674	11.779
GALERA	MTS	52.466	23.472	34.732	20.626	41.431	32.870	29.545	26.436	598	450
GAMBA	DPS	530.307	1.037.899	566.130	1.035.682	613.046	1.196.506	1.043.763	1.216.649	1.478.487	1.949.038
LANGOSTAS	CRW	1.382	3.418	5.202	5.258	2.084	5.662	2.118	5.878	2.027	6.457
LANGOSTINO	TGS	185.771	408.179	211.913	481.519	266.863	639.475	267.517	613.698	150.460	510.554
NECORAS	SWM	46	90,95	12	26	17	32	61	123	78	214
SASTRE	LOQ								0		
<b>TOTAL CRUSTACEOS</b>		<b>988.108</b>	<b>1.756.660</b>	<b>971.535</b>	<b>1.717.296</b>	<b>1.083.485</b>	<b>2.064.870</b>	<b>1.538.092</b>	<b>2.058.058</b>	<b>1.856.084</b>	<b>2.748.058</b>
<b>TOTAL T. AUTONOMICA</b>		<b>33.643.782</b>	<b>9.751.639</b>	<b>33.127.057</b>	<b>10.424.545</b>	<b>37.849.013</b>	<b>12.432.131</b>	<b>45.941.773</b>	<b>13.905.019</b>	<b>49.401.328</b>	<b>14.777.997</b>



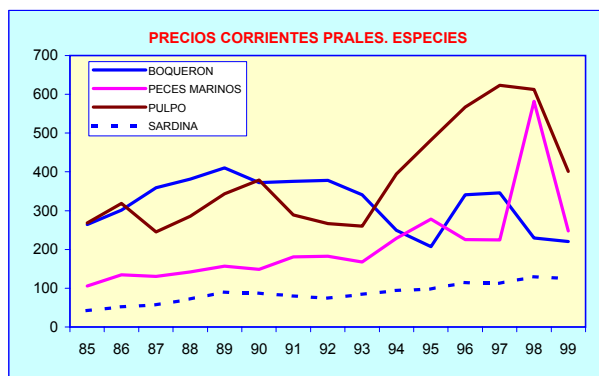
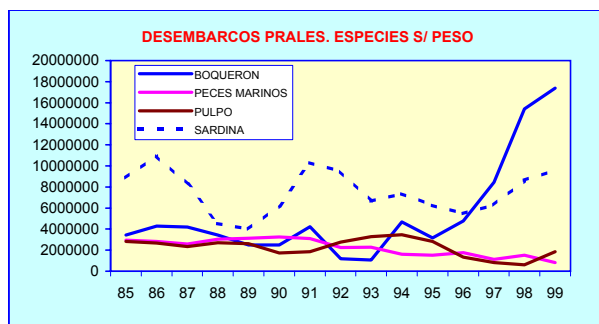
**PUERTOS DE LA REPUBLICA AUTONOMA**

**TABLA 1.5. PRINCIPALES ESPECIES SEGÚN PESO (MEDIAS QUINQUENALES PARA PESO Y VALOR)**

ESPECIE	FAO	85-89			90-94			95-99		
		PESO MEDIO		VALOR MEDIO	PESO MEDIO		VALOR MEDIO	PESO MEDIO		VALOR MEDIO
		(Kg.)	(% s/ total)	(Miles Ptas.)	(Kg.)	(% s/ total)	(Miles Ptas.)	(Kg.)	(% s/ total)	(Miles Ptas.)
BESUGO BLANCO	SBA	794.804	2,34%	244.126	840.432	2,55%	231.641	689.877	1,73%	207.190
BOQUERON	ANE	3.570.376	10,52%	1.207.719	2.733.517	8,31%	899.646	9.845.346	24,69%	2.516.722
CABALLAS	MAZ	3.104.418	9,15%	213.137	1.726.281	5,25%	107.901	1.717.266	4,31%	92.176
CHIRLA	SVE	452.030	1,33%	155.865	1.077.048	3,27%	274.116	2.254.500	5,65%	524.845
CORRUCO	COZ	1.332.354	3,93%	49.346	618.590	1,88%	43.449	2.065.537	5,18%	130.752
JURELES	JAX	1.530.761	4,51%	280.232	2.896.379	8,80%	437.277	2.208.463	5,54%	390.648
MELVA	BLT	830.517	2,45%	105.972	378.059	1,15%	41.726	993.884	2,49%	114.712
PECES MARINOS	MZZ	2.901.731	8,55%	389.329	2.494.639	7,58%	440.324	1.351.337	3,39%	432.329
PULPO	OCC	2.637.799	7,77%	772.849	2.618.789	7,96%	829.884	1.479.430	3,71%	744.451
SARDINA	PIL	7.327.338	21,60%	420.054	8.002.687	24,32%	664.692	7.241.545	18,16%	851.828
<b>TOTAL GENERAL</b>		<b>33.929.663</b>	<b>100,00%</b>	<b>8.216.561</b>	<b>32.905.921</b>	<b>100,00%</b>	<b>9.788.689</b>	<b>39.871.115</b>	<b>100,00%</b>	<b>12.247.032</b>

**TABLA 1.6. PRINCIPALES ESPECIES SEGÚN VALOR (MEDIAS QUINQUENALES PARA PESO Y VALOR)**

ESPECIE	FAO	85-89			90-94			95-99		
		PESO MEDIO	VALOR MEDIO		PESO MEDIO	VALOR MEDIO		PESO MEDIO	VALOR MEDIO	
			(Kg.)	(Miles Ptas.)		(% s/ total)	(Kg.)		(Miles Ptas.)	(% s/ total)
BOQUERON	ANE	3.570.376	1.207.719	14,70%	2.733.517	899.646	9,19%	9.845.346	2.516.722	20,55%
CHIRLA	SVE	452.030	155.865	1,90%	1.077.048	274.116	2,80%	2.254.500	524.845	4,29%
GAMBA	DPS	375.930	563.077	6,85%	545.210	1.012.763	10,35%	846.347	1.287.155	10,51%
JURELES	JAX	1.530.761	280.232	3,41%	2.896.379	437.277	4,47%	2.208.463	390.648	3,19%
LANGOSTINO	TGS	104.462	289.200	3,52%	121.831	324.073	3,31%	216.505	530.685	4,33%
MERLUZA	HKE	688.146	375.141	4,57%	705.480	528.242	5,40%	589.511	479.257	3,91%
PECES MARINOS	MZZ	2.901.731	389.329	4,74%	2.494.639	440.324	4,50%	1.351.337	432.329	3,53%
PULPO	OCC	2.637.799	772.849	9,41%	2.618.789	829.884	8,48%	1.479.430	744.451	6,08%
SALMONETES	MUX	454.326	309.111	3,76%	384.204	364.533	3,72%	279.210	279.060	2,28%
SARDINA	PIL	7.327.338	420.054	5,11%	8.002.687	664.692	6,79%	7.241.545	851.828	6,96%
<b>TOTAL GENERAL</b>		<b>33.929.663</b>	<b>8.216.561</b>	<b>100,00%</b>	<b>32.905.921</b>	<b>9.788.689</b>	<b>100,00%</b>	<b>39.871.115</b>	<b>12.247.032</b>	<b>100,00%</b>





**FUERTOS DE AUTONOMIA**

**TABLA 1.7. ESTRUCTURA DE LA FLOTA POR MODALIDADES (1989, 1999 Y VARIACIÓN)**

VARIABLES	ARRASTRE			CERCO			OTRAS MODALIDADES			TODAS LAS MODALIDADES		
	1989	1999	VARIAC. (%)	1989	1999	VARIAC. (%)	1989	1999	VARIAC. (%)	1989	1999	VARIAC. (%)
Nº DE BARCOS	403	337	-16,38	213	190	-12,11	1.276	1.221	-4,31	1.892	1.748	-7,61
ARQUEO (TRB)	16.717	12.207	-26,98	8.741	5.831	-49,91	5.467	5.172	-5,40	30.925	23.209	-24,95
POTENCIA (CV)	102.301	79.128	-22,65	54.189	40.272	-34,56	46.637	43.767	-6,15	203.127	163.167	-19,67
TRIP. (Nº)	2.790	2.293	-17,81	2.230	1.745	-27,79	3.191	3.062	-4,04	8.211	7.100	-13,53

**TABLA 1.9. INDICE DE PRECIOS PERCIBIDOS (IPP), SEGÚN MODALIDAD Y TOTAL**

AÑO	INDICE DE PRECIOS PERCIBIDOS				PRECIOS CONSTANTES (BASE 1992)			
	PECES	MOLUSCOS	CRUSTACEOS	TOTAL	PECES	MOLUSCOS	CRUSTACEOS	TOTAL
1985	60,86	86,79	54,72	65,20	137,48	231,44	872,00	186,66
1986	77,36	99,22	72,87	81,16	174,76	264,58	1161,24	232,37
1987	80,22	99,58	77,46	83,84	181,21	265,55	1234,33	240,04
1988	92,44	107,94	83,83	93,99	208,81	287,84	1335,85	269,11
1989	103,16	120,73	85,21	103,20	233,03	321,94	1357,83	295,48
1990	104,57	123,03	86,75	104,84	236,21	328,07	1382,48	300,15
1991	108,73	103,98	77,43	101,13	245,62	277,28	1233,83	289,55
1992	100,00	100,00	100,00	100,00	225,89	266,66	1593,56	286,30
1993	96,49	89,41	98,38	95,35	217,96	238,43	1567,68	272,98
1994	100,97	113,74	95,00	102,49	228,09	303,30	1513,88	293,43
1995	108,15	127,68	85,99	107,74	244,32	340,49	1370,35	308,47
1996	107,81	144,57	88,29	111,69	243,53	385,51	1407,01	319,77
1997	110,92	156,12	93,90	117,16	250,56	416,33	1496,35	335,43
1998	134,75	153,92	75,93	126,57	304,39	410,46	1209,98	362,37
1999	118,19	128,68	92,55	115,09	266,99	343,15	1474,90	329,50

