

PUERTOS DE DETINERÍA ESTATAL

TABLA 1.1. RESUMEN TOTAL ANUAL

| AÑO | PESO (Tm.) | VALOR (Miles Ptas.) | PRECIO MEDIO (Ptas.) |
|------|---------------|------------------------|-------------------------|
| 1985 | 107.465,25 | 28.158.028 | 262 |
| 1986 | 92.995,16 | 25.464.581 | 274 |
| 1987 | 94.900,57 | 29.686.806 | 313 |
| 1988 | 78.264,61 | 27.278.450 | 349 |
| 1989 | 76.636,81 | 28.758.194 | 375 |
| 1990 | 73.833,35 | 29.838.098 | 404 |
| 1991 | 74.751,34 | 30.584.055 | 409 |
| 1992 | 67.650,28 | 29.693.254 | 439 |
| 1993 | 68.697,56 | 27.030.801 | 393 |
| 1994 | 77.854,76 | 28.144.363 | 361 |
| 1995 | 64.322,41 | 22.280.668 | 346 |
| 1996 | 66.675,06 | 25.966.921 | 389 |
| 1997 | 58.445,66 | 21.001.096 | 359 |
| 1998 | 55.588,78 | 18.635.280 | 335 |
| 1999 | 53.648,05 | 17.265.228 | 322 |

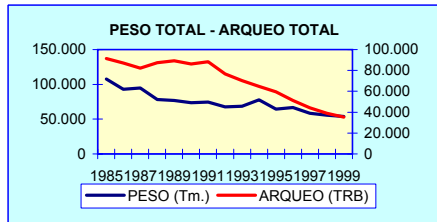
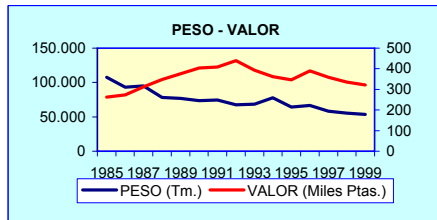


TABLA 1.2. RESUMEN POR CATEGORÍAS (PECES, MOLUSCOS, CRUSTACEOS)

| AÑO | PECES | | | MOLUSCOS | | | CRUSTACEOS | | |
|------|---------------|------------------------|------------------------|---------------|------------------------|------------------------|---------------|------------------------|------------------------|
| | PESO (Tm.) | VALOR (Miles Ptas.) | PRECIO (Ptas./ Kg.) | PESO (Tm.) | VALOR (Miles Ptas.) | PRECIO (Ptas./ Kg.) | PESO (Tm.) | VALOR (Miles Ptas.) | PRECIO (Ptas./ Kg.) |
| 1985 | 89.443,54 | 19.359.210 | 216 | 6.646,03 | 1.806.937 | 272 | 11.375,67 | 6.991.880 | 615 |
| 1986 | 82.608,30 | 19.487.152 | 236 | 5.493,20 | 1.794.419 | 327 | 4.893,66 | 4.183.010 | 855 |
| 1987 | 84.574,96 | 22.463.179 | 266 | 5.757,44 | 1.719.244 | 299 | 4.568,17 | 5.504.382 | 1.205 |
| 1988 | 67.966,26 | 19.775.540 | 291 | 6.008,53 | 1.979.565 | 329 | 4.289,82 | 5.523.345 | 1.288 |
| 1989 | 66.200,34 | 20.153.235 | 304 | 4.973,29 | 1.955.738 | 393 | 5.463,17 | 6.649.221 | 1.217 |
| 1990 | 65.466,38 | 22.043.290 | 337 | 4.628,67 | 2.155.500 | 466 | 3.738,30 | 5.639.309 | 1.509 |
| 1991 | 64.920,89 | 21.927.015 | 338 | 5.805,76 | 2.241.668 | 386 | 4.024,69 | 6.415.372 | 1.594 |
| 1992 | 59.915,85 | 22.030.531 | 368 | 4.621,50 | 1.940.735 | 420 | 3.112,93 | 5.721.988 | 1.838 |
| 1993 | 61.558,24 | 20.435.957 | 332 | 4.025,63 | 1.471.659 | 366 | 3.113,68 | 5.123.185 | 1.645 |
| 1994 | 66.915,58 | 20.782.836 | 311 | 6.060,36 | 1.812.425 | 299 | 4.878,82 | 5.549.102 | 1.137 |
| 1995 | 55.619,26 | 17.020.588 | 306 | 5.613,29 | 1.744.392 | 311 | 3.089,86 | 3.515.688 | 1.138 |
| 1996 | 58.308,72 | 19.437.801 | 333 | 4.332,27 | 1.538.280 | 355 | 4.034,07 | 4.990.841 | 1.237 |
| 1997 | 51.171,60 | 16.100.369 | 315 | 3.558,23 | 1.086.593 | 305 | 3.715,82 | 3.814.134 | 1.026 |
| 1998 | 47.896,88 | 13.345.138 | 279 | 3.681,76 | 840.322 | 228 | 4.010,14 | 4.449.820 | 1.110 |
| 1999 | 44.202,46 | 11.183.740 | 253 | 4.876,81 | 1.361.897 | 279 | 4.568,78 | 4.719.591 | 1.033 |

TABLA 1.3. EVOLUCIÓN DE LA FLOTA OPERATIVA

| AÑO | DOTADAS CON MOTOR | | | | NO DOTADAS CON MOTOR | | | | TOTAL | | | |
|------|-------------------|---------------|----------------|--------|----------------------|---------------|----------------|------|----------------|---------------|----------------|--------|
| | BARCOS (N°) | ARQUEO TRB | POTENCIA CV | TRIP | BARCOS (N°) | ARQUEO TRB | POTENCIA CV | TRIP | BARCOS (N°) | ARQUEO TRB | POTENCIA CV | TRIP |
| 1985 | 1.010 | 91.239 | 311.731 | 11.129 | 70 | 85 | 0 | 104 | 1.080 | 91.324 | 311.731 | 11.233 |
| 1986 | 969 | 87.047 | 306.629 | 10.237 | 70 | 85 | 0 | 104 | 1.039 | 87.132 | 306.629 | 10.341 |
| 1987 | 895 | 82.179 | 306.010 | 8.832 | 71 | 86 | 0 | 105 | 966 | 82.265 | 306.010 | 8.937 |
| 1988 | 939 | 87.393 | 331.285 | 9.381 | 71 | 86 | 0 | 105 | 1.010 | 87.479 | 331.285 | 9.486 |
| 1989 | 952 | 89.145 | 342.020 | 9.529 | 70 | 84 | 0 | 104 | 1.022 | 89.230 | 342.020 | 9.633 |
| 1990 | 942 | 86.171 | 332.460 | 9.298 | 70 | 84 | 0 | 104 | 1.012 | 86.255 | 332.460 | 9.402 |
| 1991 | 935 | 88.316 | 337.578 | 9.144 | 70 | 84 | 0 | 104 | 1.005 | 88.400 | 337.578 | 9.248 |
| 1992 | 877 | 76.735 | 301.792 | 8.332 | 70 | 84 | 0 | 104 | 947 | 76.819 | 301.792 | 8.436 |
| 1993 | 845 | 70.184 | 281.655 | 7.776 | 70 | 84 | 0 | 104 | 915 | 70.268 | 281.655 | 7.880 |
| 1994 | 816 | 64.637 | 263.569 | 7.287 | 71 | 85 | 0 | 105 | 887 | 64.722 | 263.569 | 7.392 |
| 1995 | 792 | 59.509 | 246.259 | 6.808 | 74 | 73 | 0 | 106 | 866 | 59.582 | 246.259 | 6.914 |
| 1996 | 761 | 51.069 | 221.334 | 6.293 | 74 | 74 | 0 | 106 | 835 | 51.143 | 221.334 | 6.399 |
| 1997 | 736 | 44.252 | 195.372 | 5.722 | 73 | 73 | 0 | 104 | 809 | 44.325 | 195.372 | 5.826 |
| 1998 | 697 | 38.996 | 174.179 | 5.168 | 72 | 71 | 0 | 103 | 769 | 39.067 | 174.179 | 5.271 |
| 1999 | 670 | 35.177 | 159.528 | 4.770 | 72 | 72 | 0 | 103 | 742 | 35.249 | 159.528 | 4.873 |

PUERTOS DE TITULARIDAD ESTATAL

TABLA 1.4. DATOS POR ESPECIES. AÑOS 1985-1989

| ESPECIE | FAO | 1985 | | 1986 | | 1987 | | 1988 | | 1989 | |
|-------------------------|---------|------------|---------------------|------------|---------------------|------------|---------------------|------------|---------------------|------------|---------------------|
| | | PESO (Kg.) | VALOR (Miles Ptas.) | PESO (Kg.) | VALOR (Miles Ptas.) | PESO (Kg.) | VALOR (Miles Ptas.) | PESO (Kg.) | VALOR (Miles Ptas.) | PESO (Kg.) | VALOR (Miles Ptas.) |
| ACEDIA | CET | 2.591.165 | 813.734 | 1.632.080 | 499.014 | 1.701.090 | 623.959 | 914.970 | 435.768 | 1.253.175 | 579.292 |
| AGUJA | BEN | 343.742 | 65.672 | 395.752 | 90.849 | 266.965 | 98.309 | 626.481 | 155.410 | 679.303 | 155.925 |
| ALACHA | SAA | 359.250 | 13.595 | 494.761 | 14.393 | 183.680 | 5.360 | 173.370 | 4.089 | 228.360 | 9.286 |
| ALOSAS | TSO | | | | | | | | | | |
| ANCHOVA | BLU | 243.440 | 19.936 | 131.200 | 5.500 | 263.415 | 16.848 | 65.625 | 5.117 | 68.810 | 4.380 |
| ANGUILA | ELE | | | | | 105 | 20 | | | 140 | 6 |
| ARAÑAS | WEX | 30.100 | 11.860 | 27.000 | 7.600 | 29.085 | 6.600 | 32.678 | 11.040 | 29.760 | 11.158 |
| ATUN | BFT | 582.902 | 124.284 | 1.534.884 | 580.387 | 2.069.979 | 445.203 | 1.612.995 | 625.779 | 3.553.857 | 1.004.139 |
| ATUN BLANCO | ALB | | | | | | | 5.925 | 3.377 | | |
| BACALADILLA | WHB | 4.373.841 | 473.885 | 4.681.348 | 673.277 | 5.885.444 | 700.156 | 2.593.415 | 408.543 | 1.969.075 | 293.504 |
| BACORETA | LTA | 1.645 | 138 | | | 455 | 66 | 1.715 | 219 | | |
| BAILA | SPU | | | | | | | | | | |
| BESUGO BLANCO | SBA | 1.291.182 | 372.113 | 856.486 | 302.004 | 990.441 | 352.779 | 924.467 | 333.832 | 772.674 | 289.351 |
| BOGA | BOG | 2.157.530 | 72.891 | 2.528.759 | 92.500 | 1.930.739 | 57.438 | 1.514.094 | 54.310 | 1.269.026 | 60.425 |
| BONITO | BON | 441.330 | 114.109 | 229.565 | 61.081 | 444.850 | 118.702 | 335.045 | 83.318 | 150.902 | 43.109 |
| BOQUERON | ANE | 11.126.682 | 2.971.061 | 7.035.323 | 2.256.862 | 6.477.852 | 2.657.314 | 5.623.114 | 2.433.167 | 4.701.535 | 2.038.228 |
| BRECA | PAC | 838.820 | 137.384 | 684.050 | 133.956 | 332.075 | 91.809 | 768.185 | 208.825 | 856.536 | 239.494 |
| BROTOLAS | FOX | 533.318 | 117.955 | 346.456 | 88.512 | 368.117 | 99.575 | 243.644 | 77.204 | 218.881 | 65.494 |
| BURRO | GBR | 8.680 | 1.133 | | | 20.545 | 2.156 | 10.850 | 1.577 | 15.085 | 2.321 |
| CABALLAS | MAZ | 4.250.953 | 337.935 | 4.029.385 | 359.787 | 6.046.171 | 537.317 | 3.970.031 | 406.686 | 2.377.191 | 298.635 |
| CABRILLA | CBR | | | | | | | | | | |
| CACHUCHO | DEL | 925.135 | 174.014 | 729.000 | 111.600 | 745.540 | 201.225 | 550.245 | 136.418 | 510.616 | 142.463 |
| CARAMEL-CHUCLAS | PIC | | | | | 540 | 162 | 1.130 | 329 | 6.580 | 3.290 |
| CAZON | GAG | | | 4.040 | 1.819 | 3.115 | 1.076 | 3.396 | 1.243 | | |
| CHERNA | WRF | 52.659 | 22.655 | 173.500 | 56.402 | 140.829 | 60.436 | 102.801 | 60.140 | 67.997 | 36.557 |
| CHOPA | BRB | | | | | | | | | | |
| CHUCHOS | SRX | 31.500 | 9.550 | 20.300 | 5.820 | 27.238 | 8.934 | 14.800 | 4.895 | | |
| CINTA | PRC | | | | | | | | | | |
| CONGRIO | COE | 395.478 | 67.718 | 381.750 | 61.972 | 310.107 | 54.083 | 206.986 | 40.506 | 152.692 | 28.601 |
| CORVINA | MGR | 282.119 | 75.830 | 342.221 | 98.613 | 165.755 | 66.909 | 104.834 | 69.828 | 316.464 | 147.916 |
| DENTONES-HURTA | DEX.F | 151.710 | 42.106 | 207.000 | 61.350 | 359.940 | 90.425 | 33.825 | 16.934 | 33.305 | 14.911 |
| DENTONES-PARGO | DEX.RPG | | | 1.150 | 668 | | | | | | |
| DORADA | SBG | 163.987 | 56.979 | 102.900 | 39.840 | 70.066 | 32.154 | 103.381 | 55.631 | 60.235 | 23.862 |
| ESCOLARES | GEP | | | | | | | 400 | 112 | | |
| ESCUALOS DIVERSOS | SKH | 2.766.856 | 867.786 | 2.416.057 | 763.462 | 2.811.831 | 812.145 | 2.626.235 | 849.263 | 1.809.834 | 671.661 |
| ESPETON | BAR | | | | | 4.880 | 662 | 7.560 | 1.080 | | |
| FALSO ABADEJO | GPX | 65.275 | 4.529 | | | 770 | 311 | | | 280 | 29 |
| FANECA | BIB | 527.541 | 67.199 | 432.471 | 59.652 | 398.514 | 52.591 | 214.740 | 39.346 | 285.530 | 55.713 |
| GALLINETA | BRF | 48.009 | 16.954 | 58.563 | 21.632 | 53.668 | 21.416 | 47.700 | 21.543 | 120.815 | 50.558 |
| GARAPELLO | PAR | | | | | | | | | | |
| GOBIDOS | GPA | | | | | | | | | | |
| HERRERA | SSB | 91.499 | 38.492 | 94.517 | 32.925 | 83.919 | 35.108 | 76.050 | 36.505 | 48.850 | 20.070 |
| HUEVAS | | | | | | | | | | | |
| HURTA | REA | | | | | | | | | | |
| JAPUTA | POA | 1.984.488 | 356.023 | 2.734.900 | 372.200 | 3.349.138 | 537.551 | 2.182.672 | 559.781 | 2.235.271 | 408.064 |
| JURELES | JAX | 4.902.079 | 484.688 | 3.866.766 | 498.885 | 4.129.380 | 581.529 | 3.718.911 | 566.134 | 2.563.598 | 401.481 |
| LAMPUGA | DOL | | | | | | | | | | |
| LENGUADOS | SOX | 2.523.471 | 1.281.713 | 2.316.762 | 1.068.918 | 2.132.278 | 1.120.476 | 1.512.582 | 892.176 | 1.466.015 | 913.928 |
| LISAS | MUL | 67.613 | 11.437 | 43.634 | 8.526 | 89.998 | 18.550 | 57.985 | 10.527 | 93.560 | 11.494 |
| LISTADO | SKJ | 185.693 | 22.603 | 58.550 | 7.641 | 11.265 | 1.432 | 30.171 | 4.708 | 126.716 | 23.587 |
| LUBINA | BSS | 27.140 | 30.583 | 13.800 | 9.840 | 9.723 | 7.693 | 4.103 | 2.308 | 2.785 | 1.333 |
| MARRAJO-TINTORERA | SMA.E | 76.220 | 18.692 | 120.683 | 30.730 | 196.638 | 54.219 | 413.330 | 60.543 | 207.854 | 80.145 |
| MELVA | BLT | 623.496 | 82.844 | 900.830 | 145.927 | 803.488 | 151.869 | 710.658 | 126.829 | 895.930 | 100.365 |
| MERLUZA | HKE | 19.097.428 | 5.515.683 | 20.181.373 | 6.383.597 | 21.223.287 | 7.054.510 | 18.585.455 | 5.909.280 | 18.677.453 | 5.612.399 |
| MERO | GPD | 95.777 | 73.296 | 102.835 | 77.834 | 66.868 | 64.229 | 62.694 | 53.424 | 84.526 | 79.193 |
| MIELGAS | DGS | | | | | | | | | | |
| MORENA | MUI | | | | | | | | | | |
| OBLADA | SBS | | | | | | | | | | |
| PALOMETA | POP | | | | | | | | | | |
| PALOMETON | LEE | 175 | 18 | | | 1.225 | 170 | 560 | 35 | 315 | 17 |
| PAPARDA | SAU | | | | | 5.915 | 1.243 | 2.275 | 160 | 1.505 | 148 |
| PARGO-BOCINEGRO | RPG | 519.413 | 291.507 | 491.051 | 248.712 | 614.877 | 383.785 | 445.132 | 296.671 | 499.516 | 322.336 |
| PARGO-SAMA DE PLUMA | DEP | | | | | | | 35 | 12 | 350 | 190 |
| PATUDO | BET | | | | | | | 70 | 19 | | |
| PECES LOBO | GRV | | | | | | | | | | |
| PECES MARINOS | MZZ | 7.264.629 | 1.034.957 | 5.673.690 | 954.654 | 5.835.771 | 1.291.535 | 5.165.286 | 1.254.259 | 6.646.274 | 1.751.237 |
| PEJERREY | SIL | | | | | | | | | | |
| PELUDA | MSF | | | | | | | | | | |
| PEZ BALLESTA | TRI | | | | | | | | | | |
| PEZ DE SAN PEDRO-GALLOS | JOD.L | 544.350 | 193.605 | 399.703 | 156.522 | 348.423 | 152.091 | 321.220 | 136.571 | 296.035 | 160.016 |
| PEZ ESPADA | SWO | 1.802.566 | 895.326 | 1.832.900 | 1.011.000 | 2.658.626 | 1.582.850 | 2.240.987 | 1.259.329 | 2.513.663 | 1.687.041 |
| PEZ LIMON | AMB | | | | | | | | | | |
| PEZ RATA | URA | | | | | | | | | | |
| PEZ SABLE | SFS | 70.971 | 10.107 | 42.115 | 5.838 | 39.130 | 5.811 | 21.308 | 4.145 | 7.195 | 1.621 |
| PINTARROJAS | SCL | 173.706 | 31.716 | 183.332 | 28.221 | 175.735 | 30.767 | 163.267 | 30.403 | 104.350 | 24.707 |
| QUELVACHO | GUP | | | | | | | | | | |
| RABIL | YFT | | | | | 140 | 97 | 35 | 3 | 70 | 9 |
| RAPES | MNZ | 1.177.176 | 407.679 | 1.072.702 | 404.958 | 901.679 | 433.799 | 776.142 | 419.657 | 892.273 | 487.140 |
| RASCACIOS | SCS | 327.458 | 74.951 | 331.600 | 77.070 | 296.396 | 99.835 | 215.553 | 81.828 | 219.018 | 78.484 |
| RAYAS | RAJ | 578.744 | 68.086 | 298.982 | 61.370 | 291.299 | 60.152 | 261.081 | 73.855 | 307.940 | 82.091 |
| RAYAS-MANTAS | BAI | 723.129 | 102.132 | 551.000 | 86.102 | 516.665 | 97.718 | 352.675 | 73.849 | 284.035 | 56.436 |
| RODABALLOS | LEF | 27.580 | 17.497 | 20.000 | 11.560 | 23.012 | 23.722 | 20.614 | 14.833 | 4.648 | 2.774 |
| RONCADOR | BGR | | | | | | | | | | |
| RUBIOS | GUX | 163.421 | 51.380 | 261.475 | 60.615 | 101.612 | 33.107 | 87.999 | 29.934 | 134.430 | 57.339 |
| SALEMA | SLM | 40.026 | 9.319 | 35.500 | 6.100 | 29.624 | 5.889 | 19.700 | 5.560 | 38.470 | 14.840 |
| SALMONETES | MUX | 793.134 | 356.231 | 710.387 | 330.731 | 780.216 | 402.459 | 690.114 | 427.134 | 557.630 | 390.803 |
| SAPO | TFD | | | | | | | | | | |
| SARDINA | PIL | 10.470.466 | 601.131 | 10.231.915 | 676.093 | 7.050.207 | 608.304 | 5.754.717 | 430.448 | 5.112.595 | 497.730 |
| SARGOS | SWA | 25.800 | 15.750 | 14.400 | 6.390 | 16.800 | 7.670 | 10.900 | 4.360 | 65 | 27 |

| | | | | | | | | | | | |
|-------------------------|-----|--------------------|-------------------|-------------------|-------------------|-------------------|-------------------|-------------------|-------------------|-------------------|-------------------|
| SERRANOS | BAS | 15.900 | 6.460 | 4.300 | 2.320 | 15.000 | 4.350 | 17.100 | 5.030 | | |
| TAPACULOS | FLX | | | | | | | | | | |
| TEMLADERA | TOE | 34.500 | 13.300 | 19.100 | 3.820 | 15.000 | 3.400 | 7.700 | 1.640 | | |
| TINTORERA | BSH | | | | | 84.960 | 8.246 | 101.010 | 10.319 | 29.200 | 3.127 |
| VORAZ-BESUGO | SBR | 430.646 | 208.997 | 523.500 | 269.500 | 557.393 | 378.465 | 476.818 | 440.716 | 632.045 | 610.429 |
| ZORROS | THR | | | | | 15.474 | 4.408 | 24.712 | 7.029 | 7.500 | 2.325 |
| TOTAL PECES | | 89.443.543 | 19.359.210 | 82.608.303 | 19.487.152 | 84.574.962 | 22.463.179 | 67.966.258 | 19.775.540 | 66.200.338 | 20.153.235 |
| ALMEJA BABOSA | CTS | | | | | 35 | 1 | | | 210 | 48 |
| ALMEJA CHOCHA | TPS | 2.835 | 143 | | | | | | | | |
| ALMEJA FINA | CTG | 3.840 | 1.070 | 22.790 | 7.971 | 26.705 | 9.960 | 21.023 | 11.063 | 23.825 | 14.696 |
| ALMEJAS | CLX | | | | | | | | | | |
| ALMEJON-BOLO | CLJ | | | | | 4.750 | 1.010 | 7.650 | 3.053 | | |
| BERBERECHO | COC | | | | | 105 | 77 | | | | |
| BIGARO | PEE | 3.675 | 164 | | | 2.450 | 168 | 8.245 | 787 | 1.225 | 187 |
| BUSANO | MUE | 18.500 | 12.050 | 12.400 | 8.740 | 16.200 | 8.780 | 11.600 | 5.355 | | |
| CALAMARES | SQC | 742.964 | 355.837 | 909.696 | 465.048 | 983.949 | 523.459 | 934.945 | 622.534 | 814.142 | 503.144 |
| CAÑAILLA | MSH | 26.400 | 8.878 | 22.360 | 6.314 | 20.500 | 4.300 | 14.100 | 3.150 | | |
| CARACOLAS | GAS | | | | | | | | | | |
| CHIRLA | SVE | 145.133 | 13.339 | 70.593 | 29.357 | 25.050 | 10.115 | 44.668 | 24.468 | 124.121 | 56.245 |
| CHOCO | CTC | 783.249 | 208.906 | 654.086 | 220.515 | 574.130 | 217.147 | 534.569 | 216.509 | 504.690 | 221.428 |
| CHOPOS-CHOPITOS | CTL | 1.386.033 | 420.671 | 916.277 | 304.087 | 724.189 | 251.165 | 918.678 | 335.730 | 971.736 | 343.439 |
| CONCHA FINA | CLV | | | 12.500 | 3.500 | 28.857 | 6.349 | 29.146 | 7.951 | 9.310 | 2.486 |
| COQUINAS | DON | | | | | | | 2.180 | 1.493 | 280 | 331 |
| CORRUCO | COZ | | | | | 230.800 | 10.240 | 463.500 | 23.739 | | |
| LONGUEIRON | RAE | | | | | | | | | | |
| MEJILLON | MSX | 73.320 | 4.171 | 17.800 | 4.850 | 20.155 | 4.133 | 24.040 | 5.629 | 35 | 2 |
| MOLUSCOS MARINOS | MOL | 82.290 | 21.713 | 189.300 | 26.900 | 45.950 | 15.284 | 61.490 | 17.121 | 51.055 | 19.557 |
| NAVAJAS | SOI | | | | | | | | | | |
| OSTION | OYG | | | | | | | | | | |
| OSTRA | OYF | | | | | | | | | | |
| PIRULO | CLK | | | | | | | | | | |
| POTAS | OMZ | 159.235 | 22.081 | 137.143 | 21.430 | 196.987 | 28.256 | 328.002 | 48.003 | 211.380 | 40.449 |
| PULPO | OCC | 3.190.531 | 733.479 | 2.526.259 | 695.106 | 2.772.948 | 614.942 | 2.479.023 | 630.794 | 2.125.825 | 724.694 |
| PUNTILLITAS | SQQ | | | | | | | | | | |
| RELOJ | DOQ | | | | | | | | | | |
| VIEIRA | SCE | 945 | 75 | | | 770 | 69 | 945 | 103 | 1.925 | 244 |
| VOLADORES | SQM | 27.080 | 4.361 | 2.000 | 600 | 82.910 | 13.790 | 124.730 | 22.084 | 133.535 | 28.788 |
| TOTAL MOLUSCOS | | 6.646.030 | 1.806.937 | 5.493.204 | 1.794.419 | 5.757.440 | 1.719.244 | 6.008.534 | 1.979.565 | 4.973.294 | 1.955.738 |
| BOGAVANTE | LBE | 14.677 | 13.781 | 10.000 | 16.800 | 12.709 | 11.996 | 11.968 | 13.455 | 9.747 | 4.655 |
| BUEY | CRE | 1.890 | 183 | | | 980 | 151 | | | 140 | 6 |
| CAMARONES | PAL | 823.958 | 336.676 | 594.736 | 247.916 | 679.474 | 305.983 | 637.174 | 319.108 | 571.749 | 303.665 |
| CANGREJOS DE MAR | CRA | 84.832 | 9.091 | 101.500 | 11.725 | 116.310 | 14.204 | 124.579 | 15.222 | 115.835 | 16.355 |
| CARABINERO | SSH | 1.052.952 | 539.741 | 419.123 | 378.865 | 551.582 | 605.138 | 514.322 | 621.868 | 527.773 | 583.129 |
| CENTOLLA | SCR | 9.730 | 1.939 | | | 9.899 | 1.971 | 7.082 | 1.713 | 3.374 | 903 |
| CIGALA | NEP | 725.044 | 725.443 | 669.972 | 873.974 | 718.566 | 1.178.195 | 579.548 | 1.219.984 | 619.512 | 1.253.191 |
| CRUSTACEOS MARINOS | CRU | 230.550 | 58.293 | 222.300 | 84.100 | 284.150 | 76.450 | 234.933 | 80.510 | 325.722 | 113.908 |
| GALERA | MTS | 61.095 | 8.060 | 40.620 | 5.093 | 63.620 | 9.642 | 54.100 | 9.418 | 69.080 | 9.307 |
| GAMBA | DPS | 7.627.767 | 4.729.274 | 2.321.629 | 2.052.663 | 1.859.496 | 2.894.660 | 1.871.294 | 2.752.805 | 2.945.785 | 3.886.735 |
| GAMBA ROJA | ARA | 1.855 | 278 | | | 735 | 563 | | | 175 | 20 |
| LANGOSTAS | CRW | 647.998 | 426.916 | 406.914 | 346.284 | 151.608 | 191.704 | 92.198 | 131.566 | 101.786 | 140.399 |
| LANGOSTINO | TGS | 92.836 | 142.190 | 106.862 | 165.590 | 117.850 | 213.447 | 161.431 | 357.611 | 172.180 | 336.900 |
| NECORAS | SWM | 490 | 18 | | | 980 | 106 | 1.190 | 86 | 280 | 36 |
| PERCEBE | PCB | | | | | 210 | 171 | | | 35 | 11 |
| SASTRE | LOQ | | | | | | | | | | |
| TOTAL CRUSTACEOS | | 11.375.674 | 6.991.880 | 4.893.656 | 4.183.010 | 4.568.169 | 5.504.382 | 4.289.819 | 5.523.345 | 5.463.173 | 6.649.221 |
| TOTAL T. ESTATAL | | 107.465.247 | 28.158.028 | 92.995.163 | 25.464.581 | 94.900.571 | 29.686.806 | 78.264.611 | 27.278.450 | 76.636.805 | 28.758.194 |

PUERTOS DE TITULARIDAD ESTATAL

TABLA 1.4. DATOS POR ESPECIES. AÑOS 1990-94

| ESPECIE | FAO | 1990 | | 1991 | | 1992 | | 1993 | | 1994 | |
|-------------------------|-------|------------|---------------------|------------|---------------------|------------|---------------------|------------|---------------------|------------|---------------------|
| | | PESO (Kg.) | VALOR (Miles Ptas.) | PESO (Kg.) | VALOR (Miles Ptas.) | PESO (Kg.) | VALOR (Miles Ptas.) | PESO (Kg.) | VALOR (Miles Ptas.) | PESO (Kg.) | VALOR (Miles Ptas.) |
| ACEDIA | CET | 1.765.185 | 817.805 | 2.297.780 | 1.090.378 | 1.469.800 | 877.609 | 1.676.028 | 845.523 | 2.421.788 | 960.749 |
| AGUJA | BEN | 209.675 | 149.728 | 76.625 | 42.316 | 298.351 | 274.767 | 109.605 | 92.191 | 52.783 | 42.147 |
| ALACHA | SAA | 247.300 | 13.570 | 316.756 | 17.653 | 327.532 | 16.507 | 346.644 | 19.977 | 435.167 | 23.937 |
| ALOSAS | TSO | | | | | | | | | | |
| ANCHOVA | BLU | 33.935 | 8.181 | 44.695 | 2.668 | 1.940 | 320 | 393.510 | 105.684 | 697.170 | 172.938 |
| ANGUILA | ELE | | | | | | | | | | |
| ARAÑAS | WEX | 27.720 | 9.996 | 35.150 | 14.073 | 37.350 | 15.025 | 8.700 | 2.980 | 25.454 | 12.323 |
| ATUN | BFT | 3.079.309 | 1.305.842 | 2.928.225 | 1.172.335 | 3.272.155 | 1.218.363 | 1.705.751 | 555.402 | 687.357 | 258.768 |
| ATUN BLANCO | ALB | 74.800 | 48.620 | | | 74.400 | 48.620 | | | | |
| BACALADILLA | WHB | 1.215.469 | 236.356 | 2.120.832 | 379.248 | 2.280.515 | 506.150 | 1.542.371 | 412.512 | 1.181.579 | 229.509 |
| BACORETA | LTA | 1.645 | 118 | 1.260 | 301 | 30 | 3 | 30 | 5 | | |
| BAILA | SPU | | | | | | | | | 2.496 | 1.476 |
| BESUGO BLANCO | SBA | 737.776 | 332.511 | 889.876 | 407.997 | 684.488 | 363.201 | 833.462 | 414.334 | 1.214.139 | 451.971 |
| BOGA | BOG | 1.134.063 | 80.630 | 923.935 | 44.493 | 911.646 | 47.355 | 864.513 | 56.434 | 1.103.801 | 65.533 |
| BONITO | BON | 94.114 | 27.950 | 179.063 | 45.250 | 104.419 | 42.361 | 207.335 | 116.170 | 144.326 | 33.162 |
| BOQUERON | ANE | 4.191.476 | 1.917.095 | 5.714.661 | 2.107.536 | 3.897.607 | 1.612.617 | 2.436.583 | 1.136.019 | 4.709.332 | 1.854.624 |
| BRECA | PAC | 1.540.994 | 543.447 | 622.148 | 218.576 | 456.277 | 182.116 | 422.880 | 176.663 | 321.828 | 120.854 |
| BROTOLAS | FOX | 327.571 | 128.480 | 343.230 | 170.872 | 641.607 | 275.445 | 742.689 | 338.979 | 883.353 | 355.645 |
| BURRO | GBR | 11.690 | 1.612 | 7.575 | 999 | 30 | 14 | 1.390 | 119 | 1.873 | 312 |
| CABALLAS | MAZ | 2.605.067 | 406.379 | 2.104.011 | 349.147 | 1.186.790 | 184.095 | 1.524.754 | 181.439 | 3.451.679 | 251.550 |
| CABRILLA | CBR | | | | | | | | | | |
| CACHUCHO | DEL | 400.697 | 82.028 | 342.245 | 119.603 | 396.505 | 148.661 | 649.361 | 219.251 | 325.040 | 110.633 |
| CARAMEL-CHUCLAS | PIC | | | | | | | 2.060 | 1.908 | 1.050 | 116 |
| CAZON | GAG | | | 3.400 | 2.040 | 260 | 209 | 21.765 | 14.454 | 39.937 | 20.024 |
| CHERNA | WRF | 35.499 | 19.701 | 58.827 | 48.376 | 37.960 | 36.507 | 9.920 | 4.967 | 38.617 | 11.590 |
| CHOPA | BRB | | | | | | | | | | |
| CHUCHOS | SRX | | | | | | | | | 14.841 | 747 |
| CINTA | PRC | | | | | | | | | | |
| CONGRIO | COE | 129.880 | 36.688 | 149.283 | 49.413 | 122.510 | 45.196 | 86.462 | 48.386 | 61.753 | 18.383 |
| CORVINA | MGR | 252.828 | 148.809 | 200.321 | 120.049 | 205.475 | 133.699 | 169.000 | 98.817 | 137.613 | 64.473 |
| DENTONES-HURTA | DEX.F | 22.250 | 11.119 | 38.590 | 16.060 | 2.040 | 607 | 15.590 | 3.175 | 39.578 | 10.732 |
| DENTONES-PARGO | DEX.F | 3.086 | 5.900 | 4.180 | 4.725 | 1.200 | 2.789 | | | | |
| DORADA | SBG | 25.381 | 9.969 | 40.675 | 10.310 | 42.881 | 27.341 | 52.990 | 19.934 | 12.195 | 5.367 |
| ESCOLARES | GEP | | | | | | | | | | |
| ESCUALOS DIVERSOS | SKH | 2.461.381 | 1.089.712 | 1.754.249 | 697.772 | 1.651.426 | 667.559 | 2.202.254 | 803.141 | 2.934.906 | 1.013.074 |
| ESPETON | BAR | | | | | | | | | | |
| FALSO ABADEJO | GPX | 302 | 282 | 21 | 32 | 1.200 | 204 | | | 970 | 369 |
| FANECA | BIB | 168.180 | 40.010 | 269.359 | 75.706 | 153.430 | 53.988 | 141.684 | 55.020 | 88.470 | 18.580 |
| GALLINETA | BRF | 73.979 | 34.582 | 92.104 | 43.594 | 97.900 | 44.408 | 96.900 | 42.130 | 18.846 | 5.749 |
| GARAPELLO | PAR | | | | | | | | | | |
| GOBIDOS | GPA | | | | | | | | | 9.367 | 1.449 |
| HERRERA | SSB | 46.260 | 21.064 | 62.550 | 30.762 | 73.080 | 36.847 | 51.660 | 20.708 | 38.305 | 20.945 |
| HUEVAS | | | | | | 74.220 | 78.211 | 124.475 | 122.928 | | |
| HURTA | REA | | | | | | | | | | |
| JAPUTA | POA | 1.915.966 | 403.012 | 928.033 | 211.771 | 1.227.334 | 335.345 | 1.649.930 | 468.706 | 2.269.268 | 552.161 |
| JURELES | JAX | 2.436.070 | 467.774 | 2.009.160 | 480.228 | 2.320.126 | 412.583 | 2.615.336 | 505.332 | 6.186.743 | 809.734 |
| LAMPUGA | DOL | | | | | | | | | | |
| LENGUADOS | SOX | 1.165.933 | 790.790 | 1.210.263 | 757.942 | 721.847 | 659.309 | 929.564 | 499.513 | 1.635.533 | 792.576 |
| LISAS | MUL | 62.185 | 9.414 | 77.245 | 14.329 | 57.100 | 5.839 | 45.260 | 7.943 | 18.572 | 3.857 |
| LISTADO | SKJ | 66.014 | 11.965 | 6.674 | 1.400 | 24.839 | 6.323 | 1.653 | 491 | 6.864 | 1.883 |
| LUBINA | BSS | 1.645 | 700 | 41.957 | 31.002 | 54.743 | 53.072 | 41.570 | 22.433 | 11.912 | 7.276 |
| MARRAJO-TINTORERA | SMA.E | 204.709 | 80.130 | 208.168 | 110.352 | 211.205 | 89.436 | 236.211 | 119.453 | 119.965 | 47.645 |
| MELVA | BLT | 524.148 | 97.498 | 658.547 | 135.718 | 579.837 | 119.439 | 211.376 | 46.995 | 90.915 | 14.922 |
| MERLUZA | HKE | 17.390.175 | 5.483.896 | 17.728.867 | 6.307.226 | 20.397.249 | 7.034.597 | 22.323.868 | 6.848.509 | 16.683.171 | 6.130.647 |
| MERO | GPD | 79.324 | 81.993 | 78.752 | 84.042 | 77.230 | 75.708 | 86.974 | 59.253 | 57.203 | 47.212 |
| MIELGAS | DGS | | | | | | | | | | |
| MORENA | MUI | | | | | | | | | 1.825 | 586 |
| OBLADA | SBS | | | | | | | | | 6.782 | 855 |
| PALOMETA | POP | | | | | 450 | 215 | 3.093 | 1.195 | 5.878 | 1.482 |
| PALOMETON | LEE | 805 | 129 | 2.895 | 343 | 100 | 15 | 2.590 | 309 | 4.125 | 903 |
| PAPARDA | SAU | 17.535 | 2.486 | 10.465 | 701 | | | 140 | 14 | 9.610 | 633 |
| PARGO-BOCINEGRO | RPG | 579.697 | 374.955 | 554.073 | 369.274 | 198.591 | 202.055 | 161.586 | 130.724 | 215.139 | 102.633 |
| PARGO-SAMA DE PLUMA | DEP | 35 | 31 | 7.970 | 1.136 | 930 | 366 | 4.990 | 780 | 10.206 | 6.447 |
| PATUDO | BET | | | 560 | 293 | 140 | 44 | 480 | 129 | 3.890 | 912 |
| PECES LOBO | GRV | | | 13.000 | 11.700 | | | | | | |
| PECES MARINOS | MZZ | 6.232.373 | 2.206.134 | 5.811.479 | 2.187.832 | 5.287.031 | 2.301.310 | 7.142.642 | 2.069.383 | 7.335.760 | 2.043.759 |
| PEJERREY | SIL | | | | | | | | | | |
| PELUDA | MSF | | | | | | | | | 1.901 | 856 |
| PEZ BALLESTA | TRI | | | | | | | | | | |
| PEZ DE SAN PEDRO-GALLOS | JOD.L | 226.495 | 146.495 | 220.090 | 128.810 | 194.340 | 112.765 | 224.205 | 116.576 | 234.434 | 118.565 |
| PEZ ESPADA | SWO | 2.078.811 | 1.373.295 | 988.501 | 692.895 | 907.795 | 810.892 | 1.281.508 | 956.183 | 869.590 | 693.151 |
| PEZ LIMON | AMB | | | | | | | 680 | 228 | 18.062 | 10.046 |
| PEZ RATA | URA | | | | | | | | | 329 | 261 |
| PEZ SABLE | SFS | 1.675 | 414 | 175 | 39 | 475 | 102 | 24.870 | 3.519 | 12.175 | 2.297 |
| PINTARROJAS | SCL | 77.380 | 29.763 | 90.880 | 42.680 | 120.350 | 65.016 | 81.950 | 33.647 | 94.240 | 17.709 |
| QUELVACHO | GUP | | | | | | | | | | |
| RABIL | YFT | 175 | 102 | | | 4.047 | 1.260 | 140 | 136 | 90 | 8 |
| RAPES | MNZ | 857.595 | 535.572 | 740.464 | 496.072 | 691.547 | 503.214 | 697.543 | 490.687 | 1.096.836 | 728.931 |
| RASCACIOS | SCS | 192.281 | 74.136 | 211.895 | 80.983 | 78.527 | 36.684 | 85.582 | 35.254 | 124.640 | 44.856 |
| RAYAS | RAJ | 303.210 | 92.604 | 246.250 | 83.588 | 228.600 | 85.732 | 199.940 | 71.740 | 85.211 | 29.934 |
| RAYAS-MANTAS | BAI | 351.023 | 100.359 | 421.021 | 133.999 | 253.174 | 85.221 | 60.090 | 11.670 | 118.135 | 18.844 |
| RODABALLOS | LEF | 5.668 | 2.947 | 15.482 | 5.358 | 8.703 | 15.083 | 200 | 48 | 15.168 | 10.385 |
| RONCADOR | BGR | | | | | | | 540 | 283 | | |
| RUBIOS | GUX | 124.340 | 60.607 | 116.675 | 61.847 | 120.880 | 66.366 | 78.800 | 27.883 | 26.486 | 10.824 |
| SALEMA | SLM | 51.880 | 23.832 | 66.990 | 32.243 | 68.610 | 34.530 | 42.650 | 15.035 | 21.350 | 2.788 |
| SALMONETES | MUX | 613.632 | 444.345 | 599.315 | 387.426 | 377.124 | 402.794 | 374.557 | 246.949 | 458.279 | 296.393 |
| SAPO | TFD | | | | | | | | | 3.109 | 413 |
| SARDINA | PIL | 7.742.060 | 746.874 | 9.633.185 | 1.069.618 | 6.352.200 | 612.240 | 5.295.722 | 579.810 | 6.726.809 | 754.652 |
| SARGOS | SWA | 732.370 | 236.724 | | | | | 4.685 | 2.020 | 9.630 | 4.455 |

| | | | | | | | | | | | |
|-------------------------|-----|-------------------|-------------------|-------------------|-------------------|-------------------|-------------------|-------------------|-------------------|-------------------|-------------------|
| SERRANOS | BAS | | | | | | | | | | |
| TAPACULOS | FLX | | | | | 9.210 | 2.763 | 780 | 234 | | |
| TEMLADERA | TOE | | | | | | | | | | |
| TINTORERA | BSH | 30.080 | 3.440 | 59.060 | 7.209 | 66.200 | 8.560 | 173.360 | 26.300 | 133.030 | 27.115 |
| VORAZ-BESUGO | SBR | 481.380 | 631.972 | 541.010 | 716.625 | 768.951 | 950.337 | 1.012.072 | 1.120.935 | 1.085.410 | 1.302.826 |
| ZORROS | THR | 2.200 | 718 | 160 | 50 | 1.880 | 524 | 20.740 | 6.408 | 11.691 | 3.672 |
| TOTAL PECES | | 65.466.381 | 22.043.290 | 64.920.887 | 21.927.015 | 59.915.849 | 22.030.531 | 61.558.243 | 20.435.957 | 66.915.579 | 20.782.836 |
| ALMEJA BABOSA | CTS | 10.080 | 1.050 | 20.160 | 1.919 | | | 53.998 | 1.901 | | |
| ALMEJA CHOCHA | TPS | | | | | | | 3.236 | 1.331 | 25.540 | 5.095 |
| ALMEJA FINA | CTG | 109.900 | 18.017 | 123.940 | 7.716 | 39.030 | 25.531 | 100.090 | 16.723 | 561.675 | 23.104 |
| ALMEJAS | CLX | | | | | | | | | 9.717 | 8.649 |
| ALMEJON-BOLO | CLJ | | | | | | | 40 | 16 | | |
| BERBERECHO | COC | | | | | | | | | | |
| BIGARO | PEE | 1.120 | 250 | 2.535 | 326 | 290 | 45 | 2.180 | 137 | 3.400 | 259 |
| BUSANO | MUE | | | | | | | | | | |
| CALAMARES | SQC | 721.184 | 455.451 | 1.630.321 | 727.497 | 687.399 | 606.473 | 679.677 | 391.456 | 1.045.995 | 477.846 |
| CAÑAILLA | MSH | | | | | | | | | 23.848 | 24.713 |
| CARACOLAS | GAS | | | | | | | | | 2.821 | 603 |
| CHIRLA | SVE | 260.727 | 122.339 | 156.536 | 67.984 | 91.104 | 45.552 | 16.350 | 6.152 | 100 | 9 |
| CHOCO | CTC | 545.630 | 282.935 | 615.900 | 328.761 | 601.530 | 299.291 | 566.600 | 271.598 | 398.115 | 204.623 |
| CHOPOS-CHOPITOS | CTL | 809.704 | 298.729 | 705.391 | 233.623 | 260.358 | 118.301 | 426.721 | 188.547 | 798.668 | 251.776 |
| CONCHA FINA | CLV | 61.230 | 16.259 | 19.480 | 5.382 | 20.600 | 7.510 | 44.966 | 14.341 | 31.060 | 7.915 |
| COQUINAS | DON | | | | | 18.000 | 22.940 | 21.200 | 31.330 | 12.397 | 15.252 |
| CORRUCO | COZ | | | | | 530.619 | 37.143 | 281.610 | 19.713 | 269.733 | 17.533 |
| LONGUEIRON | RAE | | | | | | | 300 | 88 | | |
| MEJILLON | MSX | | | 210 | 14 | | | 4.670 | 247 | 48.630 | 2.359 |
| MOLUSCOS MARINOS | MOL | 36.820 | 144.313 | 138.075 | 76.631 | 151.780 | 73.947 | 105.478 | 39.867 | 40.774 | 18.179 |
| NAVAJAS | SOI | | | | | | | | | | |
| OSTION | OYG | 35 | 8 | 35 | 10 | | | | | | |
| OSTRA | OYF | | | | | 140 | 10 | | | | |
| PIRULO | CLK | 105.010 | 55.520 | | | | | | | | |
| POTAS | OMZ | 115.020 | 36.033 | 92.760 | 28.508 | 112.850 | 38.149 | 72.160 | 21.717 | 84.234 | 19.277 |
| PULPO | OCC | 1.745.639 | 700.984 | 2.182.766 | 734.928 | 2.076.776 | 656.222 | 1.586.273 | 451.732 | 2.583.854 | 707.882 |
| PUNTILLITAS | SQQ | | | | | 450 | 135 | 180 | 54 | | |
| RELOJ | DOQ | | | | | | | | | | |
| VIEIRA | SCE | 1.085 | 149 | 8.140 | 748 | | | 35.050 | 6.824 | 22.210 | 3.631 |
| VOLADORES | SQM | 105.485 | 23.463 | 109.515 | 27.622 | 30.570 | 9.487 | 24.855 | 7.888 | 97.590 | 23.720 |
| TOTAL MOLUSCOS | | 4.628.669 | 2.155.500 | 5.805.764 | 2.241.668 | 4.621.496 | 1.940.735 | 4.025.634 | 1.471.659 | 6.060.361 | 1.812.425 |
| BOGAVANTE | LBE | 9.354 | 5.348 | 11.995 | 8.904 | 102 | 96 | 31.350 | 40.173 | 3.620 | 917 |
| BUEY | CRE | | | | | | | | | 1.915 | 1.057 |
| CAMARONES | PAL | 302.490 | 237.497 | 295.485 | 279.987 | 341.051 | 318.051 | 210.714 | 218.216 | 180.887 | 166.377 |
| CANGREJOS DE MAR | CRA | 93.210 | 15.731 | 90.190 | 15.340 | 70.840 | 13.918 | 57.780 | 11.613 | 54.767 | 14.763 |
| CARABINERO | SSH | 524.525 | 763.477 | 626.969 | 1.194.136 | 513.910 | 1.063.655 | 567.521 | 1.104.348 | 684.348 | 961.184 |
| CENTOLLA | SCR | 8.928 | 2.459 | 36.045 | 56.911 | 48.520 | 79.709 | 31.075 | 50.871 | 5.093 | 2.645 |
| CIGALA | NEP | 619.985 | 1.240.217 | 554.452 | 1.176.716 | 405.381 | 1.029.568 | 506.356 | 1.103.992 | 360.652 | 858.060 |
| CRUSTACEOS MARINOS | CRU | 300.539 | 203.015 | 339.107 | 265.915 | 251.317 | 370.833 | 188.985 | 192.985 | 233.251 | 125.050 |
| GALERA | MTS | 41.260 | 9.967 | 33.420 | 9.418 | 41.140 | 11.720 | 39.150 | 9.648 | 15.035 | 4.443 |
| GAMBA | DPS | 1.520.586 | 2.598.313 | 1.780.577 | 2.909.567 | 1.329.262 | 2.586.085 | 1.347.645 | 2.110.637 | 3.224.278 | 3.278.398 |
| GAMBA ROJA | ARA | | | | | | | | | | |
| LANGOSTAS | CRW | 78.528 | 173.809 | 66.416 | 158.831 | 51.001 | 117.269 | 50.700 | 97.160 | 20.131 | 22.582 |
| LANGOSTINO | TGS | 238.330 | 389.427 | 188.185 | 339.503 | 60.410 | 131.086 | 78.655 | 183.097 | 86.060 | 112.915 |
| NECORAS | SWM | 560 | 49 | 975 | 87 | | | 3.310 | 378 | 8.780 | 710 |
| PERCEBE | PCB | | | 875 | 56 | | | 440 | 68 | | |
| SASTRE | LOQ | | | | | | | | | | |
| TOTAL CRUSTACEOS | | 3.738.295 | 5.639.309 | 4.024.691 | 6.415.372 | 3.112.934 | 5.721.988 | 3.113.681 | 5.123.185 | 4.878.817 | 5.549.102 |
| TOTAL T. ESTATAL | | 73.833.345 | 29.838.098 | 74.751.342 | 30.584.055 | 67.650.279 | 29.693.254 | 68.697.558 | 27.030.801 | 77.854.757 | 28.144.363 |

PUERTOS DE TITULARIDAD ESTATAL

TABLA 1.4. DATOS POR ESPECIES. AÑOS 1995-99

| ESPECIE | FAO | 1995 | | 1996 | | 1997 | | 1998 | | 1999 | |
|-------------------------|---------|------------|---------------------|------------|---------------------|------------|---------------------|------------|---------------------|------------|---------------------|
| | | PESO (Kg.) | VALOR (Miles Ptas.) | PESO (Kg.) | VALOR (Miles Ptas.) | PESO (Kg.) | VALOR (Miles Ptas.) | PESO (Kg.) | VALOR (Miles Ptas.) | PESO (Kg.) | VALOR (Miles Ptas.) |
| ACEDIA | CET | 1.244.550 | 451.179 | 1.695.575 | 495.223 | 2.099.918 | 600.640 | 1.230.600 | 168.706 | 489.749 | 87.362 |
| AGUJA | BEN | 20.221 | 12.266 | 28.159 | 14.855 | 719.821 | 51.337 | 567.906 | 277.766 | 355.200 | 14.616 |
| ALACHA | SAA | 314.938 | 17.322 | 221.433 | 12.179 | 39.495 | 1.510 | 89.259 | 4.975 | 246.808 | 10.602 |
| ALOSAS | TSB | | | | | | | 4.567 | 553 | | |
| ANCHOVA | BLU | 248.935 | 73.382 | 606.970 | 119.040 | 38.810 | 8.862 | 7.914 | 1.888 | 2.042 | 823 |
| ANGUILA | ELE | 30 | 1 | | | | | 140 | 16 | | |
| ARAÑAS | WEX | 20.693 | 6.721 | 20.312 | 7.331 | 16.368 | 5.977 | 18.001 | 4.704 | 65.685 | 11.138 |
| ATUN | BFT | 1.238.525 | 374.981 | 1.038.329 | 394.145 | 627.225 | 347.012 | 839.611 | 486.081 | 530.096 | 378.170 |
| ATUN BLANCO | ALB | | | | | | | | | | |
| BACALADILLA | WHB | 680.369 | 143.634 | 646.884 | 135.233 | 997.872 | 189.993 | 409.996 | 110.360 | 1.773.209 | 123.099 |
| BACORETA | LTA | 30 | 3 | 1.580 | 264 | | | 505 | 980 | | |
| BAILA | SPU | 1.200 | 714 | 1.904 | 1.268 | 34 | 10 | 2.158 | 1.023 | 1.876 | 1.197 |
| BESUGO BLANCO | SBA | 872.655 | 320.730 | 960.396 | 313.959 | 877.496 | 243.776 | 533.658 | 98.748 | 363.743 | 71.142 |
| BOGA | BOG | 938.798 | 57.559 | 834.900 | 51.439 | 562.308 | 52.250 | 503.953 | 44.342 | 2.083.353 | 256.107 |
| BONITO | BON | 148.633 | 50.339 | 122.783 | 42.455 | 98.940 | 18.710 | 91.447 | 31.110 | 79.214 | 34.568 |
| BOQUERON | ANE | 4.165.872 | 1.755.627 | 3.604.184 | 1.726.651 | 5.349.509 | 1.866.656 | 6.041.568 | 1.285.749 | 6.370.631 | 1.162.039 |
| BRECA | PAC | 164.620 | 65.052 | 99.530 | 43.837 | 167.276 | 52.014 | 219.764 | 66.346 | 265.883 | 87.001 |
| BROTOLAS | FOX | 609.948 | 258.552 | 408.244 | 174.601 | 190.992 | 79.482 | 192.749 | 76.748 | 222.723 | 97.107 |
| BURRO | GBR | 3.993 | 1.201 | 7.493 | 1.478 | 77.849 | 9.238 | 6.389 | 1.705 | 1.180 | 223 |
| CABALLAS | MAZ | 3.000.790 | 215.470 | 2.222.500 | 194.992 | 1.807.071 | 188.673 | 1.228.744 | 123.646 | 918.864 | 120.121 |
| CABRILLA | CBR | | | | | | | | | 1.498 | 239 |
| CACHUCHO | DEL | 159.873 | 55.143 | 83.930 | 22.945 | 6.288 | 688 | 356 | 340 | 1.700 | 687 |
| CARAMEL-CHUCLAS | PIC | | | | | 630 | 140 | 4.056 | 623 | 8.859 | 832 |
| CAZON | GAG | 35.048 | 19.701 | 35.347 | 19.696 | 28.722 | 13.455 | 6.752 | 5.071 | 10.553 | 4.626 |
| CHERNA | WRF | 21.232 | 6.107 | 15.758 | 6.735 | 25.011 | 6.493 | 53.860 | 11.886 | 98.760 | 19.010 |
| CHOPA | BRB | 25 | 4 | 50 | 9 | | | | | | |
| CHUCHOS | SRX | | | 23 | 7 | 16 | 1 | | | | |
| CINTA | PRC | 2.125 | 267 | 714 | 99 | | | 1.246 | 59 | 8.666 | 657 |
| CONGRIO | COE | 111.664 | 29.642 | 24.898 | 5.786 | 118.087 | 19.382 | 48.399 | 17.149 | 30.066 | 13.603 |
| CORVINA | MGR | 79.589 | 38.229 | 89.966 | 37.486 | 150.314 | 56.102 | 84.092 | 20.034 | 40.773 | 15.992 |
| DENTONES-HURTA | DEX.F | 25.761 | 8.494 | 48.803 | 13.612 | 17.238 | 4.886 | 11.667 | 3.290 | 825 | 406 |
| DENTONES-PARGO | DEX.RPG | | | | | 10.452 | 10.148 | 5.601 | 5.681 | 7.604 | 7.999 |
| DORADA | SBG | 83.814 | 18.261 | 70.240 | 23.314 | 49.041 | 18.201 | 38.189 | 15.973 | 10.118 | 3.884 |
| ESCOLARES | GEP | 440 | 126 | 300 | 88 | | | | | 953 | 195 |
| ESCUALOS DIVERSOS | SKH | 1.834.616 | 533.031 | 1.395.538 | 418.950 | 1.090.930 | 339.969 | 859.067 | 273.091 | 356.110 | 76.975 |
| ESPETON | BAR | | | | | 4.936 | 1.366 | 10.838 | 1.237 | 3.376 | 411 |
| FALSO ABADEJO | GPX | 196 | 99 | 2.118 | 428 | 222 | 191 | 234.694 | 24.954 | 734 | 417 |
| FANECA | BIB | 64.452 | 14.509 | 64.185 | 12.143 | 64.981 | 7.178 | 6.332 | 702 | 10.553 | 1.384 |
| GALLINETA | BRF | 15.627 | 4.378 | 107.852 | 17.230 | 107.599 | 32.251 | 159.676 | 55.593 | 110.813 | 46.789 |
| GARAPELLO | PAR | 29.125 | 10.970 | 58.250 | 21.940 | | | | | | |
| GOBIDOS | GPA | 10.861 | 1.449 | 3.050 | 909 | 517 | 72 | 8.693 | 1.668 | 18.998 | 3.405 |
| HERRERA | SSB | 37.706 | 21.583 | 20.284 | 10.702 | 57.405 | 12.244 | 48.975 | 25.358 | 34.003 | 17.906 |
| HUEVAS | | | | | | | | | | | |
| HURTA | REA | | | 7.378 | 8.111 | | | | | | |
| JAPUTA | POA | 978.624 | 278.426 | 1.490.665 | 701.336 | 1.409.634 | 532.855 | 1.003.028 | 389.496 | 440.142 | 208.803 |
| JURELES | JAX | 4.961.012 | 800.176 | 2.476.992 | 481.262 | 1.901.672 | 320.531 | 1.638.266 | 293.343 | 1.444.802 | 279.785 |
| LAMPUGA | DOL | 600 | 516 | 40 | 27 | | | 14 | 49 | | |
| LENGUADOS | SOX | 1.117.393 | 572.586 | 1.388.658 | 711.789 | 917.657 | 460.389 | 677.855 | 302.247 | 298.279 | 145.216 |
| LISAS | MUL | 11.633 | 919 | 6.656 | 642 | 18.306 | 2.148 | 22.849 | 3.236 | 22.495 | 1.965 |
| LISTADO | SKJ | 4.149 | 980 | 12.048 | 2.966 | 4.085 | 1.232 | 8.018 | 2.600 | 5.294 | 727 |
| LUBINA | BSS | 7.578 | 4.440 | 25.195 | 8.506 | 32.351 | 9.001 | 3.736 | 2.304 | 5.365 | 4.015 |
| MARRAJO-TINTORERA | SMAL | 53.355 | 19.377 | 2.448.775 | 723.233 | 1.647.260 | 666.309 | 381.740 | 241.547 | 566.724 | 278.289 |
| MELVA | BLT | 110.646 | 13.155 | 31.858 | 5.214 | 24.976 | 7.038 | 215.126 | 29.845 | 385.004 | 40.628 |
| MERLUZA | HKE | 13.932.455 | 5.112.690 | 17.086.354 | 6.657.648 | 15.040.818 | 5.243.857 | 12.484.665 | 4.253.822 | 12.129.136 | 4.151.211 |
| MERO | GPD | 36.435 | 36.170 | 45.207 | 23.266 | 59.633 | 22.572 | 45.953 | 26.942 | 11.929 | 19.102 |
| MIELGAS | DGS | 238 | 55 | 2.091 | 472 | | | | | 60 | 4 |
| MORENA | MUI | 913 | 293 | | | 9.940 | 1.014 | | | 795 | 128 |
| OBLADA | SBS | | | | | 7.015 | 836 | 4.590 | 481 | 1.120 | 139 |
| PALOMETA | POP | 2.006 | 619 | 620 | 164 | 495 | 90 | 11.653 | 4.996 | 8.857 | 3.915 |
| PALOMETON | LEE | 7.348 | 1.072 | 8.139 | 1.569 | | | 520 | 30 | 1.090 | 86 |
| PAPARDA | SAU | 500 | 50 | 30 | 8 | | | | | | |
| PARGO-BOCINEGRO | RPG | 195.232 | 92.408 | 179.947 | 79.599 | 220.563 | 89.603 | 172.555 | 84.211 | 62.624 | 58.279 |
| PARGO-SAMA DE PLUMA | DEP | 4.007 | 1.705 | 4.119 | 2.749 | 685 | 400 | | | | |
| PATUDO | BET | 420 | 99 | | | | | | | | |
| PECES LOBO | GRV | | | | | | | | | 56 | 7 |
| PECES MARINOS | MZZ | 8.280.194 | 2.239.178 | 7.649.132 | 2.035.477 | 4.566.155 | 1.301.708 | 8.348.127 | 2.154.533 | 4.177.036 | 851.642 |
| PEJERREY | SIL | | | | | | | 975 | 87 | | |
| PELUDA | MSF | 1.067 | 420 | 2.093 | 834 | 1.495 | 484 | 30 | 2 | 10.488 | 3.907 |
| PEZ BALLESTA | TRI | | | | | | | | | 224 | 200 |
| PEZ DE SAN PEDRO-GALLOS | JOD.L | 174.064 | 70.804 | 180.669 | 49.850 | 101.687 | 35.456 | 91.812 | 31.810 | 80.102 | 28.706 |
| PEZ ESPADA | SWO | 817.610 | 553.118 | 906.555 | 630.555 | 711.494 | 589.952 | 287.987 | 222.801 | 347.336 | 299.922 |
| PEZ LIMON | AMB | 18.731 | 9.956 | 5.690 | 3.123 | 15.876 | 7.758 | 486.286 | 18.794 | 429.929 | 19.697 |
| PEZ RATA | URA | 511 | 270 | 274 | 173 | | | 30 | 3 | 154 | 31 |
| PEZ SABLE | SFS | 9.075 | 1.365 | 630.595 | 61.180 | 1.007.411 | 91.981 | 1.370.446 | 127.624 | 1.570.406 | 325.156 |
| PINTARROJAS | SCL | 95.617 | 19.196 | 111.207 | 22.151 | 96.683 | 21.915 | 122.647 | 16.726 | 71.182 | 13.056 |
| QUELVACHO | GUP | | | | | | | | | 6.796 | 1.344 |
| RABIL | YFT | 30 | 2 | | | | | | | | |
| RAPES | MNZ | 698.242 | 467.441 | 763.520 | 495.885 | 412.707 | 269.854 | 297.301 | 222.848 | 272.412 | 230.080 |
| RASCACIOS | SCS | 74.607 | 29.260 | 58.992 | 18.256 | 81.798 | 26.750 | 33.418 | 5.069 | 30.733 | 11.811 |
| RAYAS | RAJ | 126.501 | 29.510 | 137.574 | 31.507 | 81.937 | 20.486 | 60.602 | 16.353 | 59.684 | 16.427 |
| RAYAS-MANTAS | BAI | 97.693 | 13.743 | 98.415 | 10.721 | 87.265 | 10.052 | 70.400 | 9.600 | 38.578 | 5.403 |
| RODABALLOS | LEF | 10.912 | 5.659 | 72.509 | 9.446 | 16.741 | 4.247 | 50.648 | 21.942 | 72.219 | 27.394 |
| RONCADOR | BGR | 332 | 26 | 663 | 52 | 11.920 | 2.158 | 23.791 | 4.943 | 8.805 | 2.760 |
| RUBIOS | GUX | 17.029 | 6.924 | 39.786 | 19.291 | 47.437 | 13.964 | 10.021 | 3.634 | 10.807 | 3.193 |
| SALEMA | SLM | 29.279 | 2.941 | 14.314 | 1.487 | 23.555 | 1.671 | 8.667 | 454 | 7.730 | 618 |
| SALMONETES | MUX | 387.305 | 235.959 | 423.270 | 208.879 | 502.371 | 180.106 | 411.423 | 158.172 | 326.884 | 192.918 |
| SAPO | TFD | 9 | 60 | 56 | 42 | | | | | | |
| SARDINA | PIL | 6.280.091 | 807.396 | 6.230.316 | 771.542 | 5.623.348 | 750.147 | 5.374.802 | 553.949 | 6.325.780 | 564.941 |
| SARGOS | SWA | 7.778 | 3.207 | 13.387 | 5.597 | 33.109 | 7.095 | 16.290 | 5.814 | 6.321 | 2.617 |

| | | | | | | | | | | | |
|-------------------------|-----|-------------------|-------------------|-------------------|-------------------|-------------------|-------------------|-------------------|-------------------|-------------------|-------------------|
| SERRANOS | BAS | 650 | 92 | 1.300 | 184 | 20 | 12 | 9.729 | 3.544 | 15.666 | 3.939 |
| TAPACULOS | FLX | | | | | 36.220 | 7.751 | | | 3.445 | 1.411 |
| TEMLADERA | TOE | | | | | 15 | 7 | 60 | 11 | 336 | 44 |
| TINTORERA | BSH | 124.760 | 24.172 | 80.400 | 13.195 | 45.580 | 13.811 | 1.035 | 369 | | |
| VORAZ-BESUGO | SBR | 733.318 | 991.000 | 1.112.853 | 1.293.563 | 968.309 | 1.146.222 | 578.371 | 882.748 | 418.657 | 711.998 |
| ZORROS | THR | 22.360 | 6.424 | 17.900 | 5.221 | | | | | 1.760 | 1.494 |
| TOTAL PECES | | 55.619.263 | 17.020.588 | 58.308.724 | 19.437.801 | 51.171.596 | 16.100.369 | 47.896.882 | 13.345.138 | 44.202.459 | 11.183.740 |
| ALMEJA BABOSA | CTS | 380 | 51 | 3.740 | 188 | 2.954 | 327 | 180 | 202 | 714 | 1.012 |
| ALMEJA CHOCHA | TPS | 18.856 | 5.265 | 18.957 | 6.586 | 11.155 | 4.302 | | | | |
| ALMEJA FINA | CTG | 696.110 | 22.845 | 241.050 | 12.262 | 84.719 | 5.470 | 283.348 | 17.280 | 291.797 | 21.915 |
| ALMEJAS | CLX | 7.777 | 5.583 | 1.594 | 1.657 | | | 3 | 3 | | |
| ALMEJON-BOLO | CLJ | | | | | | | | | 20 | 8 |
| BERBERECHO | COC | 1.120 | 243 | 7.520 | 226 | | | 525 | 27 | 10 | 3 |
| BIGARO | PEE | 2.920 | 241 | 2.890 | 228 | 3.140 | 221 | 4.330 | 218 | 1.520 | 225 |
| BUSANO | MUE | | | | | | | 2.885 | 2.593 | 910 | 933 |
| CALAMARES | SQC | 685.787 | 302.670 | 603.624 | 266.056 | 473.688 | 190.111 | 368.988 | 119.200 | 360.626 | 184.312 |
| CAÑAILLA | MSH | 60.711 | 64.496 | 88.417 | 135.757 | 25.780 | 10.312 | 347 | 186 | 5.629 | 4.871 |
| CARACOLAS | GAS | 7.174 | 783 | 3.817 | 400 | 2.689 | 259 | 3.253 | 551 | 5.144 | 594 |
| CHIRLA | SVE | 520 | 71 | 3.380 | 169 | 8.493 | 623 | 15.154 | 1.289 | 8.360 | 912 |
| CHOCO | CTC | 446.067 | 235.327 | 424.826 | 216.678 | 288.256 | 127.141 | 344.071 | 128.310 | 384.676 | 176.375 |
| CHOPOS-CHOPITOS | CTL | 996.221 | 301.892 | 855.669 | 205.591 | 796.864 | 219.079 | 729.376 | 206.991 | 507.473 | 177.546 |
| CONCHA FINA | CLV | 32.265 | 7.465 | 25.882 | 8.298 | 13.809 | 5.862 | 4.188 | 189 | 81 | 39 |
| COQUINAS | DON | 7.986 | 9.542 | 4.478 | 6.073 | 5.897 | 1.427 | 5.994 | 732 | 2.638 | 725 |
| CORRUCO | COZ | 267.008 | 17.356 | 53.226 | 3.353 | 80 | 24 | 185.970 | 11.912 | | |
| LONGUEIRON | RAE | | | | | | | | | | |
| MEJILLON | MSX | 115.580 | 4.719 | 82.750 | 3.360 | 48.449 | 3.127 | 7.790 | 482 | 1.260 | 70 |
| MOLUSCOS MARINOS | MOL | 183.804 | 53.117 | 210.309 | 133.234 | 209.300 | 109.435 | 192.909 | 15.443 | 131.533 | 13.445 |
| NAVAJAS | SOI | | | 280 | 17 | | | | | 62 | 44 |
| OSTION | OYG | | | | | | | | | 280 | 26 |
| OSTRA | OYF | | | | | | | 30 | 2 | | |
| PIRULO | CLK | | | | | | | | | | |
| POTAS | OMZ | 43.513 | 10.030 | 235.333 | 34.533 | 477.445 | 81.555 | 260.461 | 52.185 | 492.878 | 89.782 |
| PULPO | OCC | 1.976.143 | 684.199 | 1.384.681 | 488.533 | 841.349 | 281.858 | 851.473 | 222.938 | 2.187.671 | 621.215 |
| PUNTILLITAS | SQQ | 4.025 | 5.536 | | | 150 | 32 | 320 | 113 | 518 | 574 |
| RELOJ | DOQ | 300 | 128 | 600 | 255 | 40 | 10 | | | | |
| VIEIRA | SCE | 15.976 | 1.902 | 2.514 | 334 | 290 | 91 | 550 | 61 | | |
| VOLADORES | SQM | 43.045 | 10.935 | 76.730 | 14.491 | 263.685 | 45.328 | 419.610 | 59.417 | 493.010 | 67.272 |
| TOTAL MOLUSCOS | | 5.613.288 | 1.744.392 | 4.332.267 | 1.538.280 | 3.558.232 | 1.086.593 | 3.681.755 | 840.322 | 4.876.810 | 1.361.897 |
| BOGAVANTE | LBE | 3.900 | 1.059 | 2.150 | 602 | 3.274 | 1.550 | 3.868 | 2.104 | 2.010 | 1.555 |
| BUEY | CRE | 1.685 | 507 | 240 | 20 | 5.530 | 472 | 4.640 | 985 | 75 | 37 |
| CAMARONES | PAL | 266.038 | 161.600 | 273.470 | 178.104 | 250.267 | 149.804 | 353.265 | 348.673 | 492.666 | 539.610 |
| CANGREJOS DE MAR | CRA | 96.258 | 14.605 | 70.510 | 17.269 | 79.206 | 14.264 | 24.865 | 4.362 | 46.089 | 10.562 |
| CARABINERO | SSH | 263.713 | 405.683 | 581.002 | 916.294 | 250.598 | 393.537 | 152.325 | 354.524 | 153.078 | 354.565 |
| CENTOLLA | SCR | 5.982 | 2.318 | 14.130 | 10.988 | 6.235 | 3.943 | 3.363 | 687 | 1.694 | 417 |
| CIGALA | NEP | 274.341 | 622.181 | 298.119 | 652.282 | 259.575 | 509.550 | 367.324 | 733.791 | 338.674 | 630.182 |
| CRUSTACEOS MARINOS | CRU | 198.933 | 100.772 | 108.226 | 57.863 | 249.138 | 115.134 | 184.462 | 32.512 | 73.554 | 13.476 |
| GALERA | MTS | 4.915 | 1.506 | 5.075 | 1.194 | 6.815 | 1.661 | 13.468 | 4.205 | 12.202 | 4.292 |
| GAMBA | DPS | 1.754.934 | 1.905.778 | 2.443.162 | 2.847.594 | 2.430.261 | 2.443.947 | 2.623.418 | 2.595.642 | 3.139.381 | 2.469.397 |
| GAMBA ROJA | ARA | | | | | | | 316 | 95 | 117.753 | 430.884 |
| LANGOSTAS | CRW | 16.519 | 18.972 | 21.714 | 33.118 | 18.203 | 28.363 | 26.759 | 47.680 | 22.881 | 38.237 |
| LANGOSTINO | TGS | 189.182 | 279.683 | 210.183 | 275.013 | 138.446 | 150.358 | 230.901 | 322.884 | 150.371 | 225.288 |
| NECORAS | SWM | 13.425 | 1.008 | 6.060 | 491 | 18.223 | 1.529 | 19.840 | 1.125 | 17.445 | 700 |
| PERCEBE | PCB | 30 | 16 | 30 | 9 | 50 | 22 | | | 14 | 4 |
| SASTRE | LOQ | | | | | | | 1.326 | 552 | 898 | 386 |
| TOTAL CRUSTACEOS | | 3.089.855 | 3.515.688 | 4.034.071 | 4.990.841 | 3.715.821 | 3.814.134 | 4.010.140 | 4.449.820 | 4.568.784 | 4.719.591 |
| TOTAL T. ESTATAL | | 64.322.406 | 22.280.668 | 66.675.062 | 25.966.921 | 58.445.649 | 21.001.096 | 55.588.777 | 18.635.280 | 53.648.053 | 17.265.228 |

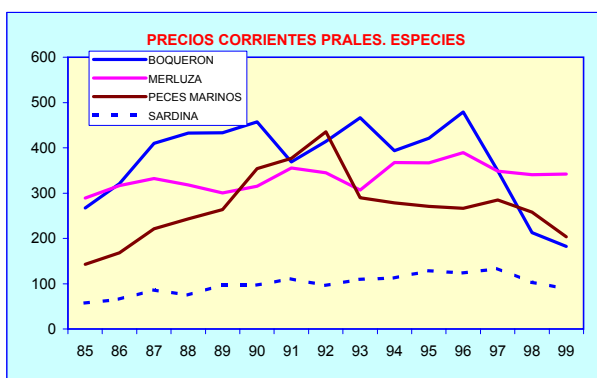
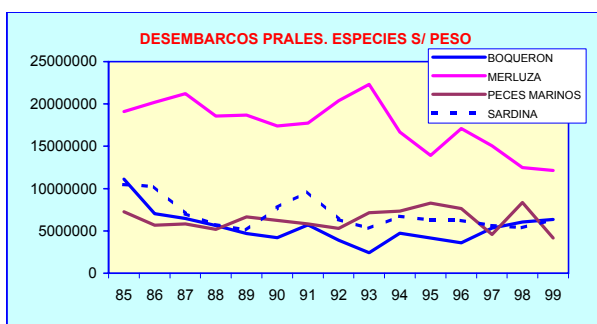
FUERTOS DE TITULARIDAD ESTATAL

TABLA 1.5. PRINCIPALES ESPECIES SEGÚN PESO (MEDIAS QUINQUENALES PARA PESO Y VALOR)

| ESPECIE | FAO | 85-89 | | | 90-94 | | | 95-99 | | |
|----------------------|-----|-------------------|----------------|-------------------|-------------------|----------------|-------------------|-------------------|----------------|-------------------|
| | | PESO MEDIO | | VALOR MEDIO | PESO MEDIO | | VALOR MEDIO | PESO MEDIO | | VALOR MEDIO |
| | | (Kg.) | (% s/ total) | (Miles Ptas.) | (Kg.) | (% s/ total) | (Miles Ptas.) | (Kg.) | (% s/ total) | (Miles Ptas.) |
| BACALADILLA | WHB | 3.900.625 | 4,33% | 509.873 | 1.668.153 | 2,30% | 352.755 | 901.666 | 1,51% | 140.464 |
| BOQUERON | ANE | 6.992.901 | 7,77% | 2.471.326 | 4.189.824 | 5,77% | 1.725.578 | 5.106.353 | 8,55% | 1.559.344 |
| CABALLAS | MAZ | 4.134.746 | 4,59% | 388.072 | 2.174.460 | 3,00% | 274.522 | 1.835.594 | 3,07% | 168.580 |
| ESCUALOS DIVERSOS | SKH | 2.486.163 | 2,76% | 792.863 | 2.200.843 | 3,03% | 854.252 | 1.107.252 | 1,85% | 328.403 |
| GAMBA | DPS | 3.325.194 | 3,69% | 3.263.227 | 1.840.470 | 2,54% | 2.696.600 | 2.478.231 | 4,15% | 2.452.472 |
| JURELES | JAX | 3.836.147 | 4,26% | 506.543 | 3.113.487 | 4,29% | 535.130 | 2.484.549 | 4,16% | 435.019 |
| MERLUZA | HKE | 19.552.999 | 21,71% | 6.095.094 | 18.904.666 | 26,05% | 6.360.975 | 14.134.686 | 23,66% | 5.083.846 |
| PECES MARINOS | MZZ | 6.117.130 | 6,79% | 1.257.329 | 6.361.857 | 8,77% | 2.161.684 | 6.604.129 | 11,06% | 1.716.508 |
| PULPO | OCC | 2.618.917 | 2,91% | 679.803 | 2.035.062 | 2,80% | 650.350 | 1.448.263 | 2,42% | 459.748 |
| SARDINA | PIL | 7.723.980 | 8,58% | 562.741 | 7.149.995 | 9,85% | 752.639 | 5.966.867 | 9,99% | 689.595 |
| TOTAL GENERAL | | 90.052.479 | 100,00% | 27.869.212 | 72.557.456 | 100,00% | 29.058.114 | 59.735.989 | 100,00% | 21.029.839 |

TABLA 1.6. PRINCIPALES ESPECIES SEGÚN VALOR (MEDIAS QUINQUENALES PARA PESO Y VALOR)

| ESPECIE | FAO | 85-89 | | | 90-94 | | | 95-99 | | |
|----------------------|-----|-------------------|-------------------|----------------|-------------------|-------------------|----------------|-------------------|-------------------|----------------|
| | | PESO MEDIO | VALOR MEDIO | | PESO MEDIO | VALOR MEDIO | | PESO MEDIO | VALOR MEDIO | |
| | | | (Kg.) | (Miles Ptas.) | | (% s/ total) | (Kg.) | | (Miles Ptas.) | (% s/ total) |
| BOQUERON | ANE | 6.992.901 | 2.471.326 | 8,87% | 4.189.824 | 1.725.578 | 5,94% | 5.106.353 | 1.559.344 | 7,41% |
| CARABINERO | SSH | 613.150 | 545.748 | 1,96% | 583.455 | 1.017.360 | 3,50% | 280.143 | 484.920 | 2,31% |
| CIGALA | NEP | 662.528 | 1.050.157 | 3,77% | 489.365 | 1.081.711 | 3,72% | 307.607 | 629.597 | 2,99% |
| GAMBA | DPS | 3.325.194 | 3.263.227 | 11,71% | 1.840.470 | 2.696.600 | 9,28% | 2.478.231 | 2.452.472 | 11,66% |
| LENGUADOS | SOX | 1.990.222 | 1.055.442 | 3,79% | 1.132.628 | 700.026 | 2,41% | 879.968 | 438.445 | 2,08% |
| MERLUZA | HKE | 19.552.999 | 6.095.094 | 21,87% | 18.904.666 | 6.360.975 | 21,89% | 14.134.686 | 5.083.846 | 24,17% |
| PECES MARINOS | MZZ | 6.117.130 | 1.257.329 | 4,51% | 6.361.857 | 2.161.684 | 7,44% | 6.604.129 | 1.716.508 | 8,16% |
| PEZ ESPADA | SWO | 2.209.748 | 1.287.109 | 4,62% | 1.225.241 | 905.283 | 3,12% | 614.196 | 459.270 | 2,18% |
| SARDINA | PIL | 7.723.980 | 562.741 | 2,02% | 7.149.995 | 752.639 | 2,59% | 5.966.867 | 689.595 | 3,28% |
| VORAZ-BESUGO | SBR | 524.080 | 381.621 | 1,37% | 777.765 | 944.539 | 3,25% | 762.302 | 1.005.106 | 4,78% |
| TOTAL GENERAL | | 90.052.479 | 27.869.212 | 100,00% | 72.557.456 | 29.058.114 | 100,00% | 59.735.989 | 21.029.839 | 100,00% |



FUERTOS DE MODALIDAD ESTATAL

TABLA 1.7. ESTRUCTURA DE LA FLOTA POR MODALIDADES (1989, 1999 Y VARIACIÓN)

| VARIABLES | ARRASTRE | | | CERCO | | | OTRAS MODALIDADES | | | TODAS LAS MODALIDADES | | |
|---------------|----------|---------|-------------|--------|--------|-------------|-------------------|--------|-------------|-----------------------|---------|-------------|
| | 1989 | 1999 | VARIAC. (%) | 1989 | 1999 | VARIAC. (%) | 1989 | 1999 | VARIAC. (%) | 1989 | 1999 | VARIAC. (%) |
| Nº DE BARCOS | 488 | 227 | -53,48 | 116 | 80 | -45,00 | 418 | 435 | 4,07 | 1.022 | 742 | -27,40 |
| ARQUEO (TRB) | 78.535 | 24.624 | -68,65 | 6.682 | 6.987 | 4,37 | 4.013 | 3.638 | -9,35 | 89.230 | 35.248 | -60,50 |
| POTENCIA (CV) | 282.905 | 105.724 | -62,63 | 32.116 | 28.304 | -13,47 | 26.999 | 25.500 | -5,55 | 342.020 | 159.528 | -53,36 |
| TRIP. (Nº) | 6.303 | 2.493 | -60,45 | 1.024 | 691 | -48,19 | 1.405 | 1.398 | -0,50 | 8.732 | 4.582 | -47,53 |

TABLA 1.9. INDICE DE PRECIOS PERCIBIDOS (IPP), SEGÚN MODALIDAD Y TOTAL

| AÑO | INDICE DE PRECIOS PERCIBIDOS | | | | PRECIOS CONSTANTES (BASE 1992) | | | |
|------|------------------------------|----------|------------|--------|--------------------------------|----------|------------|--------|
| | PECES | MOLUSCOS | CRUSTACEOS | TOTAL | PECES | MOLUSCOS | CRUSTACEOS | TOTAL |
| 1985 | 61,89 | 60,12 | 35,38 | 56,69 | 227,56 | 252,46 | 650,26 | 248,82 |
| 1986 | 69,85 | 70,05 | 47,42 | 65,56 | 256,82 | 294,15 | 871,60 | 287,74 |
| 1987 | 75,21 | 67,66 | 67,19 | 73,19 | 276,55 | 284,11 | 1234,97 | 321,25 |
| 1988 | 80,76 | 77,93 | 70,56 | 78,62 | 296,94 | 327,25 | 1296,92 | 345,08 |
| 1989 | 79,62 | 87,58 | 66,17 | 77,54 | 292,75 | 367,80 | 1216,21 | 340,35 |
| 1990 | 91,20 | 126,12 | 81,54 | 91,57 | 335,34 | 529,64 | 1498,87 | 401,93 |
| 1991 | 95,05 | 84,46 | 85,31 | 92,51 | 349,49 | 354,68 | 1568,05 | 406,03 |
| 1992 | 100,00 | 100,00 | 100,00 | 100,00 | 367,69 | 419,94 | 1838,13 | 438,92 |
| 1993 | 89,10 | 81,82 | 85,83 | 88,01 | 327,60 | 343,61 | 1577,59 | 386,28 |
| 1994 | 89,56 | 73,95 | 64,79 | 83,81 | 329,29 | 310,53 | 1190,94 | 367,86 |
| 1995 | 88,79 | 80,62 | 64,80 | 83,67 | 326,49 | 338,56 | 1191,10 | 367,24 |
| 1996 | 92,41 | 81,69 | 66,98 | 86,85 | 339,79 | 343,06 | 1231,15 | 381,20 |
| 1997 | 96,41 | 75,90 | 60,75 | 88,26 | 354,48 | 318,74 | 1116,75 | 387,39 |
| 1998 | 99,24 | 59,44 | 68,93 | 90,89 | 364,91 | 249,60 | 1267,08 | 398,95 |
| 1999 | 103,31 | 72,70 | 64,17 | 93,85 | 379,87 | 305,30 | 1179,45 | 411,93 |

