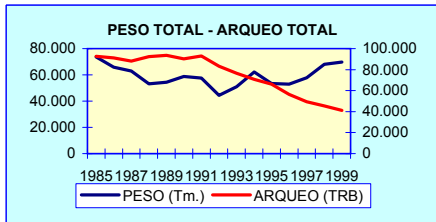
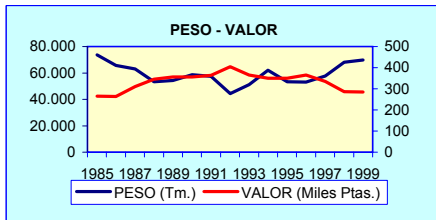


**TOTAL REGION SURATLANTICA**

**TABLA 1.1. RESUMEN TOTAL ANUAL**

AÑO	PESO (Tm.)	VALOR (Miles Ptas.)	PRECIO MEDIO (Ptas.)
1985	73.631,04	19.485.653	265
1986	65.760,44	17.337.870	264
1987	63.023,45	19.616.808	311
1988	53.255,13	18.403.751	346
1989	54.350,68	19.319.094	355
1990	58.702,69	20.937.165	357
1991	57.516,58	20.890.368	363
1992	44.371,91	17.933.370	404
1993	51.054,62	18.679.447	366
1994	62.165,81	21.714.110	349
1995	53.391,40	18.716.248	351
1996	53.030,70	19.379.729	365
1997	57.815,08	19.350.901	335
1998	68.165,95	19.528.810	286
1999	69.796,15	19.849.414	284



**TABLA 1.2. RESUMEN POR CATEGORÍAS (PECES, MOLUSCOS, CRUSTACEOS)**

AÑO	PECES			MOLUSCOS			CRUSTACEOS		
	PESO (Tm.)	VALOR (Miles Ptas.)	PRECIO (Ptas./ Kg.)	PESO (Tm.)	VALOR (Miles Ptas.)	PRECIO (Ptas./ Kg.)	PESO (Tm.)	VALOR (Miles Ptas.)	PRECIO (Ptas./ Kg.)
1985	57.443,95	12.004.774	209	7.910,30	2.409.211	305	8.276,79	5.071.667	613
1986	55.384,53	12.342.231	223	7.617,10	2.457.101	323	2.758,82	2.538.538	920
1987	54.490,71	14.650.821	269	5.991,62	1.953.472	326	2.541,12	3.012.515	1.186
1988	44.165,86	12.592.952	285	6.591,65	2.527.056	383	2.497,61	3.283.743	1.315
1989	44.841,13	12.740.539	284	6.128,21	2.524.452	412	3.381,34	4.054.104	1.199
1990	50.838,06	15.286.967	301	5.522,77	2.364.113	428	2.341,86	3.286.084	1.403
1991	48.159,53	15.123.982	314	6.855,34	2.382.876	348	2.501,72	3.383.510	1.352
1992	37.270,31	12.886.636	346	5.490,34	2.227.909	406	1.611,26	2.818.825	1.749
1993	41.589,20	12.811.415	308	7.464,37	2.315.335	310	2.001,05	3.552.697	1.775
1994	46.024,06	14.031.218	305	12.949,78	3.437.905	265	3.191,96	4.244.987	1.330
1995	41.372,89	12.644.094	306	9.934,93	3.142.550	316	2.083,58	2.929.604	1.406
1996	44.275,44	13.837.553	313	6.185,62	2.264.877	366	2.569,64	3.277.299	1.275
1997	49.764,32	14.791.113	297	5.680,41	1.687.462	297	2.370,36	2.872.326	1.212
1998	57.809,24	14.486.863	251	6.747,15	1.870.230	277	3.609,56	3.171.716	879
1999	56.840,37	13.235.698	233	8.762,39	2.658.801	303	4.193,40	3.954.915	943

**TABLA 1.3. EVOLUCIÓN DE LA FLOTA OPERATIVA**

AÑO	DOTADAS CON MOTOR				NO DOTADAS CON MOTOR				TOTAL			
	BARCOS (Nº)	ARQUEO TRB	POTENCIA CV	TRIP	BARCOS (Nº)	ARQUEO TRB	POTENCIA CV	TRIP	BARCOS (Nº)	ARQUEO TRB	POTENCIA CV	TRIP
1985	1.464	92.458	355.131	12.224	168	259	0	266	1.632	92.717	355.131	12.490
1986	1.445	90.747	360.358	11.690	172	266	0	272	1.617	91.013	360.358	11.962
1987	1.356	87.718	363.976	10.726	176	273	0	279	1.532	87.991	363.976	11.005
1988	1.379	92.064	384.211	11.077	176	265	0	275	1.555	92.329	384.211	11.352
1989	1.386	93.513	393.835	11.205	172	232	0	257	1.558	93.746	393.835	11.462
1990	1.372	90.142	381.940	10.922	171	226	0	254	1.543	90.368	381.940	11.176
1991	1.369	92.792	388.973	10.883	171	226	0	254	1.540	93.018	388.973	11.137
1992	1.311	82.939	358.329	10.181	170	222	0	253	1.481	83.161	358.329	10.434
1993	1.269	76.347	336.457	9.561	171	223	0	255	1.440	76.570	336.457	9.816
1994	1.235	70.468	315.980	8.998	170	223	0	253	1.405	70.691	315.980	9.251
1995	1.218	65.937	300.582	8.631	168	209	0	247	1.386	66.146	300.582	8.878
1996	1.187	56.150	271.272	8.100	168	209	0	247	1.355	56.359	271.272	8.347
1997	1.152	49.160	244.588	7.550	165	201	0	241	1.317	49.361	244.588	7.791
1998	1.120	45.205	228.887	7.047	161	194	0	234	1.281	45.400	228.887	7.281
1999	1.068	40.890	210.358	6.491	159	192	0	230	1.227	41.082	210.358	6.721



SARDINA	PIL	6.153.869	286.842	7.778.137	466.242	6.857.958	516.137	3.905.342	208.485	4.329.243	320.808
SARGO BREADO	SBZ					1.478	653	1.415	707		
SARGOS	SWA	145.857	35.705	202.041	64.993	105.906	43.503	47.437	25.589	34.856	22.702
SERRANOS	BAS	1.059	0			2.509	318	1.382	196	345	23
SOLLA	PLE										
TAPACULOS	FLX	3.092	1.047	3.624	1.195	2.745	1.029	2.805	2.466	1.377	462
TEMLADERA	TOE	4.549	525	3.761	418	3.115	301			36	3
TINTORERA	BSH					84.960	8.246	101.010	10.319	29.200	3.127
VERRUGATO	COC										
VERRUGATO DE CANARIAS	UCA										
VIEJA	DEN							65	39		
VORAZ-BESUGO	SBR	211.245	186.233	249.537	242.393	293.211	323.517	318.816	405.485	413.784	547.856
ZORROS	THR					12.530	3.380	23.240	6.514	7.500	2.325
<b>TOTAL PECES</b>		<b>57.443.949</b>	<b>12.004.774</b>	<b>55.384.528</b>	<b>12.342.231</b>	<b>54.490.709</b>	<b>14.650.821</b>	<b>44.165.863</b>	<b>12.592.952</b>	<b>44.841.129</b>	<b>12.740.539</b>
ALMEJA BABOSA	CTS	25.385	7.757	9.913	4.010	5.237	3.217	2.797	1.563	75.865	73.156
ALMEJA CHOCHA	TPS	165.469	17.918								
ALMEJA FINA	CTG	61.447	47.505	53.363	44.254	18.228	12.456	45.010	55.814	105	6
ALMEJA JAPONESA	CTH										
ALMEJAS	CLX										
BERBERECHO	COC	12.000	240	1.148.644	31.108	224.404	6.287			18.692	935
BIGARO	PEE	3.675	164			2.450	168	8.245	787	1.225	187
BUSANO	MUE										
CALAMARES	SQC	769.308	449.198	855.717	502.681	749.347	517.239	861.122	663.065	681.875	509.279
CAÑAILLA	MSH	7.668	1.285	2.052	694	4.726	2.009	5.612	3.224	10.691	5.022
CARACOLAS	GAS							50	2	50	2
CASTAÑUELAS	CTL										
CHIRLA	SVE	547.583	110.695	484.899	145.019	16.016	4.848	292.399	108.211	390.555	153.242
CHOCO	CTC	854.915	264.370	592.189	235.905	791.202	326.770	774.733	342.376	674.487	336.432
CHOPOS-CHOPITOS	CTL	1.239.805	370.833	839.500	271.200	635.350	213.969	824.360	285.516	896.325	298.928
CLICA	CLB	3.148	243								
COQUINAS	DON	58.691	29.174	79.858	42.896	55.307	33.403	91.257	62.492	80.967	50.189
CORRUCO	COZ										
LONGUEIRON	RAE										
MEJILLON	MSX	59.220	1.351			105	3	1.140	49	35	2
MOLUSCOS MARINOS	MOL	42.280	6.873	98.700	13.600	10.850	2.744	12.071	2.417	10.523	2.607
NAVAJAS	SOI	339.657	77.323	121.440	48.859	267.160	60.605	258.375	68.544	45.842	13.759
OSTION	OYG										
OSTRA	OYF										
PIRULO	CLK			18.315	2.620	1.620	394	12.714	3.537	14.007	4.861
POTAS	OMZ	6.120	2.309	10.420	4.265	22.660	3.895	94.990	16.488	56.400	12.107
PULPO	OCC	3.685.900	1.017.537	3.294.165	1.104.445	3.095.867	740.135	3.181.054	890.782	3.055.966	1.036.872
PUNTILLITAS	SQQ			7.924	5.547	15.172	12.415				
RELOJ	DOQ										
VIEIRA	SCE	945	75			770	69	995	104	1.925	244
VOLADORES	SQM	27.080	4.361			75.150	12.847	124.730	22.084	112.675	26.624
<b>TOTAL MOLUSCOS</b>		<b>7.910.296</b>	<b>2.409.211</b>	<b>7.617.099</b>	<b>2.457.101</b>	<b>5.991.621</b>	<b>1.953.472</b>	<b>6.591.654</b>	<b>2.527.056</b>	<b>6.128.210</b>	<b>2.524.452</b>
BOGAVANTE	LBE	15.096	11.259	1.930	2.707	13.592	14.399	13.611	16.456	11.875	13.310
BUEY	CRE	1.890	183			980	151			140	6
CAMARONES	PAL	354.679	126.658	107.740	35.460	211.647	58.016	170.982	43.575	118.344	40.429
CANGREJOS DE MAR	CRA	5.739	431	25	2	18.909	3.020	21.994	2.528	20.487	3.444
CARABINERO	SSH	777.180	348.414	168.435	155.586	226.160	215.572	197.040	213.946	232.430	218.066
CENTOLLA	SCR	3.141	427	780	255	5.436	966	4.791	1.216	5.141	1.968
CIGALA	NEP	356.452	249.826	285.631	353.777	314.991	489.701	225.467	553.872	242.998	603.341
CRUSTACEOS MARINOS	CRU	210.100	52.593	199.100	67.600	288.678	78.713	234.933	80.510	311.209	104.552
GALERA	MTS	425.818	67.724	307.161	59.288	419.836	81.181	356.929	77.859	431.519	95.462
GAMBA	DPS	5.359.623	3.537.494	1.142.396	1.194.998	741.592	1.519.163	964.155	1.603.014	1.702.480	2.337.156
GAMBA ROJA	ARA	1.855	278			735	563			175	20
LANGOSTAS	CRW	595.612	334.663	346.010	240.523	114.480	122.667	52.471	56.489	57.123	51.049
LANGOSTINO	TGS	169.060	341.700	199.527	428.171	182.889	428.126	254.047	634.193	247.102	585.253
NECORAS	SWM	547	18	80	170	980	106	1.190	86	280	36
PERCEBE	PCB					210	171			35	11
<b>TOTAL CRUSTACEOS</b>		<b>8.276.792</b>	<b>5.071.667</b>	<b>2.758.815</b>	<b>2.538.538</b>	<b>2.541.115</b>	<b>3.012.515</b>	<b>2.497.610</b>	<b>3.283.743</b>	<b>3.381.338</b>	<b>4.054.104</b>
<b>TOTAL R. SURATLANTICA</b>		<b>73.631.037</b>	<b>19.485.653</b>	<b>65.760.442</b>	<b>17.337.870</b>	<b>63.023.445</b>	<b>19.616.808</b>	<b>53.255.127</b>	<b>18.403.751</b>	<b>54.350.677</b>	<b>19.319.094</b>



SARDINA	PIL	7.421.654	519.103	6.304.983	493.083	5.596.849	469.871	5.158.624	457.962	6.297.809	682.224
SARGO BREADO	SBZ	891	435	1.180	604	940	502	555	266	525	282
SARGOS	SWA	803.525	280.002	51.170	30.441	33.244	18.822	47.598	21.094	56.645	28.748
SERRANOS	BAS										
SOLLA	PLE									46	22
TAPACULOS	FLX	964	369	105	67	9.425	2.912	2.175	974	570	453
TEMLADERA	TOE	71	6	255	6	61	2	302	18	2.302	572
TINTORERA	BSH	30.080	3.440	69.796	8.587	87.843	11.358	224.750	34.070	150.108	30.593
VERRUGATO	COC										
VERRUGATO DE CANARIAS	UCA										
VIEJA	DEN										
VORAZ-BESUGO	SBR	426.420	619.389	421.078	691.339	629.668	913.171	764.641	1.041.474	854.486	1.126.250
ZORROS	THR	2.200	718	160	50	1.880	524	20.740	6.408	19.002	5.502
<b>TOTAL PECES</b>		<b>50.838.058</b>	<b>15.286.967</b>	<b>48.159.525</b>	<b>15.123.982</b>	<b>37.270.313</b>	<b>12.886.636</b>	<b>41.589.195</b>	<b>12.811.415</b>	<b>46.024.064</b>	<b>14.031.218</b>
ALMEJA BABOSA	CTS	108.240	32.998	108.867	20.737	32.556	6.550	114.519	15.843	78	25
ALMEJA CHOCHA	TPS							651.286	48.687	3.667.058	352.791
ALMEJA FINA	CTG	113.811	32.583	129.761	13.690	4.158	504	80.590	3.453	551.470	20.282
ALMEJA JAPONESA	CTH										
ALMEJAS	CLX							46.528	24.630	24.245	10.945
BERBERECHO	COC							3.750	300	13.310	633
BIGARO	PEE	1.120	250	2.535	326	290	45	2.180	137	3.400	259
BUSANO	MUE										
CALAMARES	SQC	692.298	472.148	1.598.933	717.238	612.743	616.703	715.796	463.391	929.381	411.945
CAÑAILLA	MSH	1.846	1.198	571	461	2.497	1.334	406	284	33.224	35.363
CARACOLAS	GAS	160	10	256	17	611	333	20	2	63	35
CASTAÑUELAS	CTL									17.410	12.586
CHIRLA	SVE	692.519	186.099	679.104	137.125	851.397	139.407	939.631	140.165	1.132.283	214.523
CHOCO	CTC	823.863	400.227	969.680	489.485	812.496	383.826	1.107.225	520.996	769.699	430.058
CHOPOS-CHOPITOS	CTL	704.400	232.269	570.010	163.336	294.560	132.130	407.363	171.448	728.620	219.644
CLICA	CLB									233.875	11.443
COQUINAS	DON	55.642	43.037	70.040	38.090	68.966	36.215	140.813	65.082	157.525	76.124
CORRUCO	COZ										
LONGUEIRON	RAE							300	88	2.598	314
MEJILLON	MSX			210	14			4.670	247	48.630	2.359
MOLUSCOS MARINOS	MOL	47.985	148.870	13.064	3.412	27.819	6.644	57.825	8.316	73.098	13.156
NAVAJAS	SOI	2.885	721					20	9	475	42
OSTION	OYG	35	8	35	10						
OSTRA	OYF					140	10				
PIRULO	CLK	19.544	10.796	5.849	2.523						
POTAS	OMZ	24.060	4.262	21.640	4.939	39.133	11.748	18.960	3.680	40.414	8.637
PULPO	OCC	2.146.371	775.916	2.595.531	768.321	2.713.385	882.878	3.138.374	839.139	4.432.042	1.582.678
PUNTILLITAS	SQQ			355	320	793	443	527	365	10.054	14.565
RELOJ	DOQ										
VIEIRA	SCE	1.085	149	8.140	748			8.733	1.187	20.348	5.096
VOLADORES	SQM	86.905	22.571	80.756	22.082	28.793	9.139	24.855	7.888	60.480	14.403
<b>TOTAL MOLUSCOS</b>		<b>5.522.769</b>	<b>2.364.113</b>	<b>6.855.337</b>	<b>2.382.876</b>	<b>5.490.337</b>	<b>2.227.909</b>	<b>7.464.371</b>	<b>2.315.335</b>	<b>12.949.780</b>	<b>3.437.905</b>
BOGAVANTE	LBE	13.421	15.660	13.558	13.905	4.030	10.759	3.650	9.615	6.399	9.238
BUEY	CRE										
CAMARONES	PAL	90.714	30.820	81.062	33.548	107.523	52.406	70.850	27.158	65.661	26.271
CANGREJOS DE MAR	CRA	18.315	2.023	24.420	2.800	958	111	3.202	413	9.978	7.989
CARABINERO	SSH	191.950	196.845	166.525	188.351	96.380	104.716	117.830	213.201	138.135	142.715
CENTOLLA	SCR	5.592	1.765	6.248	2.332	3.637	1.669	5.928	2.281	5.155	2.060
CIGALA	NEP	342.668	705.218	388.438	816.570	344.743	859.233	440.344	1.152.194	399.204	971.261
CRUSTACEOS MARINOS	CRU	240.496	138.275	222.270	88.298	204.113	112.976	204.248	119.569	230.882	193.208
GALERA	MTS	341.214	86.898	324.591	84.282	197.450	60.305	174.647	53.060	75.202	44.894
GAMBA	DPS	671.305	1.291.478	948.384	1.488.930	507.623	1.241.791	867.239	1.646.953	2.059.738	2.473.315
GAMBA ROJA	ARA										
LANGOSTAS	CRW	22.381	39.571	11.951	17.084	1.633	3.092	11.556	12.763	17.586	17.615
LANGOSTINO	TGS	403.244	777.482	312.419	647.267	143.173	371.767	97.808	315.044	175.219	355.626
NECORAS	SWM	560	49	975	87			3.310	378	8.803	795
PERCEBE	PCB			875	56			440	68		
<b>TOTAL CRUSTACEOS</b>		<b>2.341.860</b>	<b>3.286.084</b>	<b>2.501.716</b>	<b>3.383.510</b>	<b>1.611.263</b>	<b>2.818.825</b>	<b>2.001.052</b>	<b>3.552.697</b>	<b>3.191.962</b>	<b>4.244.987</b>
<b>TOTAL R. SURATLANTICA</b>		<b>58.702.687</b>	<b>20.937.165</b>	<b>57.516.578</b>	<b>20.890.368</b>	<b>44.371.913</b>	<b>17.933.370</b>	<b>51.054.618</b>	<b>18.679.447</b>	<b>62.165.806</b>	<b>21.714.110</b>

TOTAL REGION SURATLANTICA

TABLA 1.4. DATOS POR ESPECIES. AÑOS 1995-99

ESPECIE	FAO	1995		1996		1997		1998		1999	
		PESO (Kg.)	VALOR (Miles Ptas.)	PESO (Kg.)	VALOR (Miles Ptas.)	PESO (Kg.)	VALOR (Miles Ptas.)	PESO (Kg.)	VALOR (Miles Ptas.)	PESO (Kg.)	VALOR (Miles Ptas.)
ACEDIA	CET	1.427.939	658.994	1.926.238	684.003	2.485.059	899.009	1.421.237	337.205	763.090	275.576
AGUJA	BEN	3.129	1.904	9.953	4.085	376	87	14.595	6.111	4.074	1.834
ALACHA	SAA					20	1	680	175	1.397	530
ALOSAS	TSB	9	3					14.616	3.585	23	2
ANCHOVA	BLU	273.303	80.247	625.086	125.170	83.659	25.412	22.610	8.937	35.731	14.008
ANGUILA	ELE	30	1					140	16		
ARAÑAS	WEX	33.181	6.079	9.399	1.599	21.834	3.281	10.922	2.040	74.890	12.285
ATUN	BFT	694.063	242.687	823.430	326.231	608.196	367.812	680.287	470.950	924.570	681.999
BABOSAS	BLE									22	16
BACALADILLA	WHB	207.107	17.132	62.521	5.809	140.735	7.791	105.143	13.179	192.071	29.151
BACORETA	LTA	423	165	1.580	264			3.481	1.429		
BAILA	SPU	6.797	3.725	772	517	11.726	5.819	16.756	7.920	15.378	8.444
BESUGO BLANCO	SBA	786.562	195.908	916.454	239.743	933.960	255.300	513.918	114.288	321.718	90.640
BODIONES	WRA	228	56			115	31			175	73
BOGA	BOG	247.520	20.513	329.431	26.660	362.600	33.785	302.242	27.487	1.910.172	240.604
BONITO	BON	104.384	39.979	61.163	16.899	36.926	7.245	46.415	12.915	30.530	5.714
BOQUERON	ANE	5.063.316	1.364.711	5.766.738	2.079.020	12.682.765	4.231.375	19.890.818	4.436.316	22.709.664	4.705.913
BRECA	PAC	320.471	142.380	247.617	113.421	301.242	149.309	257.573	163.536	250.673	144.961
BROTOLAS	FOX	47.729	17.246	15.918	6.746	30.556	7.802	25.017	9.359	32.161	8.530
BURRO	GBR	51.224	14.856	83.860	23.787	181.224	46.150	126.980	53.792	48.288	21.524
BURRO LISTADO	GRA									350	40
CABALLAS	MAZ	1.302.912	145.948	1.182.104	153.756	1.225.685	115.834	1.675.519	142.988	1.291.295	135.787
CABRILLA	CBR			3.603	694	10.354	2.352	790	178		
CACHUCHO	DEL	144.535	50.451	68.972	18.523	744	154	367	347	1.264	687
CARAMEL-CHUCLAS	PIC	5.278	1.313	3.652	926	2.577	608	4.795	1.263	4.193	1.313
CAZON	GAG	45.116	24.024	77.321	39.288	70.113	33.182	58.481	30.447	26.259	14.912
CHERNA	WRF	15.539	2.800	12.963	5.567	21.923	4.274	37.173	5.373	76.196	10.578
CHOPA	BRB	10.301	1.106	6.824	1.017	13.908	1.607	13.091	1.580	24.688	3.070
CHUCHOS	SRX	442	41	986	100	9	2			1.995	253
CINTA	PRC					82	26				
CONGRIO	COE	50.903	13.589	39.074	7.516	90.321	20.504	78.749	24.586	19.911	10.169
CORVALLO	CBM					1.459	187				
CORVAS	CDX	66	17	87	30	332	134	64	18	36	6
CORVINA	MGR	124.173	68.412	140.131	70.967	262.189	136.613	227.745	125.851	159.024	111.910
DENTONES-HURTA	DEX,REA	48.163	52.114	93.088	66.918	27.286	18.060	38.618	42.628	5.660	8.664
DORADA	SBG	93.748	33.321	114.054	76.647	74.230	57.206	45.055	36.586	11.989	9.371
ESCOLARES	GEP	448	129	449	103	559	57			983	202
ESCUALOS DIVERSOS	SKH	670.209	204.966	670.609	197.261	1.013.992	333.359	622.840	203.896	122.236	39.857
ESPETON	BAR	112	23	1.178	204	2.240	961	354	131		
FALSO ABADEJO	GPX	385	378	1.621	605	8.059	852	1.639	1.368	855	544
FANECA	BIB	17.761	2.434	27.691	3.113	61.513	6.660	6.968	966	10.989	1.560
GALLINETA	BRF	9.888	2.848	17.344	4.731	10.561	4.946	18.797	6.331	18.050	7.990
GARAPELLO	PAR	30.051	11.421	59.062	22.308	6	5	103	41	5.351	2.872
HERRERA	SSB	221.548	108.890	182.141	93.378	232.304	119.398	156.959	103.703	132.660	90.154
HUEVAS											
HURTA	REA	1.393	1.570	1.317	1.446	44.342	53.669			415	217
JAPUTA	POA	300.987	126.708	98.403	37.700	343.547	116.204	36.843	18.167	19.300	7.902
JURELES	JAX	1.413.412	164.141	1.332.304	172.206	1.493.657	189.401	1.275.560	165.163	1.383.446	222.605
LAMPUGA	DOL	1.343	672	822	160	35	10	65	30	2.081	1.747
LENGUADOS	SOX	1.192.723	681.338	1.493.652	855.016	1.004.241	608.533	743.213	419.451	412.658	308.348
LISAS	MUL	64.350	4.411	54.271	3.506	73.306	4.923	89.366	5.599	169.511	9.679
LISTADO	SKJ	997	681	5.047	4.137	4.666	8.499	9.804	5.738	3.845	3.215
LUBINA	BSS	10.236	6.128	25.437	22.547	30.825	21.814	18.550	19.980	24.521	24.774
MARRAJO-TINTORERA	SMA,BSH	36.471	17.003	67.690	28.610	113.579	53.392	14.120	7.707	14.350	7.932
MELVA	BLT	27.665	3.924	10.467	603	2.335	492	12.444	2.437	56.166	10.567
MERLUZA	HKE	11.910.427	4.104.917	12.399.612	4.329.387	11.273.964	3.407.790	9.612.296	2.829.498	9.577.391	2.790.895
MERO	GPD	8.255	7.705	16.720	11.053	13.771	17.502	10.743	16.899	3.428	4.240
MIELGAS	DGS	432	116	843	230	254	63	140	36		
MOJARRA	SRG	54.452	8.630	22.660	3.811	30.441	4.674	75.401	10.307	121.662	14.449
MORENA	MUI	5.154	791	8.910	1.203	24.937	2.789	11.705	1.379	2.890	511
PALOMETA	POP	230	79	2.382	803	1.438	521	1.550	614	1.705	591
PALOMETON	LEE	7.348	1.072	4.630	422	540	231	948	110	1.172	104
PAPARDA	SAU	500	50	30	8						
PARGO-BOCINEGRO	RPG	236.236	113.857	240.820	126.517	318.252	232.432	262.669	185.731	69.588	69.840
PARGO-SAMA DE PLUMA	DEP	5.216	4.252	10.300	9.353	4.904	4.898	340	438	2	4
PARRACHO	BLL	187	281	72	113	240	260	51	94	46	39
PATUDO	BET	420	99								
PECES MARINOS	MZZ	5.410.727	1.394.606	5.231.125	1.088.201	2.965.982	540.993	8.078.633	1.886.640	4.255.786	782.484
PEJERREY	SIL	13.823	1.557	1.154	256	1.012	171	376	44	907	104
PELUDA	MSF	20.154	11.667	53.355	16.271	46.803	15.716	39.393	18.317	59.164	25.790
PEZ BALLESTA	TRI	17.407	4.308	7.164	1.410	6.448	2.063	397	132	2.385	876
GALLOS, PEZ DE SAN PEDRO	JOD,LEZ	213.573	112.107	269.070	117.343	171.659	81.979	157.665	76.618	159.612	84.836
PEZ ESPADA	SWO	557.046	393.357	306.100	233.587	243.936	194.369	243.689	245.528	21.421	21.250
PEZ LIMON	AMB	2.838	1.618	3.691	2.171	16.089	7.516	7.812	5.852	1.134	956
PEZ MARTILLO	SPZ	331	105	150	65					626	186
PEZ RATA	URA	727	292	390	235	770	300	416	246		
PEZ SABLE	SFS	5.425	1.126	10.030	1.186	3.089	638	7.994	1.413	13.158	1.708
PINTARROJAS	SCL	7.442	2.839	12.775	4.734	27.326	8.692	26.032	7.415	27.965	8.047
RABIL	YFT	30	2								
RAPES	MNZ	276.240	158.551	342.596	169.652	183.766	95.604	137.729	79.608	103.025	71.971
RASCACIOS	SCS	29.422	7.042	30.460	3.531	38.968	4.275	32.458	4.150	22.555	3.507
RAYAS	RAJ	170.518	40.371	144.945	31.060	106.653	23.421	93.367	24.951	58.828	15.456
RAYAS-MANTAS	BAI	98.759	13.948	99.144	10.876	85.144	9.855	70.831	9.675	38.550	5.400
RODABALLOS	LEF	8.808	2.786	5.710	1.984	11.404	4.329	59.273	26.929	71.905	27.014
RONCADOR	BGR	32.779	8.880	27.889	7.953	64.555	15.407	79.802	20.851	47.071	12.642
RUBIOS	GUX	10.340	3.040	11.915	3.637	37.642	7.654	27.717	12.592	8.421	1.969
SALEMA	SLM	1.246	124	2.117	306	4.740	354	2.785	361	11.341	1.319
SALMONETES	MUX	298.171	186.041	379.154	181.699	557.265	245.823	389.505	170.109	304.834	254.401
SAPO	TDF	10	1	44	3	30	4	160	19		

SARDINA	PIL	6.105.285	680.122	6.935.583	765.072	8.609.785	1.011.624	9.331.229	1.207.872	10.223.500	1.282.728
SARGO BREADO	SBZ	720	360	1.040	465	954	487				
SARGOS	SWA	74.742	36.411	218.869	151.068	117.360	58.753	94.087	57.846	55.182	30.102
SERRANOS	BAS	650	92	1.300	184	20	12	5	1	23.671	3.478
SOLLA	PLE			105	81	233	146	35	27		
TAPACULOS	FLX	575	491	613	458	36.389	7.893			3.445	1.411
TEMLADERA	TOE	4.216	929	496	52	117	24	106	22	766	106
TINTORERA	BSH	139.190	26.965	110.325	18.141	74.593	17.844	21.983	3.601	6.773	5.739
VERRUGATO	COC	1.711	671			4.195	1.429	4.758	1.513	1.364	590
VERRUGATO DE CANARIAS	UCA	2.302	1.537	205	145	2.414	1.496	307	285	16.630	11.244
VIEJA	DEN	3.349	3.865			3.923	3.820			1.589	1.932
VORAZ-BESUGO	SBR	502.596	761.558	659.540	991.054	532.936	794.860	283.349	537.351	199.400	404.506
ZORROS	THR	24.310	7.491	28.879	8.237	17.405	8.279			6.569	4.545
<b>TOTAL PECES</b>		<b>41.372.889</b>	<b>12.644.094</b>	<b>44.275.436</b>	<b>13.837.553</b>	<b>49.764.318</b>	<b>14.791.113</b>	<b>57.809.236</b>	<b>14.486.863</b>	<b>56.840.365</b>	<b>13.235.698</b>
ALMEJA BABOSA	CTS	215.606	43.148	9.505	1.344	3.291	393	320	229	732	1.016
ALMEJA CHOCHA	TPS	1.376.553	166.124	6.332	1.587			2	1		
ALMEJA FINA	CTG	696.110	22.845	241.050	12.262	85.839	6.690	284.031	18.034	291.797	21.915
ALMEJA JAPONESA	CTH					90	35				
ALMEJAS	CLX	3.296	741			114	126	315	220	4.394	2.569
BERBERECHO	COC	3.040	376	7.597	271	607.378	56.171	15.505	1.782	10	7
BIGARO	PEE	2.670	144	2.890	228	3.554	415	4.300	183	1.520	225
BUSANO	MUE							2.946	2.650	33	15
CALAMARES	SQC	598.737	266.575	570.486	256.114	498.556	207.924	367.660	189.599	272.614	211.573
CAÑAILLA	MSH	65.598	75.062	100.410	153.452	31.128	19.630	2.505	4.029	8.369	7.472
CARACOLAS	GAS	258	139	1.400	472	27	9	106	67	10	19
CASTAÑUELAS	CTL	30.674	24.135	8.240	6.598	6.326	4.958			4.742	3.190
CHIRLA	SVE	1.262.416	193.648	1.727.757	400.261	1.607.563	379.820	3.180.324	751.416	3.344.495	781.905
CHOCO	CTC	835.896	494.613	722.836	422.503	749.320	401.736	726.742	350.094	612.633	348.910
CHOPOS-CHOPITOS	CTL	899.315	249.194	813.464	179.968	774.980	203.646	714.700	197.603	444.170	136.436
CLICA	CLB	177.060	9.635	8.090	407						
COQUINAS	DON	16.652	9.625	5.717	3.228	12.092	3.974	3.312	1.865	2.266	697
CORRUCO	COZ					80	24				
LONGUEIRON	RAE	180	24	1.955	483	880	337				
MEJILLON	MSX	115.580	4.719	82.750	3.360	48.350	3.048	8.084	1.026	1.260	70
MOLUSCOS MARINOS	MOL	184.076	49.108	139.107	17.578	156.406	14.212	214.490	24.261	139.815	16.521
NAVAJAS	SOI	100	15	37.320	7.323	9.921	2.542			62	44
OSTION	OYG									280	26
OSTRA	OYF	600	162					30	2		
PIRULO	CLK	115	23					22	15		
POTAS	OMZ	13.058	3.064	50.383	9.491	150.859	29.756	172.478	26.774	237.847	47.772
PULPO	OCC	3.365.626	1.495.300	1.553.188	754.684	633.815	269.143	605.621	208.477	2.876.772	967.106
PUNTILLITAS	SQQ	15.450	21.353	12.784	17.172	36.159	37.595	23.538	32.435	25.522	44.018
RELOJ	DOQ	300	128	600	255	40	10				
VIEIRA	SCE	25.875	4.954	5.030	1.345	130	18	510	53		
VOLADORES	SQM	30.085	7.698	76.730	14.491	263.510	45.250	419.610	59.417	493.044	67.296
<b>TOTAL MOLUSCOS</b>		<b>9.934.926</b>	<b>3.142.550</b>	<b>6.185.621</b>	<b>2.264.877</b>	<b>5.680.408</b>	<b>1.687.462</b>	<b>6.747.150</b>	<b>1.870.230</b>	<b>8.762.387</b>	<b>2.658.801</b>
BOGAVANTE	LBE	6.220	8.333	4.656	9.187	6.216	9.645	5.291	6.499	3.350	6.786
BUEY	CRE	100	9	240	20	5.543	509	4.640	985	75	37
CAMARONES	PAL	67.961	26.602	104.207	64.671	20.261	12.868	13.187	7.974	8.339	4.306
CANGREJOS DE MAR	CRA	8.238	4.998	31.779	13.653	30.053	7.069	12.843	2.047	7.657	3.731
CARABINERO	SSH	55.320	63.806	168.252	157.880	79.380	107.596	64.049	130.289	86.210	159.880
CENTOLLA	SCR	7.343	2.082	15.533	2.913	8.807	1.901	6.062	1.336	4.430	1.059
CIGALA	NEP	232.701	485.522	128.822	262.348	100.357	168.753	148.575	210.493	196.015	292.358
CRUSTACEOS MARINOS	CRU	153.966	70.073	37.060	7.429	122.933	25.407	174.567	30.232	68.704	12.670
GALERA	MTS	57.366	24.975	39.792	21.812	48.071	34.490	42.658	30.371	12.670	4.708
GAMBA	DPS	1.098.648	1.549.877	1.608.559	1.984.544	1.520.964	1.707.568	2.615.810	1.809.685	3.484.174	2.729.001
GAMBA ROJA	ARA							220	90		
LANGOSTAS	CRW	11.237	11.160	9.658	5.345	4.621	5.274	3.386	3.958	3.452	3.645
LANGOSTINO	TGS	371.324	681.156	415.013	746.981	405.155	789.732	498.374	936.510	300.799	735.819
NECORAS	SWM	13.156	1.011	6.072	517	17.977	1.504	19.901	1.248	17.523	914
PERCEBE	PCB					20	10				
<b>TOTAL CRUSTACEOS</b>		<b>2.083.580</b>	<b>2.929.604</b>	<b>2.569.643</b>	<b>3.277.299</b>	<b>2.370.358</b>	<b>2.872.326</b>	<b>3.609.563</b>	<b>3.171.716</b>	<b>4.193.398</b>	<b>3.954.915</b>
<b>TOTAL R. SURATLANTICA</b>		<b>53.391.395</b>	<b>18.716.248</b>	<b>53.030.700</b>	<b>19.379.729</b>	<b>57.815.084</b>	<b>19.350.901</b>	<b>68.165.948</b>	<b>19.528.810</b>	<b>69.796.150</b>	<b>19.849.414</b>



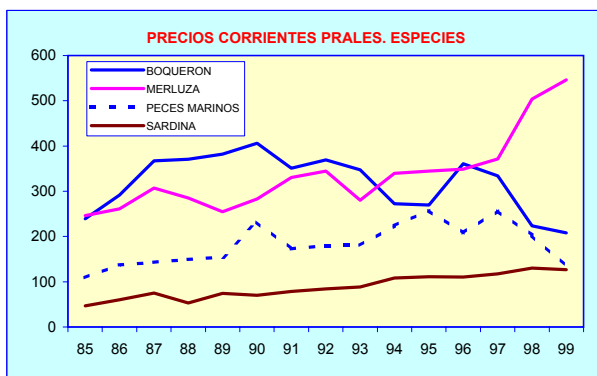
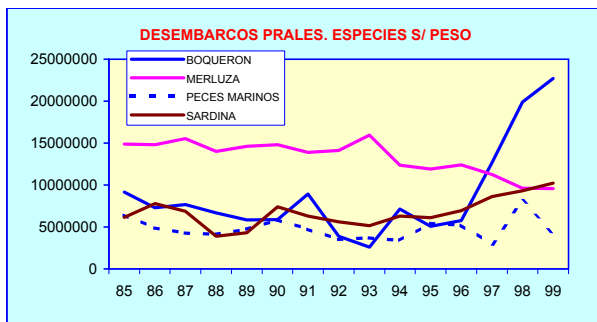
**TOTAL REGION SURATLANTICA**

**TABLA 1.5. PRINCIPALES ESPECIES SEGÚN PESO (MEDIAS QUINQUENALES PARA PESO Y VALOR)**

ESPECIE	FAO	85-89			90-94			95-99		
		PESO MEDIO		VALOR MEDIO	PESO MEDIO		VALOR MEDIO	PESO MEDIO		VALOR MEDIO
		(Kg.)	(% s/ total)	(Miles Ptas.)	(Kg.)	(% s/ total)	(Miles Ptas.)	(Kg.)	(% s/ total)	(Miles Ptas.)
ACEDIA	CET	2.082.324	3,36%	860.947	2.213.464	4,04%	1.176.119	1.604.713	2,66%	570.958
BOQUERON	ANE	7.328.298	11,82%	2.368.635	5.675.826	10,36%	1.957.940	13.222.660	21,92%	3.363.467
CABALLAS	MAZ	4.780.876	7,71%	359.007	1.970.104	3,60%	221.333	1.335.503	2,21%	138.863
GAMBA	DPS	1.982.049	3,20%	2.038.365	1.010.858	1,85%	1.628.493	2.065.631	3,42%	1.956.135
JURELES	JAX	1.071.147	1,73%	115.337	1.343.547	2,45%	159.525	1.379.676	2,29%	182.703
LENGUADOS	SOX	1.780.432	2,87%	1.043.326	1.090.341	1,99%	745.999	969.297	1,61%	574.537
MERLUZA	HKE	14.766.779	23,82%	4.000.676	14.224.918	25,98%	4.461.960	10.954.738	18,16%	3.492.497
PECES MARINOS	MZZ	4.879.303	7,87%	664.093	4.229.532	7,72%	844.587	5.188.451	8,60%	1.138.585
PULPO	OCC	3.262.590	5,26%	957.954	3.005.141	5,49%	969.786	8.241.076	13,66%	989.484
SARDINA	PIL	5.804.910	9,36%	359.703	6.155.984	11,24%	524.449	1.807.004	3,00%	738.942
<b>TOTAL GENERAL</b>		<b>62.004.146</b>	<b>100,00%</b>	<b>18.832.635</b>	<b>54.762.320</b>	<b>100,00%</b>	<b>20.030.892</b>	<b>60.318.380</b>	<b>100,00%</b>	<b>19.353.786</b>

**TABLA 1.6. PRINCIPALES ESPECIES SEGÚN VALOR (MEDIAS QUINQUENALES PARA PESO Y VALOR)**

ESPECIE	FAO	85-89			90-94			95-99		
		PESO MEDIO	VALOR MEDIO		PESO MEDIO	VALOR MEDIO		PESO MEDIO	VALOR MEDIO	
			(Kg.)	(Miles Ptas.)		(% s/ total)	(Kg.)		(Miles Ptas.)	(% s/ total)
ACEDIA	CET	2.082.324	860.947	4,57%	2.213.464	1.176.119	5,87%	1.604.713	570.958	2,95%
BOQUERON	ANE	7.328.298	2.368.635	12,58%	5.675.826	1.957.940	9,77%	13.222.660	3.363.467	17,38%
GAMBA	DPS	1.982.049	2.038.365	10,82%	1.010.858	1.628.493	8,13%	2.065.631	1.956.135	10,11%
LANGOSTINO	TGS	210.525	483.489	2,57%	226.373	493.437	2,46%	398.133	778.039	4,02%
LENGUADOS	SOX	1.780.432	1.043.326	5,54%	1.090.341	745.999	3,72%	969.297	574.537	2,97%
MERLUZA	HKE	14.766.779	4.000.676	21,24%	14.224.918	4.461.960	22,28%	10.954.738	3.492.497	18,05%
PECES MARINOS	MZZ	4.879.303	664.093	3,53%	4.229.532	844.587	4,22%	5.188.451	1.138.585	5,88%
PULPO	OCC	3.262.590	957.954	5,09%	3.005.141	969.786	4,84%	8.241.076	989.484	5,11%
SARDINA	PIL	5.804.910	359.703	1,91%	6.155.984	524.449	2,62%	1.807.004	738.942	3,82%
VORAZ-BESUGO	SBR	297.319	341.097	1,81%	619.259	878.325	4,38%	435.564	697.866	3,61%
<b>TOTAL GENERAL</b>		<b>62.004.146</b>	<b>18.832.635</b>	<b>100,00%</b>	<b>54.762.320</b>	<b>20.030.892</b>	<b>100,00%</b>	<b>60.318.380</b>	<b>19.353.786</b>	<b>100,00%</b>





# TOTAL REGION SURATLANTICA

TABLA 1.7. ESTRUCTURA DE LA FLOTA POR MODALIDADES (1989, 1999 Y VARIACIÓN)

VARIABLES	ARRASTRE			CERCO			OTRAS MODALIDADES			TODAS LAS MODALIDADES		
	1989	1999	VARIAC. (%)	1989	1999	VARIAC. (%)	1989	1999	VARIAC. (%)	1989	1999	VARIAC. (%)
Nº DE BARCOS	630	363	-42,38	139	116	-19,83	789	748	-5,20	1.558	1.227	-21,25
ARQUEO (TRB)	81.023	27.694	-65,82	8.848	9.820	9,90	3.875	3.568	-7,91	93.746	41.082	-56,18
POTENCIA (CV)	314.280	136.592	-56,54	46.220	42.718	-8,20	33.335	31.048	-6,86	393.835	210.358	-46,59
TRIP. (Nº)	6.768	3.111	-54,03	1.624	1.198	-35,56	2.041	1.942	-4,85	10.433	6.251	-40,08

TABLA 1.9. INDICE DE PRECIOS PERCIBIDOS (IPP), SEGÚN MODALIDAD Y TOTAL

AÑO	INDICE DE PRECIOS PERCIBIDOS				PRECIOS CONSTANTES (BASE 1992)			
	PECES	MOLUSCOS	CRUSTACEOS	TOTAL	PECES	MOLUSCOS	CRUSTACEOS	TOTAL
1985	62,48	75,99	36,70	60,08	216,04	308,37	642,13	242,83
1986	70,03	90,96	53,40	70,00	242,14	369,11	934,12	282,93
1987	81,13	83,11	75,67	80,52	280,53	337,27	1323,79	325,41
1988	82,63	94,33	81,63	83,93	285,70	382,78	1428,07	339,21
1989	81,49	104,00	75,88	83,41	281,76	422,03	1327,45	337,09
1990	89,06	102,74	80,67	89,43	307,92	416,91	1411,30	361,45
1991	92,05	81,47	74,93	88,02	318,28	330,58	1310,83	355,75
1992	100,00	100,00	100,00	100,00	345,76	405,79	1749,45	404,16
1993	86,62	81,40	97,07	87,62	299,50	330,30	1698,20	354,14
1994	89,15	90,37	77,33	87,43	308,24	366,73	1352,88	353,36
1995	91,87	100,87	72,33	89,90	317,64	409,33	1265,33	363,32
1996	91,65	107,72	67,49	89,83	316,90	437,13	1180,63	363,05
1997	95,92	97,42	64,59	91,14	331,64	395,30	1129,91	368,36
1998	108,45	90,15	55,11	97,73	374,98	365,83	964,12	394,97
1999	116,09	100,15	57,42	104,82	401,41	406,39	1004,50	423,64

