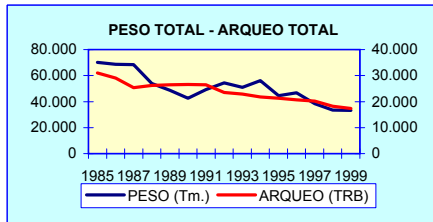
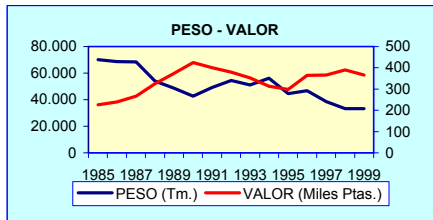


**TOTAL REGION SURMEDITERRANEA**

**TABLA 1.1. RESUMEN TOTAL ANUAL**

AÑO	PESO (Tm.)	VALOR (Miles Ptas.)	PRECIO MEDIO (Ptas.)
1985	70.182,62	15.838.283	226
1986	68.677,83	16.445.202	239
1987	68.403,25	18.260.367	267
1988	53.911,15	17.533.228	325
1989	48.715,14	18.188.607	373
1990	42.702,09	18.106.947	424
1991	49.233,50	19.722.630	401
1992	54.339,90	20.652.850	380
1993	51.004,19	17.950.355	352
1994	56.225,60	17.646.772	314
1995	44.574,79	13.316.060	299
1996	46.771,42	17.011.738	364
1997	38.479,58	14.082.326	366
1998	33.364,60	13.011.489	390
1999	33.253,23	12.193.811	367



**TABLA 1.2. RESUMEN POR CATEGORÍAS (PECES, MOLUSCOS, CRUSTACEOS)**

AÑO	PECES			MOLUSCOS			CRUSTACEOS		
	PESO (Tm.)	VALOR (Miles Ptas.)	PRECIO (Ptas./ Kg.)	PESO (Tm.)	VALOR (Miles Ptas.)	PRECIO (Ptas./ Kg.)	PESO (Tm.)	VALOR (Miles Ptas.)	PRECIO (Ptas./ Kg.)
1985	60.567,08	11.776.910	194	5.409,07	1.193.930	221	4.206,47	2.867.443	682
1986	58.373,81	12.422.764	213	7.349,39	1.402.185	191	2.954,63	2.620.252	887
1987	57.792,35	13.356.434	231	7.650,01	1.478.960	193	2.960,89	3.424.973	1.157
1988	44.337,00	12.469.328	281	6.804,85	1.620.729	238	2.769,31	3.443.171	1.243
1989	41.369,03	12.678.054	306	4.112,48	1.544.487	376	3.233,64	3.966.066	1.227
1990	36.368,97	12.520.014	344	3.865,41	1.714.979	444	2.467,71	3.871.954	1.569
1991	42.507,88	13.163.402	310	3.825,16	1.597.039	418	2.900,46	4.962.189	1.711
1992	44.906,48	14.172.510	316	6.788,06	1.754.647	258	2.645,36	4.725.693	1.786
1993	44.025,90	13.028.492	296	4.659,75	1.282.340	275	2.318,54	3.639.523	1.570
1994	48.526,96	12.590.661	259	4.519,55	1.268.930	281	3.179,09	3.787.181	1.191
1995	38.699,88	9.788.820	253	3.880,53	1.184.497	305	1.994,38	2.342.744	1.175
1996	39.143,83	12.275.451	314	5.191,63	1.305.449	251	2.435,96	3.430.837	1.408
1997	29.889,88	9.627.391	322	6.160,75	1.448.257	235	2.428,95	3.006.678	1.238
1998	26.398,95	8.571.551	325	5.026,98	1.103.776	220	1.938,67	3.336.162	1.721
1999	26.065,58	7.382.126	283	4.956,18	1.298.951	262	2.231,47	3.512.734	1.574

**TABLA 1.3. EVOLUCIÓN DE LA FLOTA OPERATIVA**

AÑO	DOTADAS CON MOTOR				NO DOTADAS CON MOTOR				TOTAL			
	BARCOS (Nº)	ARQUEO TRB	POTENCIA CV	TRIP	BARCOS (Nº)	ARQUEO TRB	POTENCIA CV	TRIP	BARCOS (Nº)	ARQUEO TRB	POTENCIA CV	TRIP
1985	1.260	30.801	159.435	9.330	178	208	0	242	1.438	31.009	159.435	9.572
1986	1.244	28.795	153.779	8.620	179	209	0	244	1.423	29.004	153.779	8.864
1987	1.140	25.091	143.287	6.846	181	210	0	246	1.321	25.302	143.287	7.092
1988	1.172	26.009	149.462	7.055	179	192	0	237	1.351	26.201	149.462	7.292
1989	1.179	26.220	151.312	7.075	177	189	0	235	1.356	26.409	151.312	7.310
1990	1.183	26.379	152.495	7.027	177	189	0	235	1.360	26.568	152.495	7.262
1991	1.190	26.219	152.531	6.963	177	189	0	235	1.367	26.408	152.531	7.198
1992	1.162	23.352	141.650	6.638	177	189	0	235	1.339	23.541	141.650	6.873
1993	1.156	22.667	138.726	6.510	179	191	0	237	1.335	22.858	138.726	6.747
1994	1.140	21.645	134.583	6.312	177	188	0	234	1.317	21.833	134.583	6.546
1995	1.137	21.153	132.930	6.191	178	186	0	237	1.315	21.339	132.930	6.428
1996	1.127	20.467	128.865	6.057	173	179	0	230	1.300	20.646	128.865	6.287
1997	1.140	19.982	126.889	5.993	172	177	0	227	1.312	20.159	126.889	6.220
1998	1.116	17.988	116.723	5.680	172	175	0	226	1.288	18.163	116.723	5.906
1999	1.093	17.203	112.337	5.469	170	173	0	223	1.263	17.376	112.337	5.692



TEMLADERA	TOE	67.019	14.561	19.100	3.820	15.000	3.400	7.760	1.642		
VORAZ-BESUGO	SBR	225.340	24.876	274.500	27.300	264.661	55.135	158.240	35.304	218.670	262.741
ZORROS	THR					2.944	1.029	1.472	514		
<b>TOTAL PECES</b>		<b>60.567.079</b>	<b>11.776.910</b>	<b>58.373.805</b>	<b>12.422.764</b>	<b>57.792.354</b>	<b>13.356.434</b>	<b>44.336.996</b>	<b>12.469.328</b>	<b>41.369.026</b>	<b>12.678.054</b>
ALMEJA BABOSA	CTS	13.512	2.885	154	84	10.332	5.694			5.200	2.433
ALMEJA CHOCHA	TPS	338.407	67.263	456.900	103.200	327.924	88.256	215.631	66.184	157.768	51.399
ALMEJA FINA	CTG	11.134	2.163	24.414	12.382	25.375	9.857	34.048	14.849	26.320	15.340
ALMEJAS	CLX							7.190	505	7.217	574
ALMEJON-BOLO	CLJ	59.335	8.421	96.600	17.400	101.667	19.657	102.723	25.761	28.169	6.377
BERBERECHO	COC										
BIGARO	PEE										
BUSANO	MUE	18.500	12.050	12.400	8.740	16.200	8.780	11.600	5.355		
CALAMARES	SQC	439.696	189.900	568.122	263.255	689.067	333.764	593.302	373.477	506.071	327.587
CAÑAILLA	MSH	29.391	9.637	22.000	6.150	23.554	6.259	15.463	3.530	865	255
CARACOLAS	GAS	400	12							200	27
CHIRLA	SVE	126.673	41.652	218.451	77.965	165.923	67.757	120.805	62.738	306.410	140.723
CHOCO	CTC	501.944	152.552	494.893	170.721	437.024	173.131	372.738	157.712	352.174	153.763
CHOPOS-CHOPITOS	CTL	196.748	66.198	88.270	37.253	101.435	42.369	107.776	56.189	81.135	47.254
CLICA	CLB										
CONCHA FINA	CLV	442.382	44.584	790.224	88.901	528.282	68.749	682.527	99.793	416.070	73.976
COQUINAS	DON	11.530	8.316	20.400	15.000	21.475	14.203	19.779	14.944	6.453	6.749
CORRUCO	COZ	457.090	13.714	2.148.141	67.620	2.774.059	96.043	1.965.003	102.757	11.779	577
LONGUEIRON	RAE										
MEJILLON	MSX	14.100	2.820	18.840	5.315	20.050	4.130	22.900	5.580		
MOLUSCOS MARINOS	MOL	62.598	20.873	248.554	27.870	74.380	37.348	115.070	48.216	260.189	83.781
NAVAJAS	SOI										
OSTION	OYG					7.955	485				
PIRULO	CLK										
POTAS	OMZ	155.853	20.332	131.371	18.258	178.267	25.274	245.567	34.173	166.623	31.079
PULPO	OCC	2.335.806	476.287	1.920.660	448.371	2.029.587	452.271	1.997.703	510.273	1.686.874	586.288
PUNTILLITAS	SQQ										
RELOJ	DOQ					36.711	5.234	9.564	732	10.158	1.219
VIEIRA	SCE	193.972	54.272	87.000	33.100	72.982	18.754	165.036	37.945	61.220	12.893
VOLADORES	SQM			2.000	600	7.760	943	420	16	21.580	2.195
<b>TOTAL MOLUSCOS</b>		<b>5.409.071</b>	<b>1.193.930</b>	<b>7.349.394</b>	<b>1.402.185</b>	<b>7.650.009</b>	<b>1.478.960</b>	<b>6.804.845</b>	<b>1.620.729</b>	<b>4.112.475</b>	<b>1.544.487</b>
BOGAVANTE	LBE	3.424	7.443	11.712	18.708	1.389	3.032	4.259	10.734	520	1.311
BUEY	CRE										
CAMARONES	PAL	441.155	131.411	476.815	158.025	547.556	233.440	533.466	273.216	461.880	213.539
CAMARONES	PAL	61.848	97.899	67.300	90.600	88.850	99.586	90.217	98.372	72.691	107.620
CANGREJOS DE MAR	CRA	80.517	8.800	101.500	11.725	98.712	12.218	102.769	12.826	95.430	12.976
CARABINERO	SSH	275.772	191.327	250.943	223.789	325.832	389.914	318.547	409.904	298.983	375.898
CENTOLLA	SCR	7.775	1.799			5.281	1.261	4.802	1.330	1.599	480
CIGALA	NEP	407.533	526.153	436.827	597.745	458.306	782.741	392.474	756.962	420.769	774.391
CRUSTACEOS MARINOS	CRU	35.945	7.178	45.367	24.954	24.900	2.918	19.090	2.458	92.224	15.255
GALERA	MTS					45	9	32	10		
GAMBA	DPS	2.818.366	1.765.619	1.475.230	1.337.608	1.352.114	1.786.899	1.243.394	1.756.139	1.706.270	2.293.434
GAMBA ROJA	ARA										
LANGOSTAS	CRW	53.862	94.169	65.080	113.644	37.764	70.702	40.934	77.169	46.019	92.273
LANGOSTINO	TGS	20.271	35.645	23.856	43.454	20.140	42.253	19.321	44.050	37.255	78.889
NECORAS	SWM										
PERCEBE	PCB										
SASTRE	LOQ										
<b>TOTAL CRUSTACEOS</b>		<b>4.206.468</b>	<b>2.867.443</b>	<b>2.954.630</b>	<b>2.620.252</b>	<b>2.960.889</b>	<b>3.424.973</b>	<b>2.769.305</b>	<b>3.443.171</b>	<b>3.233.640</b>	<b>3.966.066</b>
<b>TOTAL R. SURMEDITERRANEA</b>		<b>70.182.618</b>	<b>15.838.283</b>	<b>68.677.829</b>	<b>16.445.202</b>	<b>68.403.252</b>	<b>18.260.367</b>	<b>53.911.146</b>	<b>17.533.228</b>	<b>48.715.141</b>	<b>18.188.607</b>

**TOTAL REGION SURMEDITERRANEA**

**TABLA 1.4. DATOS POR ESPECIES. AÑOS 1990-94**

ESPECIE	FAO	1990		1991		1992		1993		1994	
		PESO (Kg.)	VALOR (Miles Ptas.)	PESO (Kg.)	VALOR (Miles Ptas.)	PESO (Kg.)	VALOR (Miles Ptas.)	PESO (Kg.)	VALOR (Miles Ptas.)	PESO (Kg.)	VALOR (Miles Ptas.)
ACEDIA	CET	3.865	614	4.880	960	800	358	980	392	1.868	1.377
AGUJA	BEN	349.540	129.333	55.676	29.938	671.136	308.960	123.124	94.635	98.358	47.392
ALACHA	SAA	247.230	13.553	496.381	27.458	328.987	16.556	358.944	20.612	614.042	30.295
ALOSAS	TSO									252	23
ANCHOVA	BLU	134.980	11.639					10.700	3.835		
ARAÑAS	WEX	54.315	12.949	100.117	20.675	57.326	18.003	43.649	10.065	53.698	17.186
ATUN	BFT	2.869.615	1.284.639	2.588.263	1.065.622	3.015.178	1.128.724	1.447.609	469.436	524.542	218.695
ATUN BLANCO	ALB	74.800	48.620			74.400	48.620				
BABOSAS	BLE			35.222	3.533			33.477	4.835	45.174	7.538
BACALADILLA	WHB	1.209.399	252.001	2.229.372	400.693	2.668.591	563.031	1.655.544	447.954	1.663.312	305.786
BACORETA	LTA										
BAILA	SPU									2.496	1.476
BESUGO BLANCO	SBA	759.065	295.043	746.365	332.393	935.651	389.937	1.123.084	448.427	1.147.110	455.944
BOCANEGRA	SHO							3.793	1.686	2.273	1.126
BODIONES	WRA										
BOGA	BOG	1.294.137	87.417	1.029.583	43.540	1.039.873	53.001	988.030	58.814	1.096.471	53.536
BONITO	BON	96.810	36.986	67.171	25.288	111.849	47.475	195.451	113.873	159.650	40.290
BOQUERON	ANE	813.294	460.225	1.004.529	555.037	1.207.704	629.351	926.765	604.435	2.285.278	1.087.369
BRECA	PAC	76.909	47.442	72.495	52.930	120.516	79.947	104.145	77.458	70.129	48.046
BROTOLAS	FOX	230.394	120.353	277.014	159.992	675.361	295.764	770.077	362.396	907.313	385.147
BURRO	GBR									473	141
CABALLAS	MAZ	1.512.284	259.443	878.062	140.871	1.137.398	108.436	2.359.757	138.577	3.765.683	158.125
CABRILLA	CBR										
CACHUCHO	DEL	37.295	14.514	72.140	28.611	113.850	53.468	342.561	110.150	98.230	26.713
CARAMEL-CHUCLAS	PIC	18.595	1.446	9.688	1.096	31.988	2.813	16.891	3.079	18.488	1.700
CAZON	GAG	1.743	1.088	4.151	2.438	413	180	6.810	2.747	31.261	13.011
CHERNA	WRF	14.279	16.408	43.514	52.456	36.430	36.614	6.683	5.797	15.110	7.667
CHUCHOS	SRX	62	10	70	15	40	14	100	40	133	45
CINTA	PRC									14.841	747
CONGRIO	COE	110.590	33.366	139.270	48.391	122.825	45.063	86.278	48.286	57.868	16.195
CORVINA	MGR	63.343	26.910	58.519	27.361	87.552	50.286	95.499	49.049	9.195	3.453
DENTONES-HURTA	DEX.F	9.413	5.004	21.170	11.056	1.364	1.495	836	825	11.792	4.278
DENTONES-PARGO	DEX.F	7.802	13.038	10.095	11.667	8.188	10.538	2.828	2.745	2.817	2.588
DORADA	SBG	10.067	4.928	2.718	2.182	41.644	27.832	45.406	18.270	4.215	3.970
ESCUALOS DIVERSOS	SKH	1.929.329	906.036	1.108.263	477.781	1.427.401	584.713	1.829.912	676.774	1.885.014	669.808
ESPETON	BAR			2.427	512	2.496	432	2.450	488	1.446	358
FALSO ABADEJO	GPX	627	752	324	319	1.291	316	69	73	621	567
FANECA	BIB	134.890	35.376	189.214	65.172	146.480	52.493	135.970	54.170	66.496	16.243
GALLINETA	BRF	81.519	39.167	97.119	48.525	105.148	50.900	103.838	47.269	24.506	10.044
GOBIDOS	GPA									9.367	1.449
HERRERA	SSB	89.511	41.514	130.885	58.266	104.031	51.140	92.950	38.427	72.102	36.186
HURTA	REA										
JAPUTA	POA	1.939.758	414.937	925.889	211.450	1.224.126	332.539	1.527.149	430.022	2.251.950	546.775
JURELES	JAX	2.846.666	656.762	2.810.661	762.957	3.422.642	634.645	5.476.092	835.797	8.775.536	1.174.255
LAMPUGA	DOL	1.904	357	764	243	187	48	327	112	299	95
LENGUADOS	SOX	257.047	213.440	250.489	224.918	252.759	197.861	108.756	61.917	95.463	88.375
LISAS	MUL	67.640	11.532	84.694	14.549	97.595	9.012	59.534	9.036	23.359	4.001
LISTADO	SKJ	65.547	11.431	3.960	977	5.600	560			5.944	1.621
LUBINA	BSS	522	1.013	29.315	26.778	53.718	53.098	40.656	22.473	5.826	6.061
MARRAJO-TINTORERA	SMA.E	179.766	74.181	176.827	101.836	182.105	81.755	209.019	109.421	101.590	40.635
MELVA	BLT	608.364	114.782	550.838	104.864	804.240	145.903	245.709	46.803	395.906	48.707
MERLUZA	HKE	3.202.297	1.769.872	4.512.187	2.242.670	6.988.451	2.736.324	7.281.043	3.000.379	4.942.162	2.387.041
MERO	GPD	78.476	83.715	77.963	85.208	76.888	76.242	87.082	60.057	50.381	43.829
MIELGAS	DGS									59	11
MORENA	MUI										
OBLADA	SBS			3.780	270	2.280	143	3.405	345	10.157	1.163
PALOMETA	POP			585	73	1.200	151	180	17	6.643	1.609
PALOMETON	LEE										
PAPARDA	SAU			78.100	5.178			126.047	14.729	864	108
PARGO-BOCINEGRO	RPG	388.439	301.887	312.298	300.429	187.549	195.219	112.286	108.199	83.234	75.309
PARGO-SAMA DE PLUMA	DEP	488	570	401	452	226	230	334	314	8.841	6.302
PECES LOBO	GRV			13.000	11.700						
PECES MARINOS	MZZ	3.648.797	1.336.942	4.189.701	1.935.248	4.008.418	2.076.946	5.732.012	1.783.754	5.555.890	1.654.213
PEJERREY	SIL										
PELUDA	MSF					954	372			1.901	856
PEZ BALLESTA	TRI										
PEZ DE SAN PEDRO-GALLOS	JOD.L	88.767	49.184	105.595	66.379	106.075	64.733	118.570	61.757	62.466	32.210
PEZ ESPADA	SWO	1.996.314	1.290.573	919.985	642.473	741.083	679.803	979.047	714.103	781.142	650.087
PEZ LIMON	AMB	4.896	3.932	22.902	13.955	8.282	6.349	8.616	6.624	20.644	12.596
PEZ MARTILLO	SPZ							31	17		
PEZ RATA	URA									329	261
PEZ SABLE	SFS	237.205	40.719	159.057	52.502	97.867	17.603	259.589	48.236	256.834	30.348
PINTARROJAS	SCL	85.781	32.072	91.512	42.747	120.802	65.146	86.613	34.643	104.132	20.264
QUELVACHO	GUP							244	67		
RABIL	YFT					4.047	1.260				
RAPES	MNZ	661.610	456.016	677.741	470.416	726.209	512.742	595.447	439.089	798.457	608.580
RASCACIOS	SCS	135.870	60.031	157.269	69.802	54.430	30.032	38.160	23.778	71.897	32.901
RAYAS	RAJ	126.042	37.417	144.948	46.500	161.547	57.084	129.978	50.652	35.877	10.048
RAYAS-MANTAS	BAI	221.701	80.441	304.348	113.513	218.679	74.945	4.080	336		
RODABALLOS	LEF	2.957	1.524	5.945	2.651	6.737	14.842	303	391	13.346	9.917
RUBIOS	GUX	126.072	61.241	121.969	64.416	135.831	72.065	89.936	32.664	28.678	13.477
SALEMA	SLM	108.714	28.801	125.690	36.732	106.228	37.904	261.805	48.988	39.175	4.327
SALMONETES	MUX	423.732	373.972	357.635	339.644	418.083	425.925	405.466	333.839	419.430	341.662
SALTON	SAN									723.150	81.418
SAPO	TDF									3.109	413
SARDINA	PIL	6.536.415	772.990	13.637.957	1.402.361	10.228.469	845.591	6.787.166	680.967	7.793.484	762.505
SARGOS	SWA	25.556	16.268	35.708	19.975	32.638	17.445	38.162	18.783	33.974	17.955
SERRANOS	BAS	1.873	267	386	113	64	20	141	28		
TAPACULOS	FLX			6	1	30	8	75	12		

TEMLADERA	TOE									10	2
VORAZ-BESUGO	SBR	64.051	23.332	143.080	54.646	154.199	51.293	298.119	134.260	262.540	205.820
ZORROS	THR					330	212	512	263	659	392
<b>TOTAL PECES</b>		<b>36.368.969</b>	<b>12.520.014</b>	<b>42.507.882</b>	<b>13.163.402</b>	<b>44.906.479</b>	<b>14.172.510</b>	<b>44.025.901</b>	<b>13.028.492</b>	<b>48.526.962</b>	<b>12.590.661</b>
ALMEJA BABOSA	CTS	2	1					528	183	8	2
ALMEJA CHOCHA	TPS	112.736	39.864	15.560	7.601	24.950	15.265	35.927	13.588	119.247	25.804
ALMEJA FINA	CTG	14.275	10.084	94	31	75.563	38.180	58.097	22.534	10.681	3.081
ALMEJAS	CLX	18.040	1.888							9.872	8.749
ALMEJON-BOLO	CLJ	17.781	5.554	16.672	5.042	20.164	7.833	4.821	1.643	13.383	2.892
BERBERECHO	COC									51	27
BIGARO	PEE										
BUSANO	MUE	1.063	979					5	5		
CALAMARES	SQC	368.581	289.818	439.874	303.802	373.792	238.590	262.044	150.784	311.904	214.405
CAÑAILLA	MSH	1.464	2.040	5.208	1.488	1.948	4.784	61.713	5.072	23.652	4.341
CARACOLAS	GAS	97	67	31.023	10.828	1.181	340	609	239	3.304	796
CHIRLA	SVE	551.629	264.165	519.967	248.591	391.103	198.748	111.161	54.417	41.265	29.378
CHOCO	CTC	359.388	201.647	355.256	187.592	266.353	145.132	312.163	131.402	185.176	81.369
CHOPOS-CHOPITOS	CTL	138.876	84.331	180.505	92.392	156.603	76.538	102.058	54.995	107.682	54.688
CLICA	CLB	220	66								
CONCHA FINA	CLV	703.760	131.096	500.373	94.755	334.639	97.978	323.009	94.734	351.606	76.182
COQUINAS	DON	6.465	6.698	32.874	27.481	90.377	84.471	55.064	67.264	44.453	46.953
CORRUCO	COZ					2.511.612	179.479	807.292	56.510	856.006	55.642
LONGUEIRON	RAE										
MEJILLON	MSX										
MOLUSCOS MARINOS	MOL	3.260	1.790	125.279	73.386	205.939	100.344	141.005	51.694	33.003	16.508
NAVAJAS	SOI									69	36
OSTION	OYG			16	4						
PIRULO	CLK	101.110	54.149								
POTAS	OMZ	102.992	34.790	88.952	27.724	142.431	38.302	57.778	19.131	50.271	12.314
PULPO	OCC	1.321.737	578.176	1.455.911	506.075	2.126.647	509.321	1.717.464	463.843	1.621.789	494.820
PUNTILLITAS	SQO										
RELOJ	DOQ	13.080	1.367	24.175	2.358	12.533	1.253	11.252	916	11.281	1.806
VIEIRA	SCE	8.808	4.102	4.593	2.344	49.590	17.563	597.591	93.377	687.741	129.822
VOLADORES	SQM	20.050	2.309	28.824	5.546	2.633	526	170	9	37.110	9.317
<b>TOTAL MOLUSCOS</b>		<b>3.865.414</b>	<b>1.714.979</b>	<b>3.825.156</b>	<b>1.597.039</b>	<b>6.788.058</b>	<b>1.754.647</b>	<b>4.659.751</b>	<b>1.282.340</b>	<b>4.519.554</b>	<b>1.268.930</b>
BOGAVANTE	LBE	502	1.262	1.764	5.437	25	50	29.926	39.571	188	89
BUEY	CRE									1.915	1.057
CAMARONES	PAL	245.293	183.436	225.282	178.107	210.390	161.387	163.180	126.073	161.054	166.415
CAMARONES	PAL	53.790	90.291	89.920	120.212	152.180	159.466	90.070	126.379	69.178	66.868
CANGREJOS DE MAR	CRA	78.090	13.794	66.250	12.589	70.000	13.816	55.250	11.292	45.257	6.830
CARABINERO	SSH	333.440	567.598	460.714	1.006.504	417.898	960.030	451.692	892.075	546.283	818.561
CENTOLLA	SCR	7.289	2.222	34.569	56.829	48.367	79.712	30.799	50.882	3.876	2.111
CIGALA	NEP	381.729	760.099	313.115	704.911	232.190	602.889	319.121	608.016	190.513	459.756
CRUSTACEOS MARINOS	CRU	96.405	80.432	151.602	179.809	241.094	297.344	89.391	99.780	119.976	43.988
GALERA	MTS	649	181	30	5	13.431	1.236			415	94
GAMBA	DPS	1.182.060	1.961.509	1.463.167	2.453.184	1.178.556	2.258.150	1.015.029	1.520.101	2.035.296	2.211.405
GAMBA ROJA	ARA										
LANGOSTAS	CRW	59.591	143.315	57.246	149.947	52.443	122.990	40.642	88.273	3.993	8.555
LANGOSTINO	TGS	28.847	67.705	36.740	94.438	28.771	68.573	33.437	77.065	1.137	1.427
NECORAS	SWM										
PERCEBE	PCB										
SASTRE	LOQ	25	110	65	217	13	51	4	17	6	24
<b>TOTAL CRUSTACEOS</b>		<b>2.467.710</b>	<b>3.871.954</b>	<b>2.900.464</b>	<b>4.962.189</b>	<b>2.645.358</b>	<b>4.725.693</b>	<b>2.318.541</b>	<b>3.639.523</b>	<b>3.179.087</b>	<b>3.787.181</b>
<b>TOTAL R. SURMEDITERRANEA</b>		<b>42.702.093</b>	<b>18.106.947</b>	<b>49.233.502</b>	<b>19.722.630</b>	<b>54.339.895</b>	<b>20.652.850</b>	<b>51.004.193</b>	<b>17.950.355</b>	<b>56.225.603</b>	<b>17.646.772</b>

**TOTAL REGION SURMEDITERRANEA**

**TABLA 1.4. DATOS POR ESPECIES. AÑOS 1995-99**

ESPECIE	FAO	1995		1996		1997		1998		1999	
		PESO (Kg.)	VALOR (Miles Ptas.)	PESO (Kg.)	VALOR (Miles Ptas.)	PESO (Kg.)	VALOR (Miles Ptas.)	PESO (Kg.)	VALOR (Miles Ptas.)	PESO (Kg.)	VALOR (Miles Ptas.)
ACEDIA	CET	2.050	928	4.639	2.682	2.279	603	1.325	455	494	96
AGUJA	BEN	34.512	17.707	348.259	60.691	908.815	76.403	585.908	279.560	778.893	28.561
ALACHA	SAA	434.858	22.649	264.355	14.249	318.579	17.569	452.119	16.957	489.856	19.102
ALOSAS	TSD	15	9			18	4				
ANCHOVA	BLU	48	24	2	1	97	35				
ARAÑAS	WEX	56.559	16.762	58.577	17.288	50.949	15.994	50.266	15.525	379.469	93.110
ATUN	BFT	823.552	343.822	373.265	203.253	320.448	244.576	715.456	453.241	325.502	270.838
ATUN BLANCO	ALB										
BABOSAS	BLE	47.285	7.144	45.398	7.718	35.476	6.187	37.932	6.150	80	3
BACALADILLA	WHB	733.939	184.893	919.517	201.308	1.467.561	261.474	417.315	135.485	2.013.715	158.406
BACORETA	LTA										
BAILA	SPU	1.200	714	2.922	1.546	34	10	840	329	428	146
BESUGO BLANCO	SBA	973.041	375.057	818.115	282.454	708.873	217.173	584.156	164.030	500.534	149.713
BOCANEGRA	SHO	1.218	574	62	27					4	8
BODIONES	WRA	34	5								
BOGA	BOG	940.535	47.002	669.760	31.427	398.014	25.358	407.200	25.647	325.069	22.165
BONITO	BON	95.484	27.496	112.162	43.314	102.501	30.016	114.643	55.292	151.923	54.351
BOQUERON	ANE	2.275.124	1.047.248	2.623.541	1.278.447	1.124.271	562.088	1.569.585	382.684	1.052.671	292.527
BRECA	PAC	51.117	39.305	101.458	59.612	103.278	54.253	185.153	63.953	182.484	69.058
BROTOLAS	FOX	650.515	295.294	475.115	224.205	248.238	128.128	230.064	107.572	274.022	137.462
BURRO	GBR	2.363	989	2.243	837	4.249	1.445	11	4		
CABALLAS	MAZ	5.181.063	222.117	2.620.787	133.389	1.878.257	142.258	871.595	61.199	535.080	50.506
CABRILLA	CBR									1.498	239
CACHUCHO	DEL	15.338	4.691	15.700	5.020	5.548	536			460	9
CAMEL-CHUCLAS	PIC	9.517	773	8.340	643	7.719	756	7.319	1.245	34.932	3.290
CAZON	GAG	24.114	12.283	9.033	4.567	14.337	8.327	11.597	6.981	8.008	3.766
CHERNA	WRF	6.037	3.662	3.336	1.646	3.944	3.061	17.249	7.149	26.471	12.634
CHUCHOS	SRX	51	5	46	17	145	57	97	26	147	24
CINTA	PRC	2.125	267	714	99	21.953	677	1.246	59	8.666	657
CONGRIO	COE	112.383	28.591	35.854	8.597	137.048	23.628	65.897	18.004	42.274	13.625
CORVINA	MGR	1.042	440	4.123	976	1.520	591	1.035	96	1.835	1.742
DENTONES-HURTA	DEX.F	11.511	4.078	6.848	1.793	1.330	1.299	1.944	313	428	330
DENTONES-PARGO	DEX.F	1.634	1.648	1.421	1.610	12.712	12.422	24.405	33.958	13.270	14.844
DORADA	SBG	7.580	5.820	13.506	10.996	8.963	4.642	10.505	3.633	7.171	4.159
ESCUALOS DIVERSOS	SKH	1.231.898	352.886	784.729	247.654	143.030	35.759	298.437	96.700	278.976	52.717
ESPETON	BAR	2.693	836	3.781	767	5.754	989	16.240	1.973	4.272	554
FALSO ABADEJO	GPX	122	71	1.150	493	28	33	234.413	24.800	35	57
FANECA	BIB	47.547	12.370	37.905	9.475	4.411	831	135	55	150	46
GALLINETA	BRF	13.495	7.707	96.131	16.715	114.079	39.723	152.772	59.750	109.706	55.779
GOBIDOS	GPA	10.861	1.449	3.050	909	517	72	8.693	1.668	18.998	3.405
HERRERA	SSB	90.389	47.934	54.531	27.617	43.696	24.669	39.086	23.742	26.197	20.573
HURTA	REA			7.378	8.111						
JAPUTA	POA	680.574	152.587	1.395.822	664.476	1.066.418	416.744	970.927	373.092	423.327	201.633
JURELES	JAX	6.597.000	1.111.031	3.833.655	744.958	2.571.506	537.315	1.750.826	425.420	1.813.692	396.097
LAMPUGA	DOL	5.171	885	122	34			14	49		
LENGUADOS	SOX	96.061	77.334	55.105	46.030	48.622	31.913	331.367	21.242	35.695	33.102
LISAS	MUL	40.061	3.981	34.395	3.943	38.745	4.404	32.803	4.962	27.152	2.712
LISTADO	SKJ	3.522	807	9.695	2.762	3.625	1.127	5.539	2.146	4.430	509
LUBINA	BSS	3.798	4.485	23.965	8.900	18.433	5.722	4.080	3.606	6.968	7.309
MARRAJO-TINTORERA	SMA.E	42.121	13.064	2.417.972	709.818	1.560.013	624.720	389.391	244.385	565.130	277.318
MELVA	BLT	1.330.098	159.485	1.554.201	135.675	453.669	68.340	1.076.778	147.816	1.213.205	140.102
MERLUZA	HKE	2.480.411	1.383.668	5.483.691	2.923.666	4.425.585	2.362.004	3.344.340	1.841.214	3.113.267	1.842.473
MERO	GPD	33.619	35.610	37.683	23.275	60.671	24.930	45.774	25.375	14.419	22.862
MIELGAS	DGS	261	68	2.091	472					60	4
MORENA	MUI	15	3	413	120					22	8
OBLADA	SBS	24.053	3.634	14.833	1.744	14.216	1.577	10.575	968	2.649	320
PALOMETA	POP	3.120	742	1.918	307	1.100	191	14.122	5.506	8.476	3.918
PALOMETON	LEE			3.509	1.147			1.178	332		
PAPARDA	SAU	547	103								
PARGO-BOCINEGRO	RPG	65.382	65.941	50.753	40.290	65.371	34.372	66.815	73.616	57.905	64.778
PARGO-SAMA DE PLUMA	DEP	2.655	1.716	4.066	2.860	597	498	300	443	533	851
PECES LOBO	GRV					95	36			56	7
PECES MARINOS	MZZ	4.386.669	1.267.260	4.174.496	1.343.275	2.733.919	1.015.636	1.784.066	1.148.887	755.928	276.202
PEJERREY	SIL							975	87		
PELUDA	MSF	1.114	438	2.103	846	1.455	478	30	2	60	18
PEZ BALLESTA	TRI			60	6					224	200
PEZ DE SAN PEDRO-GALLOS	JOD.L	29.401	13.749	18.833	10.352	5.326	4.523	9.206	9.826	15.717	11.198
PEZ ESPADA	SWO	654.184	478.777	972.750	729.496	998.113	905.428	521.313	468.197	513.296	488.067
PEZ LIMON	AMB	24.282	12.010	11.603	7.427	12.100	9.104	497.885	26.338	434.477	22.888
PEZ MARTILLO	SPZ	3	2								
PEZ RATA	URA	511	270	274	173			30	3	154	31
PEZ SABLE	SFS	219.623	23.904	1.671.253	182.017	1.818.931	181.946	2.352.626	227.962	2.637.148	529.967
PINTARROJAS	SCL	112.321	23.522	133.001	26.976	107.057	24.444	155.803	30.167	95.864	21.509
QUELVACHO	GUP	19	2							6.815	1.352
RABIL	YFT										
RAPES	MNZ	547.145	405.213	530.947	409.943	324.777	251.429	268.761	230.594	252.150	235.547
RASCACIOS	SCS	48.460	23.288	30.807	15.483	46.955	24.145	6.529	3.503	14.442	10.914
RAYAS	RAJ	37.970	10.675	73.713	19.989	60.690	17.258	67.750	18.688	89.633	20.692
RAYAS-MANTAS	BAI	950	618	115	22	3.035	358			28	3
RODABALLOS	LEF	3.873	4.064	67.878	8.397	12.045	2.931	960	1.216	714	962
RUBIOS	GUX	19.221	9.737	38.956	20.554	47.688	15.344	15.653	7.033	12.838	6.631
SALEMA	SLM	106.543	8.473	76.427	5.386	58.539	4.329	40.382	3.193	36.304	2.945
SALMONETES	MUX	419.384	325.525	291.453	251.392	239.614	204.750	256.759	235.629	311.163	315.964
SALTON	SAN	52.587	8.580	288.695	20.902	1.107.190	71.374	177.355	20.833		
SAPO	TDF	1.805	825	56	42						
SARDINA	PIL	6.431.990	737.170	4.776.484	636.866	3.292.696	445.950	4.670.117	466.416	5.665.394	473.297
SARGOS	SWA	34.191	20.423	42.636	23.833	35.787	20.040	35.874	21.619	42.298	27.253
SERRANOS	BAS	54	20	28	3			9.729	3.544	6.588	2.373
TAPACULOS	FLX	100	15	13	2						

TEMLADERA	TOE	21	4	8	1	53	15			336	44
VORAZ-BESUGO	SBR	265.882	263.744	489.376	341.309	456.573	372.374	367.680	429.404	293.308	405.563
ZORROS	THR	261	116	218	130						
<b>TOTAL PECES</b>		<b>38.699.882</b>	<b>9.788.820</b>	<b>39.143.825</b>	<b>12.275.451</b>	<b>29.889.880</b>	<b>9.627.391</b>	<b>26.398.949</b>	<b>8.571.551</b>	<b>26.065.581</b>	<b>7.382.126</b>
ALMEJA BABOSA	CTS	272	119	318	159	154	70				
ALMEJA CHOCHA	TPS	229.139	49.200	423.728	93.729	364.887	91.225	231.083	74.905	160.430	60.611
ALMEJA FINA	CTG			2.396	536	5.700	3.860	79.684	25.177	83	78
ALMEJAS	CLX	9.607	6.262	1.594	1.657			1.501	588		
ALMEJON-BOLO	CLJ	10.504	2.424	7.634	2.261	25.849	7.442	20.405	8.802	31.371	14.799
BERBERECHO	COC	0	9							1.018	68
BIGARO	PEE	250	97			51	4	30	35		
BUSANO	MUE	91	339	192	188	347	246	5.768	1.388	1.141	1.124
CALAMARES	SQC	290.122	181.903	262.551	165.764	195.260	153.126	192.727	109.968	338.210	227.070
CAÑAILLA	MSH	42.314	3.337	40.616	3.549	19.778	6.379	10.224	6.195	21.175	10.311
CARACOLAS	GAS	8.651	1.163	5.673	757	3.406	475	4.419	1.106	5.540	741
CHIRLA	SVE	43.783	27.924	19.706	10.979	59.685	34.528	12.003	9.615	50.675	37.193
CHOCO	CTC	163.214	69.760	175.007	73.283	127.154	62.333	268.824	126.206	316.145	140.478
CHOPOS-CHOPITOS	CTL	152.759	86.530	102.301	62.904	94.586	65.228	40.022	25.558	119.483	82.099
CLICA	CLB										
CONCHA FINA	CLV	241.096	56.087	309.565	70.197	299.457	74.071	161.770	34.736	157.101	45.197
COQUINAS	DON	40.307	39.707	19.871	23.880	23.291	27.589	43.710	37.447	45.450	45.220
CORRUCO	COZ	1.104.550	71.813	2.311.856	142.573	3.343.405	204.144	2.069.707	131.482	2.004.371	136.368
LONGUEIRON	RAE	0	35								
MEJILLON	MSX					99	79				
MOLUSCOS MARINOS	MOL	18.352	8.780	99.069	121.922	74.495	100.201	655.663	42.400	2.735	487
NAVAJAS	SOI	14	2	524	88	33	15				
OSTION	OYG										
PIRULO	CLK										
POTAS	OMZ	39.103	9.772	207.379	30.846	420.315	69.360	372.342	80.925	523.687	93.385
PULPO	OCC	1.429.036	547.895	1.159.968	487.501	1.018.339	518.129	842.752	380.172	1.153.350	392.592
PUNTILLITAS	SQQ	4.025	5.536			150	32	320	113	518	574
RELOJ	DOQ	4.070	368	1.287	201					1.347	935
VIEIRA	SCE	36.234	12.191	40.394	12.471	60.435	24.683	14.030	6.961	22.352	9.621
VOLADORES	SQM	13.035	3.247	2	3	23.874	5.039				
<b>TOTAL MOLUSCOS</b>		<b>3.880.528</b>	<b>1.184.497</b>	<b>5.191.631</b>	<b>1.305.449</b>	<b>6.160.750</b>	<b>1.448.257</b>	<b>5.026.983</b>	<b>1.103.776</b>	<b>4.956.179</b>	<b>1.298.951</b>
BOGAVANTE	LBE	69	84	101	146	272	467	302	491	230	401
BUEY	CRE	1.585	498								
CAMARONES	PAL	158.031	134.170	162.538	160.295	207.971	175.601	248.354	221.529	222.504	290.847
CAMARONES	PAL	144.104	93.654	99.557	46.710	117.911	69.228	194.549	224.579	348.936	377.554
CANGREJOS DE MAR	CRA	88.720	9.699	39.205	3.666	49.656	7.307	12.323	2.370	38.489	6.851
CARABINERO	SSH	209.499	343.356	414.730	761.104	176.606	297.523	93.645	236.394	68.833	197.612
CENTOLLA	SCR	4.988	2.085	10.491	10.729	5.978	4.626	3.468	1.396	1.037	742
CIGALA	NEP	121.522	312.648	194.998	453.968	182.229	397.114	247.366	585.563	189.941	464.328
CRUSTACEOS MARINOS	CRU	68.619	34.707	89.224	52.890	149.694	92.961	59.980	10.733	87.524	12.585
GALERA	MTS	15	3	15	8	175	41	355	270	130	34
GAMBA	DPS	1.186.593	1.393.800	1.400.733	1.898.731	1.522.343	1.932.886	1.051.371	2.002.606	1.133.694	1.689.433
GAMBA ROJA	ARA							96	5	117.753	430.884
LANGOSTAS	CRW	6.664	11.230	17.258	33.031	15.666	28.752	25.491	49.600	21.456	41.049
LANGOSTINO	TGS	3.629	6.706	7.083	9.551	154	101	44	72	32	24
NECORAS	SWM	315	88			263	57				
PERCEBE	PCB	30	16	30	9	30	12			14	4
SASTRE	LOQ							1.326	552	898	386
<b>TOTAL CRUSTACEOS</b>		<b>1.994.383</b>	<b>2.342.744</b>	<b>2.435.963</b>	<b>3.430.837</b>	<b>2.428.948</b>	<b>3.006.678</b>	<b>1.938.669</b>	<b>3.336.162</b>	<b>2.231.470</b>	<b>3.512.734</b>
<b>TOTAL R. SURMEDITERRANEA</b>		<b>44.574.793</b>	<b>13.316.060</b>	<b>46.771.419</b>	<b>17.011.738</b>	<b>38.479.578</b>	<b>14.082.326</b>	<b>33.364.601</b>	<b>13.011.489</b>	<b>33.253.230</b>	<b>12.193.811</b>



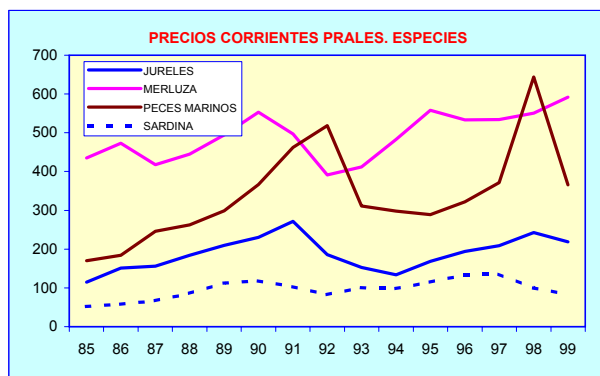
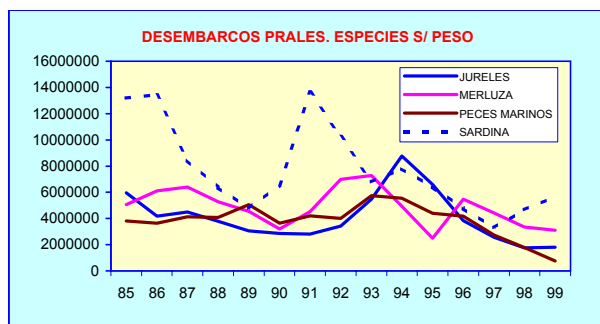
**TOTAL REGION SURDEANEA**

**TABLA 1.5. PRINCIPALES ESPECIES SEGÚN PESO (MEDIAS QUINQUENALES PARA PESO Y VALOR)**

ESPECIE	FAO	85-89			90-94			95-99		
		PESO MEDIO		VALOR MEDIO	PESO MEDIO		VALOR MEDIO	PESO MEDIO		VALOR MEDIO
		(Kg.)	(% s/ total)	(Miles Ptas.)	(Kg.)	(% s/ total)	(Miles Ptas.)	(Kg.)	(% s/ total)	(Miles Ptas.)
BACALADILLA	WHB	3.995.329	6,45%	535.760	1.885.244	3,72%	393.893	1.110.409	2,83%	188.313
BOQUERON	ANE	3.234.979	5,22%	1.310.410	1.247.514	2,46%	667.283	1.729.038	4,40%	712.599
CABALLAS	MAZ	2.458.288	3,97%	242.201	1.930.637	3,81%	161.091	2.217.356	5,64%	121.894
CORRUCO	COZ	1.471.214	2,37%	56.142	834.982	1,65%	58.326	2.166.778	5,52%	137.276
JAPUTA	POA	2.475.883	3,99%	441.614	1.573.774	3,10%	387.145	907.414	2,31%	361.707
JURELES	JAX	4.295.761	6,93%	671.439	4.666.319	9,20%	812.883	3.313.336	8,43%	642.964
MERLUZA	HKE	5.474.366	8,83%	2.469.558	5.385.228	10,62%	2.427.257	3.769.459	9,59%	2.070.605
PECES MARINOS	MZZ	4.139.559	6,68%	982.564	4.626.964	9,13%	1.757.421	2.767.016	7,04%	1.010.252
PULPO	OCC	1.994.126	3,22%	494.698	1.648.710	3,25%	510.447	1.120.689	2,85%	465.258
SARDINA	PIL	9.246.408	14,92%	623.092	8.996.698	17,74%	892.883	4.967.336	12,64%	551.940
<b>TOTAL GENERAL</b>		<b>61.977.997</b>	<b>100,00%</b>	<b>17.253.137</b>	<b>50.701.057</b>	<b>100,00%</b>	<b>18.815.911</b>	<b>39.288.724</b>	<b>100,00%</b>	<b>13.923.085</b>

**TABLA 1.6. PRINCIPALES ESPECIES SEGÚN VALOR (MEDIAS QUINQUENALES PARA PESO Y VALOR)**

ESPECIE	FAO	85-89			90-94			95-99		
		PESO MEDIO	VALOR MEDIO		PESO MEDIO	VALOR MEDIO		PESO MEDIO	VALOR MEDIO	
			(Kg.)	(Miles Ptas.)		(% s/ total)	(Kg.)		(Miles Ptas.)	(% s/ total)
ATUN	BFT	1.714.428	449.701	2,61%	2.089.041	833.423	4,43%	511.341	302.960	2,18%
BOQUERON	ANE	3.234.979	1.310.410	7,60%	1.247.514	667.283	3,55%	1.729.038	712.599	5,12%
CARABINERO	SSH	294.015	318.167	1,84%	442.005	848.954	4,51%	192.663	367.198	2,64%
CIGALA	NEP	423.182	687.598	3,99%	287.334	627.134	3,33%	187.211	442.724	3,18%
GAMBA	DPS	1.719.075	1.787.940	10,36%	1.374.822	2.080.870	11,06%	1.258.947	1.783.491	12,81%
JURELES	JAX	4.295.761	671.439	3,89%	4.666.319	812.883	4,32%	3.313.336	642.964	4,62%
MERLUZA	HKE	5.474.366	2.469.558	14,31%	5.385.228	2.427.257	12,90%	3.769.459	2.070.605	14,87%
PECES MARINOS	MZZ	4.139.559	982.564	5,69%	4.626.964	1.757.421	9,34%	2.767.016	1.010.252	7,26%
PEZ ESPADA	SWO	2.000.023	1.097.657	6,36%	1.083.514	795.408	4,23%	731.931	613.993	4,41%
SARDINA	PIL	9.246.408	623.092	3,61%	8.996.698	892.883	4,75%	4.967.336	551.940	3,96%
<b>TOTAL GENERAL</b>		<b>61.977.997</b>	<b>17.253.137</b>	<b>100,00%</b>	<b>50.701.057</b>	<b>18.815.911</b>	<b>100,00%</b>	<b>39.288.724</b>	<b>13.923.085</b>	<b>100,00%</b>





# TOTAL REGION SURMEDITERRANEA

TABLA 1.7. ESTRUCTURA DE LA FLOTA POR MODALIDADES (1989, 1999 Y VARIACIÓN)

VARIABLES	ARRASTRE			CERCO			OTRAS MODALIDADES			TODAS LAS MODALIDADES		
	1989	1999	VARIAC. (%)	1989	1999	VARIAC. (%)	1989	1999	VARIAC. (%)	1989	1999	VARIAC. (%)
Nº DE BARCOS	261	201	-22,989	190	154	-18,947	905	908	0,331	1.356	1.263	-6,858
ARQUEO (TRB)	14.229	9.137	-35,786	6.574	2.997	-54,407	5.605	5.241	-6,492	26.409	17.376	-34,204
POTENCIA (CV)	70.926	48.260	-31,957	40.085	25.858	-35,492	40.301	38.219	-5,166	151.312	112.337	-25,758
TRIP. (Nº)	2.325	1.675	-27,957	1.630	1.238	-24,049	2.555	2.518	-1,448	6.510	5.431	-16,575

TABLA 1.9. INDICE DE PRECIOS PERCIBIDOS (IPP), SEGÚN MODALIDAD Y TOTAL

AÑO	INDICE DE PRECIOS PERCIBIDOS				PRECIOS CONSTANTES (BASE 1992)			
	PECES	MOLUSCOS	CRUSTACEOS	TOTAL	PECES	MOLUSCOS	CRUSTACEOS	TOTAL
1985	65,94	69,44	39,39	60,09	208,12	179,50	703,73	228,37
1986	72,57	74,46	49,91	67,49	229,02	192,48	891,66	256,49
1987	73,47	80,55	62,65	71,52	231,89	208,22	1119,21	271,82
1988	85,81	92,77	67,35	82,08	270,81	239,79	1203,12	311,96
1989	91,45	106,77	66,20	86,79	288,61	276,00	1182,67	329,87
1990	107,43	131,22	85,03	104,08	339,05	339,20	1518,99	395,56
1991	108,01	114,23	92,41	104,89	340,89	295,27	1650,80	398,64
1992	100,00	100,00	100,00	100,00	315,60	258,49	1786,41	380,07
1993	95,50	99,87	83,37	93,03	301,39	258,15	1489,40	353,59
1994	94,87	111,16	66,29	89,52	299,40	287,34	1184,22	340,23
1995	100,62	119,20	69,23	94,80	317,57	308,12	1236,66	360,30
1996	104,07	133,01	74,76	99,51	328,43	343,83	1335,60	378,22
1997	109,23	153,97	69,94	103,58	344,72	398,00	1249,45	393,66
1998	117,43	126,86	95,12	113,00	370,60	327,92	1699,30	429,48
1999	111,45	115,80	88,96	106,59	351,73	299,33	1589,23	405,13

