

Original article:

RISK OF MUSCULOSKELETAL DISORDERS IN PEPPER CULTIVATION WORKERS

Marta Gómez-Galán^{1,2}, Ángel-Jesús Callejón-Ferre^{1,2,*}, Manuel Díaz-Pérez¹,
Ángel Carreño-Ortega¹, Alejandro López-Martínez³

- ¹ CIMEDES Research Center (CeIA3), Department of Engineering, University of Almería, Ctra. Sacramento, s/n La Cañada, 04120 Almería, Spain
² Laboratory-Observatory of Andalusian Working Conditions in the Agricultural Sector (LASA), Avda. Albert Einstein, 4. Isla de la Cartuja, 41092 Seville, Spain
³ CIAMBITAL Research Center (CeIA3), Department of Engineering, University of Almería, Ctra. Sacramento, s/n La Cañada, 04120 Almería, Spain

* **Corresponding author:** Ángel-Jesús Callejón-Ferre, CIMEDES Research Center (CeIA3), Department of Engineering, University of Almería, Ctra. Sacramento, s/n La Cañada, 04120 Almería, Spain Tel.: +34-950-214-236, Fax.: +34-950-015-491, E-mail: acallejo@ual.es

<http://dx.doi.org/10.17179/excli2021-3853>

This is an Open Access article distributed under the terms of the Creative Commons Attribution License (<http://creativecommons.org/licenses/by/4.0/>).

ABSTRACT

Agricultural workers have an increased risk of musculoskeletal disorders, mainly due to the manual nature of the work. This study assesses the level of physical well-being in pepper cultivation workers in Almería (Spain). The objective was to analyze pepper cultivation tasks performed in the Almería-type greenhouse, using the OWAS (Ovako Working Posture Assessment System) and RULA (Rapid Upper Limb Assessment) methods. The OWAS results showed a normal posture percentage of 53 %, a medium risk of 30 %, a high risk of 16 %, and a very high risk of 1 %. The body areas most affected were the back and legs. The RULA assessment found high risk/action levels, with 50 % of the postures corresponding to level 3, 35 % to level 4, and 15 % to level 2. Improvements are therefore proposed; these include: redesigning tasks, mechanization, training, team development, and improving the workers' physical condition. The OWAS and RULA data may have overestimated the results, as workers do not appear to be limited in performing tasks and do not normally request sick leave.

Keywords: Musculoskeletal disorders, greenhouse, ergonomics, health and safety, biomechanics

INTRODUCTION

Musculoskeletal disorders (MSD) are one of the most important occupational illnesses worldwide (Enez and Nalbantoglu, 2019). In Europe and Spain, the most frequent reasons for sick leave are due to such disorders (INSST, 2012). They result in higher labor costs for companies, workers and for states (EU-OSHA, 2007).

In the agricultural sector, most of the tasks are manual, which places a great physical burden on the employees (Vanderschilden, 1989). The consequences are clear - commonly occurring musculoskeletal disorders in agricultural workers (Riemer and Bechar, 2016). Agricultural mechanization lowers the percentage of MSDs, but even so, manual labor is unavoidable (Fathallah, 2010).

In the prevention of agricultural risks, musculoskeletal disorders are a priority, along with psychosocial risks, prevention management, the study of respiratory and dermatological diseases, and chemical exposure. No one type of risk is more important than another so their prioritization will depend on the authorities (Fenske et al., 2002).

One feature of the agricultural sector is the association between musculoskeletal disorders and a poor safety climate (Arcury et al., 2012); in contrast, a climate in which good safety practices prevail, with good occupational health and safety management, favors a greater work capacity and worker commitment (Perkiö-Mäkelä and Hirvonen, 2019).

Musculoskeletal disorders tend to increase with age, with lower educational levels and in the presence of other diseases (Hoy et al., 2018; Perkiö-Mäkelä and Hirvonen, 2019). In agricultural workers, they are generalized in nature (although they predominantly occur in the lower back; Sejari et al., 2014), but these workers do not usually seek medical attention. Musculoskeletal disorders are underestimated, which suggests that sick leave due to this condition is higher than that recorded by the authorities (Holmberg et al., 2002).

Preventive medicine and health promotion are often weak points in the agricultural sector. For this reason, occupational risk prevention programs must be adapted to the geographical, legislative, and population characteristics, as well as to the cultivation systems and the types of tasks (Schenker, 1996); other authors even suggest taking into account the influence of present-day climate change on working conditions (droughts, floods, heat waves, and cold snaps, etc.; Belcore et al., 2020).

Workers need training, information and awareness regarding preventive practices to improve their working conditions (Imeah et al., 2020; Vyas, 2012) accompanied by a good health surveillance system and prevention plans (Luque et al., 2012). Incorrectly carrying out agricultural tasks and not following the prevention plan recommendations favor

musculoskeletal disorders (Pistolesi and Lazzerini, 2020).

The prior ergonomic design of the workplace will minimize musculoskeletal risks (Koiri, 2020). In addition, crop mechanization will reduce workplace accidents (Narimoto et al., 2020); however, mechanization is associated with musculoskeletal problems derived from vibrations, which are usually minimal due to improvements that have been made (Benos et al., 2020). Furthermore, it is associated with adopting forced postures as a consequence of handling the machinery (operating the gear lever, command levers, brakes, clutch pedal and steering, along with postures taken when looking, observing and manoeuvring; Romano et al., 2020).

Another innovative option would be to use exoskeletons for agricultural tasks, especially for the back and knees. Their main drawback would be adapting them to different cultivation conditions and different gradients with the falls that could result (Upasani et al., 2019).

It is more difficult for small farms to mechanize due to the costs involved, whereas this is not the case for larger agricultural concerns. Consequently, more musculoskeletal problems occur on small farms (Imeah et al., 2020). However, the costs of mechanization and implementing preventive measures hinder their widespread adoption, especially in developing countries (Karsh et al., 2013).

Repetitive arm and hand movements are the most demanding actions undertaken by agricultural workers in Spain (67 %). MSDs are also observed in the neck (23 %) and lower back (50 %) (Almodóvar-Molina et al., 2012; Esteban-Buedo et al., 2013). Furthermore, few MSD studies have been conducted in agriculture (Nguyen et al., 2018) even though it is a sector where numerous risks exist (Son et al., 2010).

Methods have been developed that allow one to assess musculoskeletal disorders. These are divided into direct methods (using sensors), semi-direct methods (observation and assessment software) and indirect methods (questionnaires). Semi-direct methods are

classified according to three factors that lead to the appearance of MSDs: forced postures, repetitive movements, and manual load handling (Gómez-Galán et al., 2017).

Examples of assessment methods include: OWAS (Ovako Working Posture Assessment System; Karhu et al., 1977), REBA (Rapid Entire Body Assessment; Hignett and McAtamney, 2000), RULA (Rapid Upper Limb Assessment; McAtamney and Corlett, 1993), the Standardized Nordic Questionnaire (Kuorinka et al., 1987), and the Quick Exposure Check (David et al., 2008).

The present study aims to assess the physical well-being level of pepper crop workers in Almería (Spain). Pepper cultivation tasks carried out in the Almería-type greenhouse have been analyzed using the OWAS and RULA methods.

MATERIALS AND METHODS

Greenhouse description

The greenhouse is situated in Almería province (Spain). It has a total surface area of

2,000 m² with sandy soil and drip irrigation. It is a flat-roof, Almería-type greenhouse intended for the cultivation of “California” pepper (var. *percussion*) (Figure 1). The crop growing period was approximately 7 months. Three thousand plants were transplanted.

The number of workers varied according to the task performed. The minimum was one and the maximum were seven working simultaneously on the same job. All the workers were men above the age of consent.

This study focuses on assessing the postures assigned to each task, not on the workers who perform them. The postures adopted by the pepper crop agricultural workers in Almería-type greenhouses are very similar. Therefore, the workers’ characteristics are not considered, rather the differentiated postures assumed during the cultivation process. The study sample is the number of postures.

In Figure 2, three tasks are presented, each performed by two different workers. One can see that the postures are very similar despite the person who adopts them.

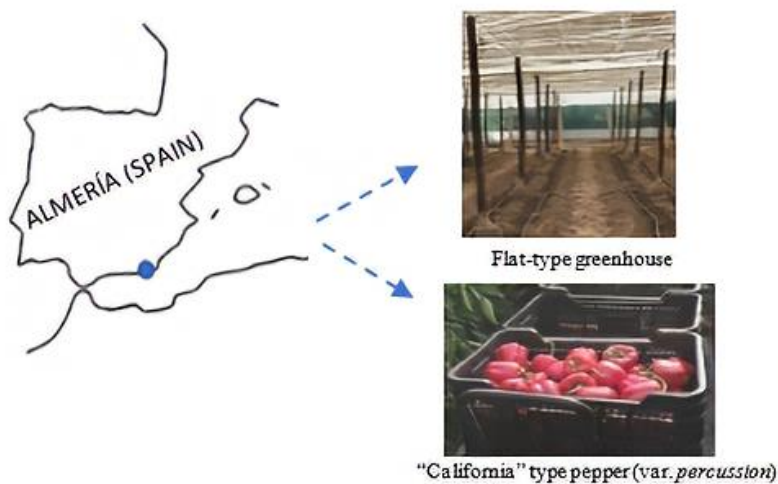


Figure 1: Location, greenhouse and crop



Figure 2: Similar postures for the same tasks but carried out by different workers

Assessment methods used

To select the assessment method, a decision matrix has been constructed (Table 1). Each method has been rated from 1 to 4.

Two semi-direct observation methods, OWAS and RULA, have been applied in this study.

The OWAS method was developed originally for the steel industry in Finland. It is a method for assessing forced postures. OWAS allows one to identify up to 252 different postures. To do this, it establishes four different positions for the back, three for the arms,

seven for the legs, and three load bearing intervals (Karhu et al., 1977; Takala et al., 2010).



The RULA method is based on assessing repetitive tasks. RULA analyzes the position adopted, considering the arms, wrists, forearms, trunk, neck and legs. It focuses on the upper extremities. It also takes into account the repetition frequency of the posture or if the posture remains static. Finally, it considers the load (McAtamney and Corlett, 1993; Takala et al., 2010).

The most important differences between OWAS and RULA are shown in Table 2.

Table 1: Assessment method decision matrix

Method	Speed in applying the method	Study variables	Applicability in agriculture	Statistical reliability and ease	Ease of application, software and references	Total
RULA method (McAtamney and Corlett, 1993)	2	3	3	3	4	15
IBV method (García et al., 1997)	2	3	3	3	3	14
OCRA method (Colombini, 1998)	1	4	3	3	3	14
PLIBEL method (Kemmlert, 1995)	2	2	2	3	2	11
REBA method (Hignett and McAtamney, 2000)	2	2	2	3	2	11
OWAS method (Karhu et al., 1977)	2	3	3	3	4	15
Corlett method (Corlett et al., 1979)	2	2	2	2	2	10
VIRA method (Kilbom et al., 1986)	2	2	2	3	2	11
Standardized Nordic Questionnaire (Kuorinka et al., 1987)	2	3	3	3	2	13
NIOSH Equation (NIOSH, 1981)	2	2	3	3	3	13

Table 2: Differences between OWAS and RULA (Karhu et al., 1977; McAtamney and Corlett, 1993; Takala et al., 2010)

OWAS	RULA
Does not assess the left and right arm separately	Assesses the left and right arm separately
Assesses a set of adopted postures at time intervals	Assesses independent postures
Focuses on 3 parts of the body: <ul style="list-style-type: none"> - Back - Arms - Legs 	Focuses on 6 parts of the body: <ul style="list-style-type: none"> - Arm, forearm, and wrist - Trunk, neck and legs 

In both methods, the work observation can be done directly or by taking videos or photographs. After selecting and assessing the observations using the two methods, levels of risk (OWAS) or action (RULA) are obtained. Four levels are differentiated in both cases, the fourth being the most harmful. According to the levels obtained, corrective actions will be required (Karhu et al., 1977; McAtamney and Corlett, 1993; Takala et al., 2010).

OWAS allows the risk category of each posture to be obtained using a prior coding. This consists of a 4-digit code (one for each area of the body and the last one for the load; Appendix A). In addition, it assigns a risk level to the posture adopted by each part of the body, which depends on its repetition percentage (INERMAP, 2011; Karhu et al., 1977).

RULA obtains the action levels using scores. The arm, forearm, wrist and wrist gyration are included in Group A. The trunk,

neck and legs correspond to Group B. Scores are obtained for both groups and these are modified (scores C and D) by taking into account the load and repetition frequency, or static posture. From these scores, a total score is obtained (between 1 and 7 points) that will be included in an action level (INERMAP, 2011; McAtamney and Corlett, 1993).

These methods have been used in numerous fields of knowledge for the ergonomic analysis of workers. They should not be applied individually but together with other methods to provide more comprehensive results (Gómez-Galán et al., 2017, 2020).

Application of OWAS and RULA

To apply the methods, the following procedure was performed (Figure 3) based on the elements from both methods; these can be consulted in the original articles (Karhu et al., 1977; McAtamney and Corlett, 1993):

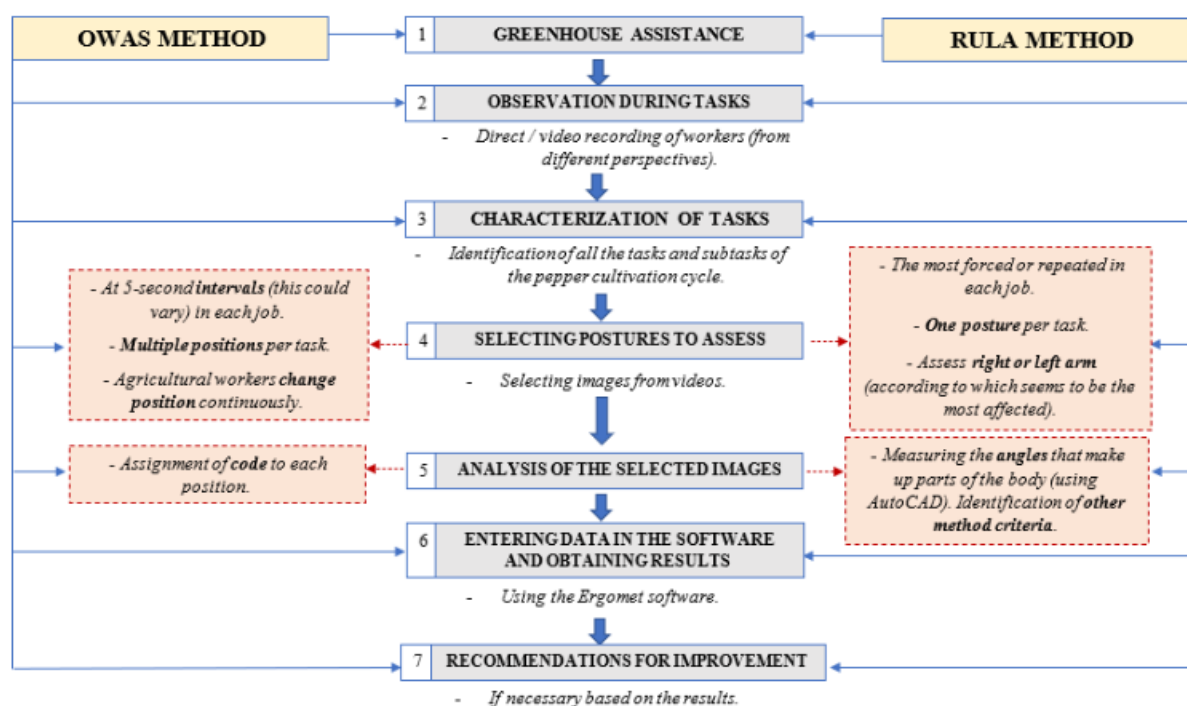


Figure 3: Procedure for applying the OWAS and RULA methods

Camera and software

The equipment used was as follows:

- A Nikon COOLPIX S210 digital camera was used for video recording during the observation period. It takes images of 8.0 million effective pixels. Digital zoom: up to 4x. Optical zoom: 3x.
- The angle measurements from the images selected to apply RULA were performed using AutoCAD computer-aided design software.
- The application of the OWAS and RULA methods was carried out with the help of Ergomet software (INERMAP, 2011).

Tasks identified

During the observation period, the tasks carried out in the pepper cultivation process were identified (Appendix B). Greenhouse maintenance tasks were not taken into account. Several tasks and subtasks were differentiated. These are described below, and each is assigned a code that will be used in the Results section.

Task 1: Transplantation

- Making holes: the initial cultivation subtask consisting of making holes in the sand with the help of a cultivator hoe (T1).
- Planting: inserting the pepper plant with its root ball into each hole made (T2).

Task 2: Laying horizontal strings

Horizontal strings are placed from one end of each growing line to the other to support the plants. This task was carried out five times during the cultivation period. The postures adopted varied depending on the plant height. The two occasions considered to be the most harmful a priori were assessed, namely, the first (when the plants had hardly grown at all) and the fifth (when the plants were already at a considerable height).

- This was divided into two subtasks:
- Tying the horizontal strings: tying the strings at one end of the growing line (T3: short plants and T5: tall plants).

- Extending the horizontal strings to the other end: the worker extends the string to the other end of the growing line and ties it off (T4: short plants and T6: tall plants).

Task 3: Placing the vertical ties

- Placing the vertical ties: placing the vertical strings, fastening them at one end to the horizontal strings, and at the other, to the upper wires suspended inside the greenhouse. This task was performed twice with very similar postures, one of which was assessed (T7).

Task 4: Phytosanitary treatments

- Phytosanitary treatments: manual application of phytosanitary products. Using a hose connected to a tractor with a tank.
- This task was performed several times during the cultivation period. Only one of these was assessed since it was noted that the plant growth was not sufficient to modify the workers' posture in this subtask (T8).

Task 5: Preparing the crop

- Placing the drip irrigation lines: adjusting the irrigation lines in the sand for them to work correctly and to avoid tripping while carrying out tasks. Two workers laid the drip irrigation lines, each pulling from one end (T9).
- Laying down plastic: placing plastic in each crop line to avoid weeds growing and humidity rising to the roof (T10).

Task 6: Staple Placement

- Staple Placement: Staples are placed between the horizontal strings and the ties to ensure fastening. This was carried out on four occasions, for two of which the postures were assessed (shorter and taller plants; T11: short plants and T12: tall plants).

Task 7: Introducing auxiliary fauna against pests

- Introducing auxiliary fauna: The worker tips beneficial insects from a pot onto some plants randomly (T13).

Task 8: Tying strings to pillars

- Tying strings to the pillars: to prevent the plants from overturning, other strings are used to tie the previous strings to the greenhouse pillars (T14).

Task 9: Harvesting

- Picking the peppers: Cutting the peppers, sometimes with the help of sharp tools. Collecting the peppers in boxes on trolleys. This was done on four occasions yet only two of them were assessed because they were practically the same postures (T15: first harvest and T16: last harvest).
- Loading: The collected pepper boxes are loaded onto a lorry for transportation. This was only assessed once as the same postures were always adopted (T17).

Task 10: Cleaning

- Removing the plants and carrying them to the lorry: pulling up the plants and removing them from the greenhouse once the cultivation is over. These are piled onto carts and then loaded onto a lorry (T18).
- Removing the strings: all the strings in the greenhouse are cut down and collected (T19).
- Sweeping: when the crop has been removed, the greenhouse is swept to complete the cleaning (T20).

In total, 20 subtasks were analyzed using the OWAS and RULA methods.

RESULTS

Results with OWAS

A total of 1,000 postures adopted by pepper cultivation workers were assessed. Specifically, 50 postures were selected for each subtask.

Risk levels by subtasks

Figure 4 shows the differentiated levels of risk in each subtask and the percentage of postures corresponding to each of them.

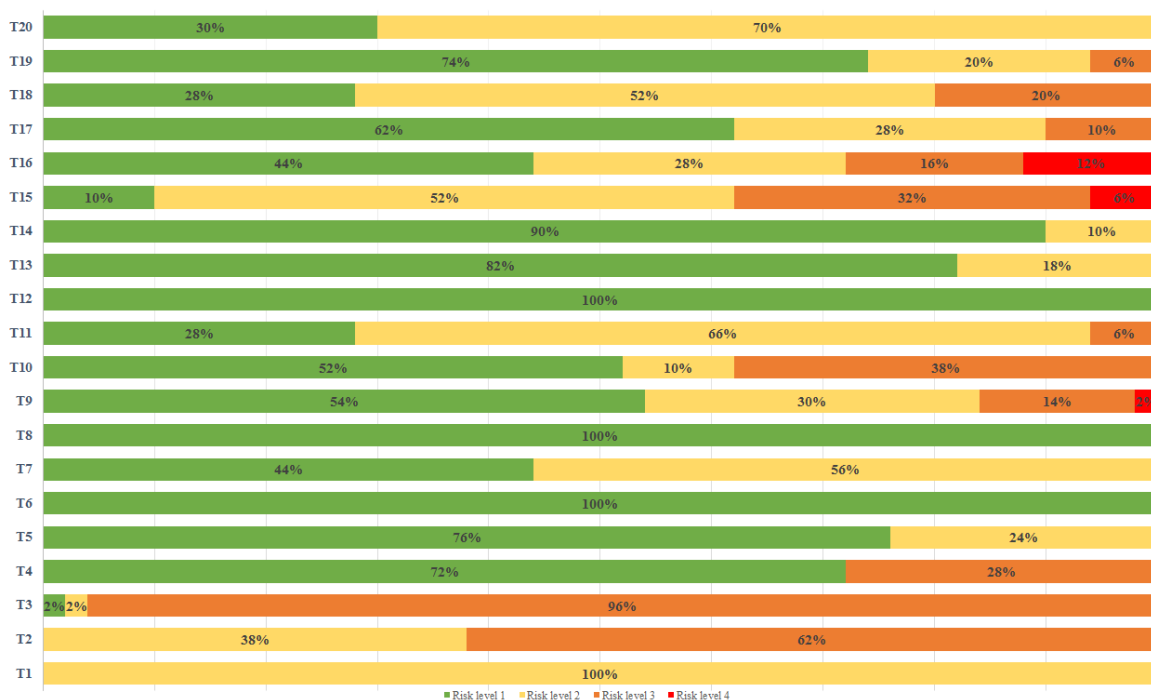


Figure 4: Risk levels in each subtask

According to Figure 4, risk level 1 is the most common (it appears in 18 of the 20 subtasks). It predominates in “carrying horizontal strings to the other end (tall plants)” (T6), “phytosanitary treatments” (T8) and “staple placement (tall plants)” (T12) encompassing 100 % of the postures.

Risk level 2 is the second most presented in the subtasks (16). “Making holes” (T1) stands out, in which 100 % of the postures correspond to this level.

The higher levels are presented to a lesser extent. Level 3 appears in 11 of the 20 tasks. It presents a fairly high percentage in "horizontal string tying (short plants)" with 96 %. Level 4 only appears in 3 tasks with very low percentages.

Only 3 subtasks are classified in the four risk levels.












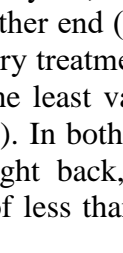
Risk levels by postures and subtasks

Next, the different postures in each subtask and their risk level are presented (Appendices A and C). The percentage of repetition when adopting each of them is shown in Table 3.

Table 3: Posture code, risk and repetition percentage

Subtask	Posture code	Risk	Repetition percentage (%)
T1	4121	2	2
	2121	34	34
	2131	50	50
	2231	8	8
	2221	4	4
	4131	2	2
T2	2141	30	30
	2121	12	12
	2151	32	32
	2131	24	24
	2171	2	2
T3	2141	12	12
	2151	84	84
	1121	2	2
	2171	2	2
T4	1171	72	72
	2141	20	20
	2151	8	8
T5	1131	8	8
	2131	4	4
	2121	10	10

Subtask	Posture code	Risk	Repetition percentage (%)
T6	3121	2	2
	4121	2	2
	1121	28	28
	1221	6	6
	1321	14	14
	4131	8	8
	1331	18	18
	3371	22	22
	1121	16	16
	1321	8	8
	3121	2	2
	1131	12	12
	1171	28	28
1231	2	2	
1221	2	2	
3171	4	4	
3321	2	2	
1331	2	2	
T7	2121	48	48
	1221	10	10
	1121	22	22
	2131	8	8
	1171	6	6
	1321	6	6
T8	3171	18	18
	1171	74	74
	1121	8	8
T9	1131	18	18
	1121	30	30
	2131	12	12
	1171	6	6
	2121	14	14
	2151	4	4
	2141	10	10
	4131	4	4
	4151	2	2
T10	1171	32	32
	3171	2	2
	2121	4	4
	1121	12	12
	1131	2	2
	2151	22	22
	2141	16	16
	2171	2	2
	2131	2	2
	4121	2	2
3131	4	4	
T11	2121	34	34
	3171	18	18
	2131	30	30
	2151	6	6
	1171	10	10
	2171	2	2

Subtask	Posture code	Risk	Repetition percentage (%)	Subtask	Posture code	Risk	Repetition percentage (%)
T12	1121		72	T18	2132		2
	1171		12		2142		2
	1131		8		1132		2
	1221		2		2172		4
	1321		6		2131		4
T13	1171		58	1122		4	
	2121		2	2151		2	
	3171		20	2121		18	
	2131		8	1321		2	
	1121		4	2131		8	
T14	2171		8	2151		16	
	1121		56	1171		20	
	1131		12	1131		4	
	1171		22	1221		2	
	2121		4	2141		4	
T15	2131		6	2171		26	
	2121		28	2141		6	
	4141		6	1171		12	
	2141		26	1121		36	
	4131		2	2121		10	
	2131		12	1131		18	
	4121		2	2131		8	
	2171		8	4131		2	
	3121		2	3121		4	
	3171		2	3131		4	
	2151		6	3171		2	
	1171		2	1121		8	
	1131		4	4131		38	
T16	1161		18	4121		20	
	3161		4	4221		2	
	1261		8	3131		4	
	1361		8	2131		8	
	2161		12	1171		4	
	4261		8	1131		8	
	4161		2	2121		2	
	2171		2	1221		2	
	1121		2	3121		4	
	3121		4	1121		8	
	2121		12	4131		38	
	2141		2	4121		20	
	2251		2	4221		2	
	2361		8	3131		4	
	2151		2	2131		8	
	2261		2	1171		4	
	3361		2	1131		8	
4121	2	2121	2				
T17	1131		4	1221		2	
	1121		10	3121		4	
	2121		10	1121		8	
	2141		2	4131		38	
	1172		24	4121		20	
	2122		12	4221		2	
	1171		16	3131		4	
	3172		2	2131		8	



Of the 20 tasks analyzed, “carrying horizontal strings to the other end (short plants)” (T4) and “phytosanitary treatments” (T8) are the ones that adopt the least variety of postures, only 3 (Table 3). In both, the most repeated is 1171 (straight back, arms down, walking, and a load of less than 10 kg), and

this is predominately a low risk (level 1). Its repetition rate is 72 % in T4 and 74 % in T8.

Conversely, the highest number of different postures occurs in “pepper picking (the last harvest)” (T16) with a total of 18. The highest repetition percentage (18 %) corresponds to code 1161 (straight back, arms down, on one’s knees and a load of less than 10 kg), with a level 1 risk.

There are 5 postures that are most harmful (risk level 4), corresponding to 3 tasks. None of them coincide, their codes being: 4151, 3361, 4141, 4261 and 4161. What they all have in common is that the supported load is less than 10 kg and that the back is bent and turned, except for one, in which the back is only turned.

There are 24 other postures that are also unfavorable for the worker (level 3). These are carried out in 10 different tasks. Code 2151 stands out (bent back, arms down, unbalanced bent legs, and a load of less than 10

kg) in “horizontal string tying (low plants)” (T3) with a repetition of 84 %.

The remaining postures are included in risk levels 1 and 2, the majority of which are considered normal postures (level 1). “Making holes” (T1) stands out as all of its postures belong to risk category 2, with 2131 being repeated more frequently (back bent, arms down, one leg extended and the other bent, and a load of less than 10 kg).

Risk levels by body areas and subtasks

OWAS also allows risk levels to be categorized according to the number of times each body posture is adopted. The results are shown in Table 4.

The predominant back positions during cultivation are the straight or bent back. The highest repetition percentages for both are presented in each task. “Sweeping” (T20) is the exception, in which the back is bent and turned (Table 4).

Table 4: Risk and repetition percentage of each body area

Sub-tasks	REPETITION PERCENTAGES (%)																
	Posture Codes																
	Back			Arms			Legs			Load							
	1	2	3	4	1	2	3	1	2	3	4	5	6	7	1	2	3
T1	0	96	0	4	88	12	0	0	40	60	0	0	0	0	100	0	0
T2	0	100	0	0	100	0	0	0	12	24	30	32	0	2	100	0	0
T3	2	98	0	0	100	0	0	0	2	0	12	84	0	2	100	0	0
T4	72	28	0	0	100	0	0	0	0	0	20	8	0	72	100	0	0
T5	74	14	2	10	62	6	32	0	62	38	0	0	0	0	100	0	0
T6	70	0	30	0	62	4	34	0	30	16	0	0	0	54	100	0	0
T7	44	56	0	0	84	10	6	0	86	8	0	0	0	6	100	0	0
T8	82	0	18	0	100	0	0	0	8	0	0	0	0	92	100	0	0
T9	54	40	0	6	100	0	0	0	44	34	10	6	0	6	100	0	0
T10	46	46	6	2	100	0	0	0	18	8	16	22	0	36	100	0	0
T11	10	72	18	0	100	0	0	0	34	30	0	6	0	30	100	0	0
T12	100	0	0	0	92	2	6	0	80	8		0	0	12	100	0	0
T13	62	18	20	0	100	0	0	0	6	8	0	0	0	86	100	0	0
T14	90	10	0	0	100	0	0	0	60	18	0	0	0	22	100	0	0
T15	6	80	4	10	100	0	0	0	32	18	32	6	0	12	100	0	0
T16	36	42	10	12	62	20	18	0	20	0	2	4	72	2	100	0	0
T17	60	38	2	0	100	0	0	0	36	12	4	2	0	46	48	52	0
T18	28	72	0	0	96	2	2	0	22	12	4	16	0	46	100	0	0
T19	66	24	8	2	100	0	0	0	50	30	6	0	0	14	100	0	0
T20	22	10	8	60	96	4	0	0	38	58	0	0	0	4	100	0	0

Risk level 1
 Risk level 2
 Risk level 3
 Risk level 4

The arms are down in most of the postures adopted and this is not harmful to the worker (risk level 1). A higher risk occurs when the worker has both arms raised during the two subtasks included in the placement of horizontal strings (T5 and T6). In both, the repetition percentage is somewhat higher than 30 %.

The highest risk levels appear for the back and legs. The most unfavorable posture that the worker performs is bending the legs, but with the weight unbalanced between them, during the “tying horizontal strings: low plants” subtask (T3). This is because this forced posture is performed in 84 % of the leg positions adopted. For legs, all four risk levels can be seen, although level 1 predominates.

Lastly, the load is always less than 10 kg, except for “load” (T17), in which loads between 10 and 20 kg are also supported.

RULA results

There was a total of 20 images analyzed with RULA. This method assesses independent postures, not sequences. Only one posture is assessed for each task, the one considered a priori to be the most forced or repeated (see section “Materials and Methods”).

Table 5 presents the angles obtained for each part of the body, as established by RULA (Appendix C).

Using Ergomet software (INERMAP, 2011), the following results were obtained (Table 6).

Table 5: Angles obtained in each part of the body assessed

Sub-task	Postures (P)	Arm	Forearm	Wrist	Neck	Trunk
T1	P1	5° (flexion)	54° (flexion)	25° (flexion)	43° (flexion)	14° (flexion)
T2	P2	113° (flexion)	20° (flexion)	43° (extension)	24° (extension)	135° (flexion)
T3	P3	40° (flexion)	52° (flexion)	21° (flexion)	24° (flexion)	53° (flexion)
T4	P4	11° (flexion)	55° (flexion)	0° (neutral position)	27° (extension)	93° (flexion)
T5	P5	21° (flexion)	84° (flexion)	8° (flexion)	35° (flexion)	23° (flexion)
T6	P6	75° (flexion)	52° (flexion)	0° (neutral position)	24° (extension)	0° (neutral position)
T7	P7	32° (flexion)	64° (flexion)	0° (neutral position)	9° (flexion)	67° (flexion)
T8	P8	10° (flexion)	78° (flexion)	0° (neutral position)	12° (flexion)	6° (flexion)
T9	P9	29° (flexion)	61° (flexion)	28° (extension)	28° (extension)	89° (flexion)
T10	P10	51° (flexion)	19° (flexion)	0° (neutral position)	14° (extension)	51° (flexion)
T11	P11	65° (flexion)	59° (flexion)	14° (flexion)	15° (flexion)	68° (flexion)
T12	P12	95° (flexion)	42° (flexion)	15° (flexion)	0° (neutral position)	0° (neutral position)
T13	P13	7° (flexion)	121° (flexion)	0° (neutral position)	39° (flexion)	15° (flexion)
T14	P14	30° (flexion)	58° (flexion)	7° (flexion)	32° (flexion)	29° (flexion)
T15	P15	90° (flexion)	78° (flexion)	11° (flexion)	18° (extension)	96° (flexion)
T16	P16	59° (flexion)	90° (flexion)	11° (flexion)	9° (flexion)	14° (flexion)
T17	P17	12° (flexion)	76° (flexion)	0° (neutral posture)	8° (extension)	33° (flexion)
T18	P18	89° (flexion)	19° (flexion)	0° (neutral position)	29° (extension)	82° (flexion)
T19	P19	76° (flexion)	14° (flexion)	0° (neutral position)	10° (flexion)	103° (flexion)
T20	P20	27° (flexion)	65° (flexion)	0° (neutral position)	28° (flexion)	21° (flexion)

Table 6: Scores and action levels for each posture

Subtask	Pos- tures (P)	Right arm	Left arm	C score	D Score	Total score	Level of action
T1	P1		x	4	5	5	
T2	P2	x		6	8	7	
T3	P3	x		4	6	6	
T4	P4	x		3	8	6	
T5	P5	x		4	5	5	
T6	P6	x		4	6	6	
T7	P7		x	3	6	5	
T8	P8	x		2	4	4	
T9	P9		x	4	8	6	
T10	P10	x		5	8	7	
T11	P11	x		5	6	7	
T12	P12	x		5	2	4	
T13	P13		x	3	4	4	
T14	P14	x		4	7	6	
T15	P15		x	5	8	7	
T16	P16		x	5	4	5	
T17	P17		x	5	10	7	
T18	P18	x		5	8	7	
T19	P19		x	5	6	7	
T20	P20		x	4	8	6	



Table 6 indicates which part of the body (right or left) was assessed for each posture. In addition, it presents the scores obtained and the corresponding action level.

The highest C score of those obtained (6 points) is presented in the “planting” subtask (T2). The highest D score was for “load” (T17) with 10 points.

The total score established by RULA ranges between 1 and 7 points. In Table 6, one can observe that all the scores have high values, with none below 4. The maximum score is obtained for 7 of the 20 positions analyzed, resulting in an action level of 4. The predominant action level is 3, which appears in 10 tasks. Only 3 tasks are characterized as lower risk, these being “phytosanitary treatments” (T8), “staple placement: tall plants” (T12) and “introducing auxiliary fauna” (T13) with the lowest score (4) and an action level of two. No subtask is considered acceptable.

Results summary for the cultivation as a whole (OWAS and RULA)

A summary is presented of the risk/action levels obtained for the pepper cultivation process as a whole, according to each of the methods (Figures 5 and 6).

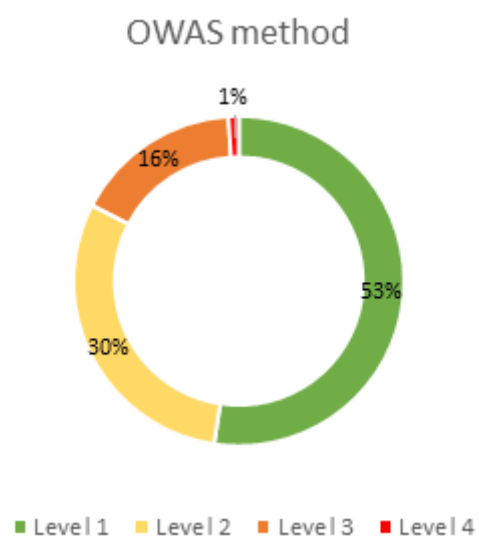


Figure 5: Risk levels in pepper cultivation according to the OWAS method

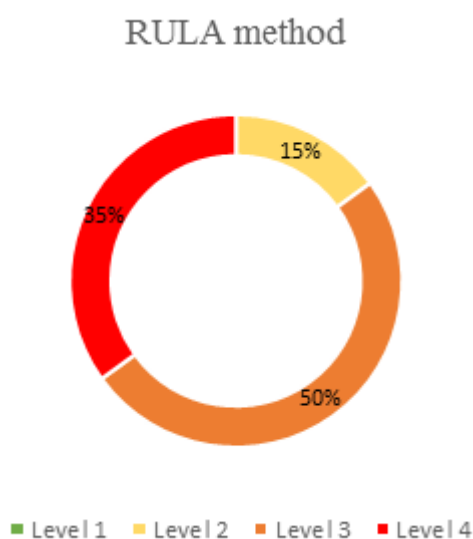


Figure 6: Action levels in pepper cultivation according to the RULA method

For the results obtained using OWAS, the lowest risk levels (1 and 2) stand out with percentages of 53 % and 30 %, respectively (Figure 5). However, with RULA, the opposite is the case. The levels with the highest percentages (35 % and 50 %) are the most harmful (3 and 4) (Figure 6).

DISCUSSION

According to the OWAS results, one of the tasks presenting a greater number of postures (96 %) with a high risk (level 3) is “horizontal string tying: short plants” (T3) (Figure 4). This is detrimental to the agricultural worker’s musculoskeletal system. Corrective actions should be taken straight away. This is probably due to the fact that the plants were still short when the subtask was carried out. The worker would have to adopt forced postures to reach down almost to ground level (Figure 7). This is verified by the results which show that, in most of the postures, the worker had his back bent and legs bent, and was unbalanced (Table 4).



Figure 7: Subtask T3

Tasks performed at ground level usually require more awkward postures. This coincides with an assessment of pineapple farm workers using OWAS. The authors concluded that adopting postures such as bending down, kneeling or squatting frequently led to the appearance of musculoskeletal disorders, mainly in the back and legs (Salleh et al., 2019). In T3, this is also true (Table 4), since the bent back and bent legs present risk levels of 3 and 4, respectively. These must be corrected soon (level 3) or urgently (level 4).

The same task was assessed on the last occasion it was carried out during the cultivation period (T5). By this point, the plants had grown (Figure 8). Here, the opposite happened, with 76 % of the postures being classified as normal, and not requiring correction. The remaining percentage belonged to a level 2 risk, which does require corrective actions but in the near future (Figure 4). This is because the back and legs were straight in most postures, thanks to the height of the plants. However, the arms were more affected than in the previous case, as they had to be raised repeatedly to carry out the task (Table 4).



Figure 8: Subtask T5

The same was also demonstrated in a study of agricultural workers in Sweden. Performing the tasks in a standing or walking posture decreased back discomfort (Pinzke and Lavesson, 2018). The same occurs in other tasks such as "phytosanitary treatments", where most of the postures the worker adopted were with a straight back and walking, obtaining the two lowest risk levels (Table 4).

The RULA results for T3 and T5 show the same action level (level 3). One must remember that this method only assesses the most damaging or repetitive posture for each subtask. This is the reason for the high risk level, including for T5 (Table 6).

Another task to highlight is harvesting. The four risk levels appear in the two subtasks (T15 and T16). In both, levels 3 and 4 appeared in fewer postures than the lower risks (Figure 4). Corrective actions are required for the harmful postures.

The two harvests are carried out in a similar way. The worker must bend down frequently to pick the peppers. The difference is that the method of bending down was usually not the same in the two cases.

In the first harvest (T15), the agricultural worker normally crouched down with his back bent and his legs bent. In the other (T16), he would put one knee on the ground. Often, the back could be kept straight with the support of the knee (Table 3, Figures 9 and 10). In the second case, there were more postures adopted that are considered normal.




Figure 9: Subtask T15 **Figure 10:** Subtask T16

Bending over during tasks can lead to musculoskeletal disorders. The results show that the way the posture is performed can partially vary the risk level to which the worker is exposed.

Harvesting is a task that requires forced postures in other crops as well, such as asparagus. Likewise, the workers adopt a crouched position. There are solutions available to avoid this type of posture such as using cutting tools with long handles and collection carts with larger wheels (Sakamoto et al., 2017).

The results according to RULA (Table 6) coincide with those of OWAS. They confirm that the first harvest (action level 4) was more harmful than the second (risk level 3). In both subtasks, the way they are performed must be modified, and for the former, this must be done immediately.

In both tasks, the total score was 5 or higher (RULA). One study demonstrated this same range of scores (according to RULA) in the manual harvesting task carried out by agricultural workers (Jain et al., 2018). This task places a high physical demand on the worker, which often leads to MSD. They also showed that the back was affected. These findings agree with the present study. For both harvests (Table 4), the bent back acquired a risk level of 2.

Regarding the parts of the body affected during cultivation, the OWAS results showed that some high risks were presented for the bent back (Table 4). This posture was adopted in most subtasks. Another greenhouse pepper study agreed that agricultural workers kept their back bent much of the time (Gyemi et al., 2016).

Other authors assessed workers cultivating red pepper, finding MSD in the back, but also in the knees and shoulders (Kim et al., 2009). With OWAS, the study results agree that the legs were also affected by the highest risks (Table 4). The shoulders are not assessed in the methods used (OWAS and RULA).

In Iranian agricultural workers, MSDs were determined in the back, knees, and neck. The average RULA score obtained was 6.7

(Dianat et al., 2020). This is a high score, similar to those obtained in our study in most tasks, and which require important changes.

Another study in Shandong greenhouses showed MSD in the same areas (back, knees, shoulders, and neck) as those indicated in the studies cited above (Zheng et al., 2018). Therefore, based on the concurrence among the studies, these parts of the body would often seem to be affected in agricultural tasks.

On the other hand, the load handled throughout the cultivation process is less than 10 kg (Table 4). Only when loading the lorry do agricultural workers pick up heavier loads (between 10 and 20 kg). One study demonstrated that the boxes used by agricultural workers to transport greenhouse pepper and tomato should not exceed 12 kg to avoid ergonomic problems (Riemer and Bechar, 2016).

In general, the OWAS results show that, although there are high percentages of postures that are not considered harmful (risk level 1), the number of postures that include some risk is also very high (Figures 4 and 5). Agriculture is a sector in which many workers adopt uncomfortable postures or handle heavy loads (Pardo-Ferreira et al., 2018).

RULA does not indicate the same thing (Figure 6) as it presents no posture that is harmful. All the subtasks present risk, with the highest percentages of postures being those with the highest risk. This is justified by the fact that RULA only assesses the most unfavorable postures (McAtamney and Corlett, 1993). It coincides with two studies in which melon cultivation was analyzed. With OWAS, risk levels 3 and 4 had the lowest percentages whereas with RULA, they had the highest (Gómez-Galán et al., 2018; 2019), as was the case in our study.

Both observation methods have a limitation - neither contemplates the duration of the postures. Exposure time is not a factor that is assessed (Takala et al., 2010). Therefore, it has not been considered in this study.

In the pepper cultivation tasks as a whole, there is a group of postures that can be differ-

entiated as repetitive (Table 3). The repetitiveness of movements in agricultural work during the work cycle increases the risk of musculoskeletal disorders (Messias and Okuno, 2012). This factor was also indicated in RULA, since one of the criteria that increases the score is that the posture is performed more than 4 times in one minute (INERMAP, 2011; McAtamney and Corlett, 1993). This is true for pepper cultivation and was the reason for selecting postures at small time intervals with OWAS to detect position changes.

The results obtained with this study are a first step towards research and develop tools that can reduce the physical load. By developing advanced technologies in agriculture, the complexities faced by agricultural workers in carrying out their work would decrease, and productivity would increase (Abrahamo et al., 2012).

Although methods such as RULA and OWAS were intended for the industrial sector, they can be applied to agriculture. For this, it will be necessary to adapt to the working conditions present in the sector (Chang, 2011). One of the limitations of this study is that short and often variable time intervals are chosen. This is because agricultural workers change position every few seconds. In addition, they frequently take breaks or carry out maintenance tasks, so consecutive observation is sometimes impossible.

Another limitation is the subjectivity of the study assessor. The quality of the images is also a determining factor. Some tasks such as "phytosanitary treatments" cannot be recorded from certain positions or distances due to the negative effects of the products used. Therefore, postures are sometimes unclear. In these cases, direct observation plays an important role.

Although OWAS and RULA detect problems in carrying out tasks, this does not limit them being carried out; that is to say, most workers do not request sick leave. This fact might indicate that RULA and OWAS overestimate the risks (Gómez-Galán et al., 2017).

Finally, it is important to adopt measures to avoid possible MSDs in this cultivation. Certain recommendations are presented below:

- Training workers as an effective solution for combating disorders (López-Aragón et al., 2018; Ya'acob et al., 2018). Specific to each pepper cultivation task.
- Developing new technologies that can be applied to this cultivation process (Nwe et al., 2012).
- Using cutting tools with extendable handles (ILO, 2011; Sakamoto et al., 2017). They would be used to harvest the peppers thus avoiding crouching postures.
- Correctly organizing the agricultural workers' labor (López-Aragón et al., 2018).
- Rotating workers between tasks (Barrero et al., 2012). Alternating between subtasks, such as cleaning the greenhouse or preparing the crop.
- Some tasks could be mechanized (ILO, 2011) while seeking a balance with agricultural sustainability (Barneo-Alcántara et al., 2020).
- Encouraging the taking of breaks during each subtask (ILO, 2011).
- Training in lifting pepper boxes. Using forklifts to load the lorry (EU-OSHA, 2012).
- Improving the workers' physical condition (EU-OSHA, 2008).

CONCLUSIONS

In greenhouse pepper cultivation, agricultural workers adopt postures that are detrimental to their musculoskeletal system. Thus, they are continually at risk of developing MSD. In addition, these are repetitive tasks although this does not usually limit them being carried out.

The OWAS and RULA assessment methods allow one to determine the postural risk and activity present in the agricultural sector. Their results do not have to coincide, since RULA assesses the most unfavorable postures while OWAS assesses a group of them. Hence, they are complementary methods.

Measures such as implementing new technologies, modifying tools, training workers, and improving their physical condition can contribute to reducing musculoskeletal risks in pepper cultivation workers.

Conflicts of interest

The authors declare no conflicts of interest.

Acknowledgments

We thank the Andalusian Laboratory-Observatory into Working Conditions in the Agricultural Sector (LASA; CG401251) for funding.

REFERENCES

- Abrahamo RF, Ribeiro IAV, Tereso MJA. Workload composition of the organic horticulture. *Work*. 2012;41:5355-60.
- Almodóvar-Molina A, Galiana-Blanco ML, Hervás-Rivero P, Pinilla-García FJ. VII Encuesta nacional de condiciones de trabajo 2011. Madrid: Instituto Nacional de Seguridad e Higiene en el Trabajo, 2012. <https://www.insst.es/documentos/94886/96082/VII+Encuesta+Nacional+de+Condiciones+de+Trabajo+%2C+2011/399f13f9-1b87-41de-bd7e-983776f8212a>. Accessed 16 April 2021.
- Arcury TA, O'Hara H, Grzywacz JG, Isom S, Chen HY, Quandt SA. Work safety climate, musculoskeletal discomfort, working while injured, and depression among migrant farmworkers in North Carolina. *Am J Public Health*. 2012;102:S272-8.
- Barneo-Alcántara M, Díaz-Pérez M, Gómez-Galán M, Pérez-Alonso J, Callejón-Ferre AJ. Musculoskeletal risks of farmers in the olive grove (Jaén-Spain). *Agriculture*. 2020;10:511.
- Barrero LH, Ceballos C, Ellegast R, Pulido JA, Monroy MA, Berrio S, et al. A randomized intervention trial to reduce mechanical exposures in the Colombian flower industry. *Work*. 2012;41:4971-4.
- Belcore E, Pezzoli A, Calvo, A. Analysis of gender vulnerability to climate-related hazards in a rural area of Ethiopia. *Geogr J*. 2020;186:156-70.
- Benos L, Tsaopoulos D, Bochtis D. A review on ergonomics in agriculture. Part II: Mechanized operations. *Appl Sci*. 2020;10:3484.

- Chang KY. A survey on ergonomic evaluation methods of agricultural work for preventing WMSDs. *J Ergon Soc Korea*. 2011;30:465-72.
- Colombini D. An observational method for classifying exposure to repetitive movements of the upper limbs. *Ergonomics*. 1998;41:1261-89.
- Corlett E, Madeley S, Manenica I. Posture targeting: A technique for recording working postures. *Ergonomics*. 1979;22:357-66.
- David G, Woods V, Li G, Buckle P. The development of the Quick Exposure Check for assessing exposure to risk factors for work-related musculoskeletal disorders. *Appl Ergon*. 2008;39:57-69.
- Dianat I, Afshari D, Sarmasti N, Sangdeh MS, Azaddel R. Work posture, working conditions and musculoskeletal outcomes in agricultural workers. *Int J Ind Ergonom*. 2020;77:102941.
- Enez K, Nalbantoglu SS. Comparison of ergonomic risk assessment outputs from OWAS and REBA in forestry timber harvesting. *Int J Ind Ergonom*. 2019;70:51-7.
- Esteban-Buedo V, García-Gómez M, Santolaria-Bartolomé E, Casanova-Vivas S, Castañeda-López R, Lorenzo-Espeso N, et al. Guía para la vigilancia de la salud de los trabajadores del sector agrario. Ministerio de Sanidad, Servicios Sociales e Igualdad, 2013. <http://www.mscbs.gob.es/ciudadanos/saludAmbLaboral/docs/guiaAgrario.pdf>. Accessed 16 April 2021.
- EU-OSHA (European Agency for Safety and Health at Work). Introduction to work-related musculoskeletal disorders. Factsheet 71. Bilbao: European Agency for Safety and Health at Work, 2007. <https://osha.europa.eu/en/publications/factsheet-71-introduction-work-related-musculoskeletal-disorders/view>. Accessed 16 April 2021.
- EU-OSHA (European Agency for Safety and Health at Work). Work-related musculoskeletal disorders: Prevention report. Factsheet 78. Bilbao: European Agency for Safety and Health at Work, 2008. <https://osha.europa.eu/es/publications/factsheet-78-work-related-musculoskeletal-disorders-prevention-report-summary/view>. Accessed 17 April 2021.
- EU-OSHA (European Agency for Safety and Health at Work). Protecting health and safety of workers in agriculture, livestock farming, horticulture and forestry. Luxembourg: Publications Office of the European Union, 2012. <https://osha.europa.eu/es/publications/protecting-health-and-safety-workers-agriculture-livestock-farming-horticulture-and/view>. Accessed 16 April 2021.
- Fathallah FA. Musculoskeletal disorders in labor-intensive agriculture. *Appl Ergon*. 2010;41:738-43.
- Fenske RA, Hidy A, Morris SL, Harrington MJ, Keifer MC. Health and safety hazards in Northwest agriculture: Setting an occupational research agenda. *Am J Ind Med*. 2002;(Suppl 2):62-7.
- García C, Chirivela C, Page del Pozo A, Moraga R, Jorquera J. Método Ergo IBV. Evaluación de riesgos laborales asociados a la carga física. Valencia: Instituto de Biomecánica de Valencia (IBV), 1997.
- Gómez-Galán M, Pérez-Alonso J, Callejón-Ferre AJ, López-Martínez J. Musculoskeletal disorders: OWAS review. *Ind Health*. 2017;55:314-37.
- Gómez-Galán M, Pérez-Alonso J, Callejón-Ferre AJ, Sánchez-Hermosilla-López J. Assessment of postural load during melon cultivation in Mediterranean greenhouses. *Sustainability*. 2018;10:2729.
- Gómez-Galán M, Callejón-Ferre AJ, Pérez-Alonso J, Díaz-Pérez M, Golasi I. Repetitive movements in melon cultivation workers under greenhouses. *Agriculture*. 2019;9:236.
- Gómez-Galán M, Callejón-Ferre AJ, Pérez-Alonso J, Díaz-Pérez M, Carrillo-Castrillo JA. Musculoskeletal risks: RULA bibliometric review. *Int J Environ Res Public Health*. 2020;17(12):4354.
- Gyemi DL, van Wyk PM, Statham M, Casey J, Andrews DM. 3D peak and cumulative low back and shoulder loads and postures during greenhouse pepper harvesting using a video based approach. *Work*. 2016;55:817-29.
- Hignett S, McAtamney L. Rapid Entire Body Assessment (REBA). *Appl Ergon*. 2000;31:201-5.
- Holmberg S, Stiernstrom EL, Thelin A, Svardsudd K. Musculoskeletal symptoms among farmers and non-farmers: A population-based study. *Int J Occup Env Health*. 2002;8:339-45.
- Hoy DG, Raikoti T, Smith E, Tuzakana A, Gill T, Matikarai K, et al. Use of the global alliance for musculoskeletal health survey module for estimating the population prevalence of musculoskeletal pain: Findings from the Solomon Islands. *BMC Musculoskel Dis*. 2018;19:292.
- ILO (International Labour Office). Safety and health in agriculture. Geneva: ILO, 2011. https://www.ilo.org/safework/info/standards-and-instruments/codes/WCMS_161135/lang--en/index.htm. Accessed 16 April 2021.

- Imeah B, Penz E, Rana M, Trask C. Economic analysis of new workplace technology including productivity and injury: The case of needle-less injection in swine. *Plos One*. 2020;15:e0233599.
- INERMAP, Instituto de Ergonomía, MAPFRE, S.A. ErgoMet 3. Version 3.0.0.33. Figueruelas (Zaragoza), 2011. Accessed 6 December 2021.
- INSST (Instituto Nacional de Seguridad y Salud en el Trabajo). Trastornos musculoesqueléticos. Torrelaguna: INSST, 2012. <https://www.insst.es/riesgos-ergonomicos-trastornos-musculoesqueleticos>. Accessed 16 April 2021.
- Jain R, Meena ML, Dangayach GS, Bhardwaj AK. Risk factors for musculoskeletal disorders in manual harvesting farmers of Rajasthan. *Ind Health*. 2018;56:241-8.
- Karhu O, Kansi P, Kuorinka I. Correcting working postures in industry: A practical method for analysis. *Appl Ergon*. 1977;8:199-201.
- Karsh BT, Newenhouse AC, Chapman LJ. Barriers to the adoption of ergonomic innovations to control musculoskeletal disorders and improve performance. *Appl Ergon*. 2013;44:161-7.
- Kemmlert K. A method assigned for the identification of ergonomic hazards – PLIBEL. *Appl Ergon*. 1995; 26:199-211.
- Kilbom A, Persson J, Jonsson B. Risk factors for work-related disorders of the neck and shoulder-with special emphasis on working postures and movements. In: Corlett EN, Wilson J, Manenica I (eds): *Ergonomics of working postures* (pp 44-53). London: Taylor & Francis, 1986.
- Kim KR, Lee KS, Kim HC, Song EY. Health status and musculoskeletal workload of red pepper farmers. *J Ergon Soc Korea*. 2009;28:7-15.
- Koiri P. Occupational health problems of the handloom workers: A cross sectional study of Sualkuchi, Assam, Northeast India. *Clin Epidemiology Glob Health*. 2020;8: 1264-71.
- Kuorinka L, Jonson B, Kilbom A, Viterberg H, BierNing-Sorensen F, Andersson G, et al. Standardised Nordic questionnaires for the analysis of musculoskeletal symptoms. *Appl Ergon*. 1987;18:233-7.
- López-Aragón L, López-Liria R, Callejón-Ferre AJ, Pérez-Alonso J. Musculoskeletal disorders of agricultural workers in the greenhouses of Almería (Southeast Spain). *Safety Sci*. 2018;109:219-35.
- Luque JS, Reyes-Ortiz C, Marella P, Bowers A, Panchal V, Anderson L, et al. Mobile farm clinic outreach to address health conditions among latino migrant farmworkers in Georgia. *J Agromed*. 2012;17: 386-97.
- McAtamney L, Corlett EN. RULA: A survey method for the investigation of work-related upper limb disorders. *Appl Ergon*. 1993;24:91-9.
- Messias ID, Okuno E. Study of postures in sugarcane cutters in the Pontal of Paranapanema-SP, Brazil. *Work*. 2012;41:5389-91.
- Narimoto LR, Belussi SEAC, Camarotto JA. Design-in-use applied to Brazilian agriculture: The case of citrus and sugarcane harvesting. *Work*. 2020;65:689-98.
- Nguyen THY, Bertin M, Bodin J, Fouquet N, Bonvalot N, Roquelaure Y. Multiple exposures and coexposures to occupational hazards among agricultural workers: A systematic review of observational studies. *Saf Health Work*. 2018;9:239-48.
- NIOSH (National Institute for Occupational Safety and Health). *Work practices guide for manual lifting*. NIOSH Technical Report (pp 81-122). Cincinnati, OH: NIOSH, 1981.
- Nwe YY, Toyama S, Akagawa M, Yamada M, Sota K, Tanzawa T, et al. Workload assessment with Ovako Working Posture Analysis System (OWAS) in Japanese vineyards with focus on pruning and berry thinning operations. *J Jpn Soc Hortic Sci*. 2012;81:320-6.
- Pardo-Ferreira MC, Zambrana-Ruiz A, Carrillo-Castrillo JA, Rubio-Romero JC. Ergonomic risk management of pruning with chainsaw in the olive sector. In: Arezes PM, Santos Baptista J, Barroso MP, et al. (eds): *Occupational safety and hygiene VI. 6th International Symposium on Occupational Safety and Hygiene (SHO)*, March 26-27, 2018, Guimaraes, Portugal (chapter 91). Boca Raton, FL: CRC Press, 2018.
- Perkiö-Mäkelä M., Hirvonen M. How to improve farmers' work ability. In: Bagnara S, Tartaglia R, Albolino S, et al. (eds): *Proceedings of the 20th Congress of the International Ergonomics Association (IEA 2018)*. IEA 2018. (Advances in Intelligent Systems and Computing, Vol 825). Cham: Springer, 2019. https://doi.org/10.1007/978-3-319-96068-5_41.
- Pinzke S, Lavesson L. Ergonomic conditions in manual harvesting in Swedish outdoor cultivation. *Ann Agr Env Med*. 2018;25:481-7.
- Pistolesi F, Lazzerini B. Assessing the risk of low back pain and injury via inertial and barometric sensors. *IEEE T Ind Inform*. 2020;16:7199-208.

- Riemer R, Bechar A. Investigation of productivity enhancement and biomechanical risk in greenhouse crops. *Biosyst Eng.* 2016;147:39-50.
- Romano E, Pirozzi M, Ferri M, Calcante A, Oberti R, Vitale E, et al. The use of pressure mapping to assess the comfort of agricultural machinery seats. *Int J Ind Ergonom.* 2020;77:102835.
- Sakamoto T, Ochi M, Kikuchi Y, Kobayashi K, Tanaka T, Ozaki Y. Reducing burden during summer asparagus (*asparagus officinalis* L.) spear harvest by using long-shafted shears and a large-wheeled cart under modified branch training. *Hort J.* 2017;86:37-44.
- Salleh NFM, Sukadarin EH, Khamis NK, Ramli R. Pattern of muscle contraction in different postures among Malaysia pineapple plantation workers. In: 1st International Postgraduate Conference on Mechanical Engineering (IPCME2018) 31 October 2018, UMP Pekan, Pahang, Malaysia (p 012088). (IOP Conference Series: Materials Science and Engineering, Volume 469). IOP Publ., 2019. <https://dx.doi.org/10.1088/1757-899X/469/1/012088>
- Schenker MB. Preventive medicine and health promotion are overdue in the agricultural workplace. *J Public Health Pol.* 1996;17:275-305.
- Sejari N, Kamaruddin K, Al-Worafi YMA, Ming LC. A narrative review of massage and spinal manipulation in the treatment of low back pain. *Arch Pharm Prac.* 2014;5:139-43.
- Son HM, Seonwoo H, Lim KT, Chung JH. Continuous Measurement of worker's physiological and biomechanical information in the greenhouse. In: Lim CT, Goh JCH (eds): 6th World Congress of Biomechanics (WCB 2010). August 1-6, 2010 Singapore (pp 103-6). (IFMBE Proceedings, Vol 31). Berlin: Springer, 2010. https://doi.org/10.1007/978-3-642-14515-5_27.
- Takala EP, Pehkonen I, Forsman M, Hansson GA, Mathiassen SE, Neuman WP, et al. Systematic evaluation of observational methods assessing biomechanical exposures at work. *Scand J Work Environ.* 2010;36:3-24.
- Upasani S, Franco R, Niewolny K, Srinivasan D. The potential for exoskeletons to improve health and safety in agriculture-perspectives from service providers. *IIESE Trans Occup Ergon Hum Factors.* 2019;7:222-9.
- Vanderschilden M. The OWAS system for analyzing working postures. *Acta Hortic.* 1989;237:129-36.
- Vyas R. Mitigation of musculoskeletal problems and body discomfort of agricultural workers through educational intervention. *Work.* 2012;41:2398-404.
- Ya'acob NA, Abidin EZ, Rasdi I, Abd Rahman A, Ismail S. Reducing work-related musculoskeletal symptoms through implementation of Kiken Yochi training intervention approach. *Work.* 2018;60:143-52.
- Zheng WJ, Yao HY, Liu JI, Wang K. Prevalence of musculoskeletal disorders and related factors in female greenhouse workers in Shandong province. *Zhonghua liu xing bing xue za zhi.* 2018;39:1206-9.

Appendix A

The following table presents the meaning of the digits established by the OWAS method for assigning the posture code.

Table A1: Meaning of the digits for the OWAS posture code (INERMAP, 2011; Karhu et al., 1977; Takala et al., 2010)

Body area	Digit	Position / Load
Back	1	Straight
	2	Bent
	3	Turned
	4	Bent and turned
Arms	1	Both down
	2	One up and one down
	3	Both up
Legs	1	Sitting position
	2	Standing, legs straight
	3	Standing, one leg extended and one bent
	4	Standing with two legs bent (balanced)
	5	Standing with two legs bent (unbalanced)
	6	On one's knees (one or both)
	7	Walking
Load	1	Less than 10 kg
	2	More than 10 but not more than 20 kg
	3	More than 20 kg

Appendix B

Table B1 presents images of the 20 subtasks in pepper cultivation assessed.

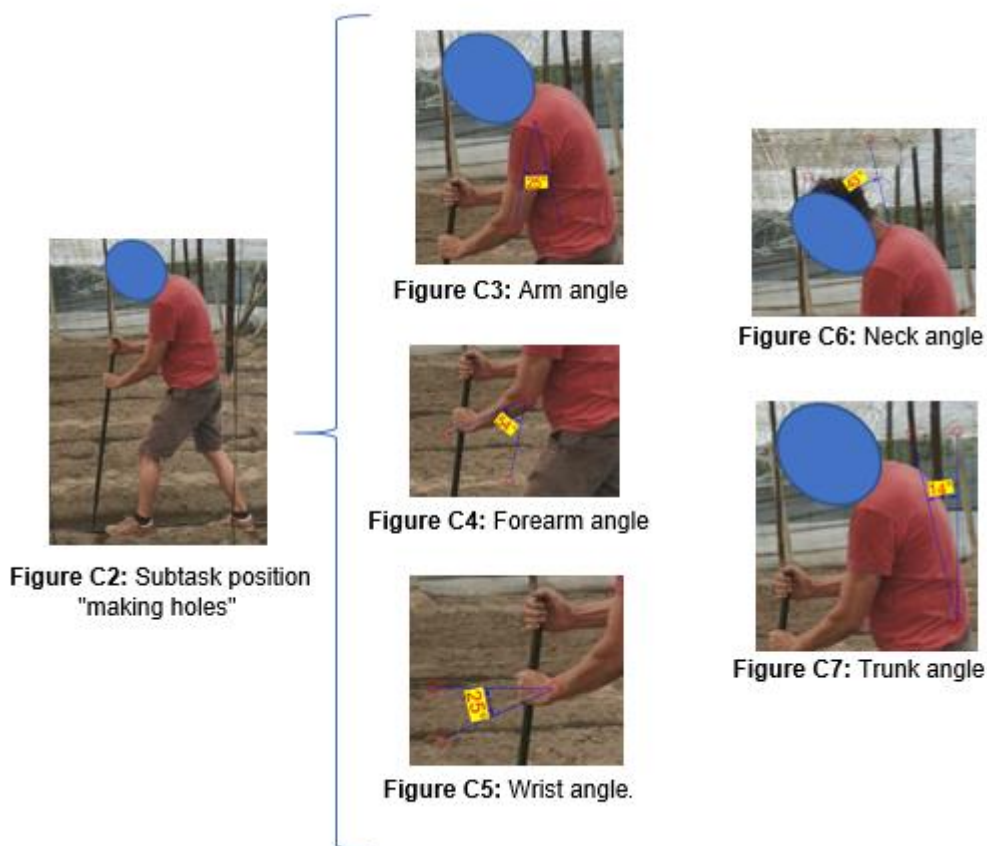
Subtask photos				
				
T1	T2	T3	T4	T5
				
T6	T7	T8	T9	T10
				
T11	T12	T13	T14	T15
				
T16	T17	T18	T19	T20

Appendix C:

In the OWAS method, a prior coding of the postures was carried out. The results were obtained from the codes. The following images show coding examples for all the different positions in one of the subtasks.



Figure C1: Coding of postures in the “making of holes”, according to OWAS



Figures C2-C6: To apply the RULA method, the first step was to measure the angles presented in the selected images. For this, AutoCAD software was used.